

WALTER PAYTON



Red GRANGE
(1925, 1929-34)



Bronko NAGURSKI
(1930-37, 43)



Gale SAYERS
(1965-1971)



CHICAGO
BEARS

1987 Media Guide

Tom Sulak © 1987

HEILEMAN'S

©
PURE
GENUINE

Old
Style

Old Style. A beer
you can believe in.

THE FRITO-LAY UNsung HERO AWARD



FRITO-LAY's®
RUFFLES®
O'GRADY's® and
DELTA GOLD® are
trademarks of
Frito-Lay, Inc. © 1987



Challenge
for Children



Kurt Becker
1986 Frito-Lay Unsung
Hero of the Year

WHO WILL BE THE 1987 FRITO-LAY UNSUNG HERO OF THE YEAR?

Frito-Lay, Inc. and the Chicago Bears are teaming up for a better Chicago through the Frito-Lay Unsung Hero of the Week/Year Awards program.

Frito-Lay will donate \$100 per point scored by the Bears to Children's Memorial Hospital in the name of the 1987 Frito-Lay Unsung Hero of the Week. An additional 10% of the year's total will be donated in the name of the 1987 Frito-Lay Unsung Hero of the Year, who will follow Dennis Gentry and Kurt Becker, Frito-Lay Unsung Heroes of 1985 and 1986.

Since 1985, total Frito-Lay Unsung Hero donations have exceeded \$100,000.

TABLE OF CONTENTS

STAFF

Front Office	4-11
Head Coach	12-13
Assistant Coaches	14-18, 148

PLAYERS

Veterans	20-72
Durability Chart	44
Draft Choices	73-79
Free Agents	80-84
Roster	98-99
Bear Honor Roll	140-148

1986

Statistics	86-87
Game-by-Game	88-96
Records Set in '86	108

RECORDS & HONORS

Soldier Field Records	109
Bear Records	110-139
Pro Bowl	166

HISTORY

Pre-Season Results	85
Overtime Games	97
Hall of Famers	149-150
Bear Highlights	150-152
Playoff Games	153
Year-by-Year Summary	160-165

GEORGE HALAS

Biography/Hallmarks	102-103
---------------------	---------

DRAFT

1986 Selections	73-79
Recent Bear Drafts	104-105
Past First Round Picks	106

MEDIA INFORMATION

Important Dates	97
WGN Radio	174
1986 Opponents	175
Credentials	176
Phone Numbers	176

MISCELLANEOUS

Club Directory	3
Instant Replay	100
What to Look for in '87	101
Bears vs. NFL	103
Soldier Field	107
Halas Hall	107
1987 Regular Season Schedule	168-170
All-time coaching records	171
Offensive/Defensive Trends	172-173
1987 Schedule	Inside Back

BEAR TICKET INFORMATION

BOX OFFICE 55 E. Jackson Blvd. (rm. 1250)
Chicago, IL 60604

ADDITIONAL OUTLETS Ticketron

TICKET PRICES \$20.00, \$17.00, \$10.00

SEASON TICKETS - Applications for the waiting list are accepted at any time. Box office hours are 9 a.m. to 4 p.m. Monday through Friday.

FAMILY SECTION - The Bears have designated sections at Soldier Field as "Family Sections" Sections 28 and 30 in the northeast corner and sections 29 and 31 in the northwest corner have been designated as family sections. In keeping with the family section concept of developing a seating area that will appeal to couples with children, the consumption of alcoholic beverages will not be permitted in the sections listed above. Family section seating will remain priced at \$10.00 for the 1987 season.

HEADQUARTERS

Halas Hall
250 N. Washington Rd.
Lake Forest, IL 60045
Telephone: (312) 295-6600
Telecopier: (312) 295-5238
Press Room: (312) 295-2020

TICKET OFFICE

55 E. Jackson Blvd.
Chicago, IL 60604
Box Office: (312) 663-5408

BOARD OF DIRECTORS

Edward W. McCaskey
Michael B. McCaskey

Virginia H. McCaskey
Robert Brizzolara

Andrew McKenna

OFFICERS

Chairman of the Board Edward W. McCaskey
President and Chief Executive Officer Michael B. McCaskey
Vice President Charles A. Bizzolara
Secretary Virginia H. McCaskey

COACHING STAFF

Head Coach Mike Ditka
Research & Quality Control Jim Dooley
Offensive Coordinator Ed Hughes
Special Teams/Tight Ends Steve Kazor
Receivers/Quarterbacks Greg Landry
Defensive Backs Jim LaRue
Defensive Line John Levra
Defensive Assistant Dave McGinnis
Offensive Backfield Johnny Roland
Offensive Line Dick Stanfel
Defensive Coordinator Vince Tobin

PLAYER PERSONNEL

Vice-President for Player Personnel Bill Tobin
Regional Scout Jim Parmer
Regional Scout Rod Graves
Regional Scout Don King
Pro Scout Ken Geiger
Bears-Blesto Area Scout Jeff Shiver

FINANCE

Director of Finance Ted Phillips
*Purchasing Agent Max Swiatek

ADMINISTRATION

Dir. of Administration Bill McGrane
Dir. of Com. Involvement Pat McCaskey
Dir. of Public Relations Ken Valdiserri
Asst. Dir. of Public Relations Bryan Harlan
Administrative Assistant John Bostrom

INFORMATION SYSTEMS

Dir. of Information Systems Greg Gershuny

MARKETING

Marketing & Promotional
Representative John Parkin

VIDEO AND PHOTOGRAPHY

Video/Photography Director Mitch Friedman
Assistant Dean Pope
Sideline Photography Bill Smith

TICKETS

*Ticket Manager Gary Christenson

STADIUM OPERATIONS & SKYBOX;

HALAS HALL

Stadium Oper. & Skybox Mgr. Tim LeFevour
Superintendent-Halas Hall R.L. McMurrin

TRAINING AND CONDITIONING

Trainer Fred Caito
Assistant Trainer Brian McCaskey
Strength Coordinator Clyde Emrich

MEDICAL

Consulting Physician Clarence Fossier
Internist Jay Munsell

EQUIPMENT

Equipment Manager Gary Haeger
Assistant Tony Medlin
Groundskeeper Joe Regis

ADMINISTRATIVE STAFF

Mary Albright	Louise Johnson
Coletta Considine	Donna Medica
Sharon Davis	Eileen Semrow
Sherri Geisler	*Liz Smith
Nancy Gudgeon	*Betty Swanson
*Jean Jensen	Joan Zmhral

* denotes office location is:
55 E. Jackson Blvd.
(312) 663-5408



EDWARD W. McCASKEY

Chairman of the Board

A pair of honors were bestowed upon the senior executive of the Chicago Bears during the off-season. Ed McCaskey was recognized for his long and meritorious service and outstanding contributions to the Brian Piccolo Cancer Research Fund. McCaskey has served 16 years as an active board member for the annual Piccolo Golf Committee which has raised and donated over \$1.5 million to the Memorial Sloan-Kettering Cancer Center in New York, as a memorial to Brian Piccolo.

In addition, McCaskey was recognized by the U.S. Army as he received a Bronze Star Medal and Combat Infantry Badge acknowledging his satisfactory performance of duty while assigned as an infantry officer in active ground combat for the 80th infantry division in 1944.

McCaskey has held his current title as Chairman of the Board since November 11, 1983 succeeding Club founder George Halas in that role. He has been an executive with the Bears since 1967 and has been responsible for spearheading the club's civic projects. An entertaining speaker to go along with his warm and outgoing manner has made McCaskey a natural for community involvement programs.

McCaskey serves on the board of trustees of Rosary College, as trustee of the Piccolo Children's Fund, the Illinois Chapter of the National Hemophilia Foundation, the Chicago Association for Retarded Citizens, and the Charlie Conacher Cancer Research Fund at the Toronto General Hospital. He is also on the Board of Director's of the Michigan Avenue National Bank, NFL Films and the Central States Institute of Addiction.

A close friend of the late Brian Piccolo, McCaskey worked closely with Screen Gems in production of the movie "Brian's Song" and the NFL owners on the Piccolo Golf Tournament Committee.

McCaskey was in the music publishing business in New York and was associated with the late Jimmy Dorsey following his stint with the U.S. Army in WW II. McCaskey served with the 80th infantry in France - enlisting as a private and leaving the Army with Captain's rank.

Since coming to Chicago in 1949, he has been merchandising manager for the National Retail Tea and Coffee Association, executive vice president of Merchandise Services, Inc., and account executive for E.F. McDonald Co., and vice-president/treasurer for the Bears.

Born April 27, 1919, in Philadelphia, McCaskey sang with dance bands before enrolling at the University of Pennsylvania in 1940. He was a football tackle at Lancaster (PA) Catholic High prior to graduation in 1937. He continued a singing career during his collegiate days and was elected class president at Penn.

McCaskey and his wife Virginia have 11 children, 15 grandchildren, and reside in Des Plaines, IL.

BRIAN PICCOLO AWARD

Bear veterans vote the award to the rookie who best exemplifies the courage, loyalty, teamwork, dedication and sense of humor of the late Brian Piccolo.

A running back who died of cancer June 16, 1970, Piccolo was in his fourth season with the club when forced from the lineup because of the malignancy. He was 26 years old when he died and left a wife, three daughters, and legions of friends.

He signed with the Bears as a free agent following the '64 collegiate season. As a senior at Wake Forest, Piccolo led the nation in scoring (111) and rushing (1,044).

1986	Neal Anderson (RB)	1977	Ted Albrecht (T)
1985	Kevin Butler (K)	1976	Brian Baschnagel (WR)
1984	Shaun Gayle (DB)	1975	Roland Harper (RB)
1983	Jim Covert (T)	1974	Fred Pagac (TE)
1982	Jim McMahon (QB)	1973	Wally Chambers (DT)
1981	Mike Singletary (LB)	1972	Jim Osborne (DT)
1980	Bob Fisher (TE)	1971	Jerry Moore (S)
1979	Dan Hampton (DE)	1970	Glen Holloway (G)
1978	John Skibinski (RB)		

MICHAEL B. McCASKEY

President and Chief Executive Officer

Quite an impressive base has been built for the future of the Chicago Bears under the active leadership of team President and Chief Executive Officer Michael McCaskey. The team's stability has been molded because of sound decision making and a determination to create and signal a new area for an organization that had, until recently, struggled for respect on the field.

In just three and a half years (Nov. 11, 1983) since being named only the third President in Bear history, the NFL's oldest franchise has captured 39 of its last 48 regular season games, a Super Bowl crown in 1985, an NFC Championship, three NFC Central Division Titles and recorded a 44-10 regular season record. Succeeding his grandfather, George S. Halas, and his uncle George S. Halas, Jr., McCaskey has initiated changes, restructured and clarified lines of organizational authority while adding qualified people to important administrative roles. During this past off-season, McCaskey named Bill Tobin Vice President for Player Personnel in recognition to his contribution to the club's development. In addition, he promoted veteran NFL administrator Bill McGrane, a Bear employee since 1975, to the role of Director of Administration. Ted Phillips, the Bears' controller since 1983, was named Director of Finance and is responsible for negotiating player contracts. Mike Ditka begins his sixth season as head coach with the best winning percentage (.685%) in club history. The Bears 14-2 mark in 1986 improved Ditka's career record to 50-23 surpassing the .672% of team founder George Halas, who amassed a 320-148-31 record in 40 seasons as Bear mentor. "At the core of a company you have to have people you are confident in, who are qualified and are compatible working partners," says McCaskey. "These are the people who will help the Bears win championships."

McCaskey was honored by his peers in the league following the Super Bowl Title in 1985 when he received "The Sporting News 1985 Executive of the Year Award". On the league level, McCaskey has been a part of Commissioner Pete Rozelle's NFL Long Range Planning Committee. That Committee surveys the long range opportunities and trends for the NFL. The ideas for compiling three-year financial projections and hosting an NFL game in London were proposed by this group for league consideration.

McCaskey was born December 11, 1943 and grew up in Des Plaines, Illinois. He graduated from Notre Dame High School in suburban Niles. He attended Yale University where he played wide receiver on the school's football team while keeping pace with a hectic academic curriculum. He graduated with degrees in philosophy and psychology. Following graduation from Yale in 1965, McCaskey served as a Peace Corps volunteer in Ethiopia. His initiation into the world of management came about following his enrollment into the doctoral program in management at Case Western Reserve University where he earned a doctorate in business. He then taught at UCLA (1972-75) and the Harvard Business School (1975-82). He also authored a book, *The Executive Challenge: Managing Change and Ambiguity*.



McCaskey and his wife, Nancy, have one son, John (born June 5, 1984) and reside in Winnetka, Illinois.



BILL TOBIN

Vice President of Player Personnel

The Bears success on draft day the past several years and its subsequent impact in the win-loss column prompted team president Michael McCaskey to promote Bill Tobin from Director of Player Personnel to Vice President of Player Personnel during this past off-season. In making Tobin a vice-president, McCaskey cited "recognition of the fine job he and the scouting department have done."

Chicago's drafts have been the standard throughout the NFL as Tobin annually adds arsenal to the Bears attack with his astute judgment on draft day. The Bears are the only team in the NFL with their top draft choice from the last nine years still on the roster, while a

good number of later round selections have also contributed. Drafts from this decade have produced 31 players on the current roster, including eight players who have been to the Pro Bowl. Some of Tobin's late round gems include Mark Bortz and Richard Dent, a pair of 8th round draftees from 1983. Dent was Tobin's highest rated pass rusher in the draft despite being undersized. With added weight, Dent has been to two Pro Bowls and was the MVP of Super Bowl XX. Bortz was a defensive tackle at Iowa, but Tobin projected a conversion to offensive guard - another move that paid dividends.

Tobin joined the Bears in 1975 as Director of Pro Scouting and held that position until being elevated to Director of Player Personnel in 1984 upon Michael McCaskey's arrival. In his current capacity, Tobin is the Bears primary contact regarding all personnel matters; conducts the annual college draft, monitors the NFL waiver wires in hopes of upgrading the team through the free agent route and oversees a five-man scouting department which includes three regional scouts, a pro scout and a Blesto scout. Tobin and his staff evaluate over 1000 college seniors each season in preparation for the draft. In addition to the approximately 12 players added each year via the draft, the personnel department also signs free agents who were overlooked in the draft. Dennis McKinnon, Keith Ortego and all-pro center Jay Hilgenberg are among the undrafted players Tobin and company signed.

Tobin's football resume also includes a successful college and professional playing career and a coaching background. A star running back under Dan Devine at the University of Missouri from 1959-62, Tobin was MVP in the 1962 Bluebonnet Bowl after leading the Tigers to a 14-10 win over Georgia Tech. He played for the Houston Oilers in 1963 and was named the team's "Rookie of the Year". The next year he joined the Edmonton Eskimos where he played for three seasons while serving as a graduate assistant at Missouri (1964-66) where he earned a masters degree in education. Tobin spent the next two years playing for Orlando in the Continental Football League before joining Central Connecticut State College in 1968 as offensive coordinator and backfield coach for three years.

In 1971 Devine hired Tobin as a regional scout for the Green Bay Packers - a position he held for two seasons before being promoted to Director of Pro Scouting. Before leaving Green Bay for the Bears in 1975, Tobin assisted in drafting four "Rookies of the Year" - John Brockington, Chester Marcol, Willie Buchanan and Don Woods.

A native Missourian, Tobin was born February 16, 1941 in Burlington Junction and was a college teammate of brother Vince, and Johnny Roland, both Bears coaches. Bill and his wife, Dusene, have two daughters (Laurie, Kerry) and one son, Duke, a promising quarterback at Hersey High School.

RETIRED NUMBERS

3RB-T Bronko Nagurski	56E Bill Hewitt
5RB George McAfee	61LB Bill George
28RB Willie Galimore	66C Bulldog Turner
41RB Brian Piccolo	77RB Red Grange
42QB Sid Luckman		

BILL McGRANE


Director of Administration

One of the most respected and knowledgeable men in NFL circles, Bill McGrane begins his 13th season with the Bears and his first as Director of Administration. In his new role, McGrane will supervise the various departments in the front office and also be involved with Michael McCaskey in several administrative tasks. McGrane recently was instrumental in the Bears' new pre-season TV contract and also is involved in exploring the possibility of an indoor practice facility.

Before assuming his new title this past March, McGrane was the Bears' Director of Communications and Marketing since 1984. He joined the Bears in 1975 as Assistant to the General Manager, a position he held for nine years. McGrane has been involved in virtually every aspect of NFL affairs in 21 years at both the club and league level. He served as public relations director for the Minnesota Vikings (1966-72) before moving to the NFL office in New York where he had a two-year stint as Assistant to the President (George Halas) of the National Football Conference.

An accomplished writer, McGrane entered the newspaper business after graduating from the University of Iowa in 1958. He joined the staff of the Des Moines Register and Tribune following college and worked seven years for the Minneapolis Tribune (1959-66) before joining the Vikings. He has written the "Insight" column for 15 years in the Gameday magazine – the NFL's weekly program. McGrane completed a book about former Minnesota Vikings coach Bud Grant last year entitled "BUD: The Other Side of the Glacier".

McGrane was born September 7, 1933 in Des Moines, Iowa. He and his wife, Dorothy, have four children and reside in Arlington Heights, IL.



TED PHILLIPS


Director of Finance

Ted Phillips was appointed Director of Finance on March 4, 1987 and will be responsible for negotiating player contracts. He will also continue to oversee the club's financial operations and accounting staff.

A native New Englander, Phillips joined the Bears in September of 1983 as controller, a position he held until his recent promotion. He has assisted in preparing and constructing player contracts the last two seasons, giving him valuable experience in preparation for his new assignment as full-time negotiator.

Before joining the Bears, Phillips was employed as an auditor and tax accountant with Ernst & Whinney from 1979-83. He graduated from the University of Notre Dame in 1979 with a degree in business/accounting.

Born June 27, 1957 in Oneida, NY, Phillips is single and resides in Chicago.





Pat McCaskey



Ken Valdiserri



Fred Caito



Gary Christenson

PAT McCASKEY

Director of Community Involvement

All Catholic, All-American quarterback for Niles (IL) Notre Dame High School . . . All-New England in cross country for Cheshire (CT) Academy . . . Contributing Editor for the literary magazine at Loyola University of Chicago . . . Undergraduate degree in English from Indiana University . . . Masters degree in interdisciplinary studies (business, writing, performing) from DePaul University . . . Middle-aged miler for the University of Chicago Track Club . . . Serves on Boards of several charities including Brian Piccolo Cancer Research . . . Vice President and treasurer of Sports Teams Organized for the Prevention of Substance Abuse . . . Chairman of the Chicago Fellowship of Christian Athletes . . . Religion, family and sports columnist for the Des Plaines Journal . . . Directs club service and involvement within the community . . . Also handles travel arrangements and home game entertainment . . . Married Gretchen Wagel, March 3, 1984 . . . Son (Edward) born October 26, 1986.

KEN VALDISERRI

Director of Public Relations

Enters 4th season with Bears after serving as Assistant Director of Public Relations for Chicago White Sox for three years (1981-83) . . . Worked as Administrative Assistant in Baseball Commissioners Office in New York (1980) before joining White Sox . . . Spent 2½ years working in University of Notre Dame Sports Information Office . . . Worked as press liaison for Al McGuire at 1987 NCAA Final Four in New Orleans . . . Earned degree in Communication Arts from Notre Dame in 1980 . . . Single . . . Resides in Deerfield, IL.

FRED CAITO

Trainer

Begins 21st season with Bears . . . Named head trainer in 1972 after serving five years as assistant trainer . . . Received BS degree in 1969 from St. Joseph's College in Rensselaer, IN – former site of Bears training camp . . . Earned masters degree from Northwestern in 1972 . . . Member of NATA and American College of Sports Medicine . . . Two children . . . Resides in Chicago.

GARY CHRISTENSON

Ticket Manager

Joined Bears prior to 1985 season after serving previous eight years as assistant ticket manager for Minnesota Vikings (1977-84) . . . Has also worked in ticket office of University of Minnesota athletic department . . . University of Minnesota graduate . . . Wife (Gretchen) and two children reside in Arlington, Heights, IL.



Clyde Emrich



Mitch Friedman



Ken Geiger



Greg Gershuny

CLYDE EMRICH Strength Coordinator

Has been Bears strength and conditioning instructor since 1972. . . Added duties of summer camp director in 1984 when team moved camp to Platteville, WI. . . Outstanding career as weightlifter included fourteen-time Central AAU weightlifting champion, five-times U.S. Champion, U.S. Olympic squad member, Pan-American champion. . . Member of weightlifting Hall of Fame. . . Broke two world records in 1957: first man under 200 pounds to lift 400 and 409 pounds clean jerk. . . Two sons. . . Resides in Libertyville, IL.

MITCH FRIEDMAN Director of Video/Photographic Services

Enters 12th season with Bears after working in same capacity with Houston Oilers in 1973-74. . . Grew up in business with father (Bob) working for Dallas Cowboys and brother (Max) with Raiders in similar role. . . Has worked on special projects for NFL Films and NCAA Films on part-time basis. . . Also has consulted several college programs. . . Wife (Sandra) and two children reside in Vernon Hills, IL.

KEN GEIGER Pro Scout

Joined Bears on full-time basis as Pro Scout prior to 1986 season. . . Was part-time scout for Bears in 1984-85. . . Served as Blesto area scout in 1983-84. . . Spent 30 years as head football and wrestling coach at Morton East High School in Cicero (1957-86). . . Took leave of absences to coach football at University of Illinois (1955-56) and football and wrestling at the University of Missouri (1963-65). . . Married (Sheryl), five children. . . Resides in Berwyn, IL.

GREG GERSHUNY Director of Information Services

Joined Bears in 1984 to install computer system. . . Previously started a systems consulting partnership in Chicago (1983-84). . . Served as management services consultant with Arthur Young and Company (1981-83). . . Graduate of Indiana University School of Business. . . Wife (Evelyn). . . One daughter. . . Resides in Evanston, IL.

ROD GRAVES Regional Scout

Enters 4th season with Bears. . . Based in Atlanta and scouts east and southeast for Bears. . . Served as Assistant Director of Player Personnel with Philadelphia Stars of USFL in 1983. . . Regional scout with Stars for a year before being promoted. . . Father Jackie is with scouting department of Indianapolis Colts. . . B.S. degree in economics from Texas Tech. . . Attended Jesuit College Prep in Houston. . . Married (Alesia) and resides in Decatur, GA.



Rod Graves



Gary Haeger



Bryan Harlan



Don King

GARY HAEGER

Equipment Manager

Enters first season as equipment manager succeeding the retired Ray Earley. . . Served as assistant equipment manager the last three seasons. . . Has worked as basketball manager for Northern Illinois University (1982) and DePaul (1983). . . Member of Board of Directors of Arlington Heights Youth Athletic Association . . . Single. . . Resides in Arlington Heights, IL.

BRYAN HARLAN

Assistant Director of Public Relations

Joined Bears prior to 1984 season. . . Graduated from University of Iowa with degree in journalism and mass communications in May, 1984. . . Worked in Hawkeye Sports Information Office (1980-84). . . Summer intern in Green Bay Packers public relations department (1980-82). . . Sports Director at KRNA-radio in Iowa City (1983-84). . . Single. . . Resides in Chicago.

DON KING

Regional Scout

Begins 4th season with Bears. . . Is responsible for scouting west region. . . Came to Bears after scouting for Blesto. . . Also spent 2½ years as scout for Houston Oilers. . . Spent 11½ years as Blesto scout. . . Head coach at University of Hawaii in 1967 and led team to 6-4 mark. . . Wife (Evelyn), three children. . . Resides in Sun Lakes, Arizona.

TIM LeFEVOUR

Stadium Operations Manager

Joined Bears as Skybox Manager in 1981. . . Currently handles all stadium operations and 60 skyboxes. . . Previously with Chicago Park District as a writer for Public Information Office (1979-81). . . Assistant Director at WGN-TV in 1979. . . Has BA degree in Political Science from Loras College in Dubuque, Iowa. . . Wife (Judy) and three children reside in Arlington Heights, IL.

BRIAN McCASKEY

Assistant Trainer

Begins 6th season as assistant trainer. . . Served as Head Student Trainer while attending North Park College (1979-82). . . President and founder of McCaskey Sportsmedicine Clinic in Glenview, IL. . . Consulting trainer for Chicago Sportsmedicine and for Suburban Sportsmedicine in Des Plaines. . . Lectured in Liverpool at 1st World Congress of Science and Football in spring of '87. . . Single. . . Resides in Chicago.



Tim LeFevour



Brian McCaskey



John Parkin



Jim Parmer

JOHN PARKIN

Marketing and Promotional Representative

Begins first season as part-time marketing rep for Bears . . . Current position with Bears is extension of previous business he has done with club . . . His company, Parkin Promotion, is involved with advertising, promotion and printing sales . . . Previously served as Marketing/Communications for AB Dick Co. . . Wife (Nancy) and five children reside in Schaumburg.

JIM PARMER

Regional Scout

Long-time scout begins 15th season with Bears . . . Responsible for midwest and southwest areas . . . Worked as scout for Blesto combine for eight years (1967-74) prior to joining Bears . . . Two-way player as fullback and defensive back for Philadelphia Eagles for nine seasons (1947-56) . . . Played on Eagles 1948 and 1949 championship teams . . . Coached three years at Texas Tech before scouting . . . Wife (Mary), three children . . . Resides in Abilene, TX.

MAX SWIATEK

Purchasing Agent


Joined Bears in 1934 and has served several roles in tenure with team . . . Hired by George Halas who spotted him doing odd jobs at Wrigley Field . . . Besides serving as staff assistant to Halas, also has been equipment manager, trainer and traveling secretary . . . Has one son and three grandchildren . . . Resides in Chicago.




Max Swiatek



Jeff Shiver



John Bostrom



Dean Pope

MIKE DITKA

Head Coach



Telling Mike Ditka that he has joined the NFL's elite among head coaches in the NFL would not do much to boost his ego or self esteem. By finishing the '86 campaign with a 14-2 record, capturing a third consecutive division title and playoff berth, Ditka joins Bill Parcells (Giants), John Robinson (Rams) and Bill Walsh (49ers) as the only NFL coaches who have had their teams in the last three playoffs. The Bears of the past three seasons, known for their defense, running game and fighting spirit, have compiled 39 wins, the most ever by an NFL club over that span.

Those marks do little to impress Ditka as indicated by his remarks following the Bears 27-13 loss to the Redskins in the opening round of the playoffs last year. "Well, 14-2 is an excellent season, but it's not a great season and that's the difference," reflects Ditka. "Great football teams are always going to be judged by how they play in the big football

games and any team that loses its last game in a season is going to be judged that way."

Despite his disappointment over the Bears abrupt '86 finish, Ditka looks forward to the '87 season with the challenge of getting the Bears back to the Super Bowl. He clearly has established himself as one of the NFL's finest coaches as he enters his sixth season in the Bears' driver's seat. Ditka became the winningest coach in Bear history last season when his 14-2 regular season mark improved his career record to 50-23, good for a .685%. That winning percentage surpasses the .672% of team founder George Halas, who amassed a 320-148-31 record in his 40 seasons as Bear mentor.

Ditka got off to an inauspicious start, winning just 11 of his first 25 games, but has reversed that trend of late by leading Chicago to victory in 31 of the team's last 35 outings. He has guided the Bears into post-season play in each of the past three seasons: advancing to the NFC Championship game in 1984, capturing Chicago's eighth NFL Championship in Super Bowl XX, and dropping the playoff opener to Washington last season. The fiery head coach is preparing to take the Bears to their fourth consecutive playoff appearance, a feat last accomplished by the Bears from 1940-43.

Ditka is a 26-year veteran of the NFL both as a player and coach. He has been in the league playoffs in 16 of those seasons, and has been a member of six NFC Championship teams and four NFL Championships. While serving nine years as an offensive coach under Tom Landry at Dallas, the Cowboys were in the playoffs all but one season and won NFC Championships in 1975, 1977 and 1978 with the NFL crown following the 1977 season.

Born October 18, 1939 in Carnegie, Pennsylvania, Ditka enjoyed a 12-year NFL playing career as a tight end with the Chicago Bears (1961-66), Philadelphia Eagles (1967-68) and Dallas Cowboys (1969-72).

Ditka's versatility brought him college All-American honors in 1960 at Pittsburgh, where he was a solid two-way performer, defensively at end and middle linebacker, offensively as a receiver and blocker. He was also one of the nation's leading punters with a three-year average of 40 yards per boot. He starred in the East-West game and was voted the outstanding lineman of the Hula Bowl.

The Bears' first round draft choice in 1961 (5th pick), Ditka was the NFL Rookie of the Year, All-NFL in 1961-64 and played in five Pro Bowls (1962-66). In 1964 he set an NFL record for tight ends by catching 75 passes, but that mark was broken by San Diego's Kellen Winslow in 1980.

Ditka is actively involved in Misericordia, the Little City Foundation, the Fellowship of Christian Athletes and Sports Teams Organized for the Prevention of Drug Abuse. He and his wife Diana have four children: Mike (26), Mark (25), Megan (23) and Matthew (20).

DITKA'S PRO STATS RECEPTIONS

Year/Club	No.	Yds.	Avg.	TD	Gms.
1972, Cowboys	17	198	11.6	1	14
1971, Cowboys	30	360	12.0	1	14
1970, Cowboys	8	98	12.3	0	14
1969, Cowboys	17	268	15.8	3	12
1968, Eagles	13	111	8.5	2	11
1967, Eagles	26	274	10.5	2	9
1966, Bears	32	378	11.8	2	14
1965, Bears	36	454	12.6	2	14
1964, Bears	75	897	12.0	5*	14
1963, Bears	59	794	13.5	8	14
1962, Bears	58	904	15.6	5*	14
1961, Bears	56	1076	19.2	12	14
Career	427	5812	13.6	43	158

* Scored one additional touchdown on fumble recovery. Additional pro statistics:

Carried twice for two yards, recovered one fumble, and returned three kickoffs for 30 yards in 1971.

DITKA'S BEAR RECORDS

- 1) Most consecutive games, 1+ Pass Receptions 49 12/2/62-10/10/65
- 2) Most touchdowns, game 4 10/13/63 tied Harlon Hill 10/13/54

DITKA'S COACHING RECORD

Assistant Coach

1973-81 Dallas Cowboys, special teams and receivers coach

Head Coach

	Regular Season	Post-Season	vs. NFC	vs. AFC	vs. NFC Cent.	at Soldier Field
1982 Bears	3-6	0-0	2-5	1-1	1-3	2-2
1983 Bears	8-8	0-0	7-7	1-1	4-4	5-3
1984 Bears	10-6	1-1	8-4	2-2	7-1	6-2
1985 Bears	15-1	3-0	12-0	3-1	8-0	8-0
1986 Bears	14-2	0-1	10-2	4-0	7-1	7-1
Totals	50-23	4-2	39-18	11-5	27-9	28-8





JIM DOOLEY

Research and Quality Control

A man who has lived through several eras in Chicago Bear history and has made invaluable contributions to the organization is Jim Dooley. Now in his 27th season with the club, Dooley is responsible for evaluating future opponents and helping formulate the weekly game plan. A master tactician with the x's and o's of the game, Dooley will often personally scout an upcoming foe before informing the staff of a team's strengths, weaknesses and tendencies.

Says Ditka: "Jim comes to me with ideas and keeps me abreast of trends in the league and also lets me know if we have any trends that other teams can pick up by self-scouting us. I have the greatest amount of respect for Jim's football knowledge."

Dooley's tenure in Chicago began in 1952 when he joined the team as a 1st round draft choice. He played nine seasons with the Bears (1952-55, 57, 59-62) before turning to coaching, tutoring both the offense (1963-65) and defense (1966-67). He served as head coach from 1968-71 and posted a 20-36 record. He was named to his current position in 1981.

A star halfback at the University of Miami, Dooley played defensive back as an NFL rookie and led the team in interceptions. He switched to flanker in 1953 and led the team in receptions, an achievement he also met in 1957 and 1959. Dooley played nine seasons and is the club's seventh all-time leading receiver with 211 catches. His playing days were interrupted twice: when he served the Air Force in 1955-56 and in '58 when he was sidelined with a broken ankle.

Dooley was born February 8, 1930 in Stoutsville, Missouri. He and his wife have five children and reside in Chicago.



ED HUGHES

Offensive Coordinator

The architect of the Bears' offense which ranked in the NFL's top 10 in total yards for the third consecutive year in 1986 is Ed Hughes, entering his 6th season with the Bears.

Even though Hughes' had Jim McMahon for less than half of the games in the last three years while starting seven different quarterbacks in that span, the 27-year coaching veteran has guided an effective, ball-control offense.

Ditka says, "I've always respected Ed for his ability to be innovative, yet to analyze what's going on and do the right things. He works closely with our quarterbacks on the game plan and gives me tremendous confidence in that area."

Hughes was lured to Chicago by Ditka on February 1, 1982, just days after Ditka assumed the head coaching position. Ditka and Hughes were on the coaching staff together at Dallas from 1973-76, when the Cowboys made the playoffs three times including a Super Bowl trip. Before coming to Chicago, Hughes served as an offensive assistant for the Philadelphia Eagles (1981) and offensive coordinator for the New Orleans Saints (1978-80), where he was a coaching mate of Dick Stanfel.

Hughes professional coaching resume also includes stints with the Dallas Texans (1960-62), Denver Broncos (1963), Washington Redskins (1964-67), San Francisco 49ers (1967-70), St. Louis Cardinals (1972) and Detroit Lions (1977). He coached the secondary for the Texans, Broncos and Redskins; receivers for the 49ers and Cowboys; quarterbacks for the Cardinals and was offensive coordinator for the Lions. Hughes also spent one year (1971) as head coach of the Houston Oilers.

Born October 23, 1927 in Buffalo, New York, Hughes played collegiately at Tulsa (DB) and professionally for the Los Angeles Rams (1954-55) and New York Giants (1956-58) as both a wide receiver and defensive back. He and his wife, Nancy, have five children and reside in Libertyville, IL.

STEVE KAZOR

Special Teams and Tight Ends

A constant in the Bears arsenal the past few years has been strong special teams play, as the Bears have ranked among the best in the NFL in several of the 17 kicking game areas. Steve Kazor enters his 6th season as the coach of these units as well as handling the tight ends.

In 1986, Kevin Butler led the NFC in scoring (120 points), Dennis Gentry paced the NFL in kickoff returns (28.8) and Maury Buford was the NFL leader in fewest percentage of punts returned (33%) while the punt coverage unit (110 total yards) was tops in the league and the kickoff return unit (22.3 average) was second.

Ditka says: "I believe Steve is really broadening as a coach. He's done a super job with our special teams and is now in his second season with the tight ends. He has a great rapport with his players, he's fiery and he's well organized which is essential to coach special teams."

Kazor was handpicked by Ditka when the latter became head coach in 1982. The two were on the Dallas Cowboys staff together with Kazor working as an assistant to Gil Brandt in the scouting department from 1979-81. Before entering the pro ranks, Kazor spent time as an assistant coach and recruiting coordinator at Colorado State (1975), Wyoming (1976) and Texas-El Paso (1979-80). He also served on the staffs of Texas-Arlington (1974), Texas (1976-79) and Westminster College (1970), where he played nose tackle for four years as a collegian. Kazor was head coach at Emporia College in 1973, where he was the youngest head coach in the country.

Kazor was born February 24, 1948 in New Kensington, Pennsylvania and attended high school in Las Vegas. He and his wife, Colleen, have two children and reside in Vernon Hills, IL.



GREG LANDRY

Receivers and Quarterbacks

After overseeing the wide receivers in his first season on the Bears coaching staff, Greg Landry's duties will expand in 1987 to include both the quarterbacks and receivers. Chicago wideouts caught 88 passes last season including a career-high 42 receptions by Willie Gault. Landry's group was productive despite the absence of an injured Dennis McKinnon, who led the team with 7 TD catches in '85 as a starter opposite Gault.

This season, Landry will also work closely with the quarterback crop, a group that will benefit by Landry's 14 years of NFL experience.


Ditka says: "Greg brings a wealth of knowledge and experience to our passing game. He did a great job with our receivers last year and I can't think of a better person to work with young quarterbacks than Greg."


Landry came to the Bears prior to the '86 campaign after serving as quarterbacks coach of the Cleveland Browns for one season, helping the Browns win the AFC Central division title. Landry completed his 17-year playing career in 1984 when he joined the Bears prior to the season finale and was the starting quarterback that week in a 30-13 win at Detroit. He began his pro career in 1968 as the Lions' first round draft choice out of the University of Massachusetts, where he was an all-American.

After 11 years with the Lions, Landry was traded to the Baltimore Colts in 1979, where he played until 1982. He then played two seasons (1983-84) in the USFL with the Chicago Blitz and Arizona Wranglers before finishing his career with the Bears.

In 147 NFL games, Landry had 103 starts and completed 1,276 passes in 2,300 attempts for 16,502 yards; 98 TD's and 103 interceptions. He also rushed for 2,654 yards (6.2 avg) and scored 20 TD's.

Landry was born December 18, 1946 in Nashua, New Hampshire, and earned a B.S. degree in physical education from Massachusetts and a masters degree in sports administration from Wayne State (MI) University. He and his wife, Jeannine, have five children and reside in Libertyville, IL.





JIM LaRUE

Defensive Backs

Jim LaRue holds a new distinction in 1987 as he is now the oldest coach in the NFL with the off-season retirement of Cowboys' assistant Jim Myers. Entering his 37th season of coaching and his 10th as Chicago's secondary coach, LaRue, 62, has compiled an impressive resume at both the professional and collegiate levels.

LaRue has tutored several all-pro players since joining the team in 1978 and has sent a player to the Pro Bowl in six of his 10 seasons in Chicago. LaRue's corps has developed into "ballhawks", helping the Bears average 28.7 interceptions in the last three seasons, tops in the NFC. The Bears have also allowed the lowest percentage of completions by opponents in the last two seasons.

Ditka says: "Jim's been around the bend a few times and his experience is valuable to us. He's had a great working relationship with his players and gets peak performance from them."

LaRue's other pro coaching stop was with the Buffalo Bills where he served as running backs and receivers coach from 1975-78. Prior to entering the NFL, he was an assistant coach at eight major colleges: Maryland (1950), Kansas State (1951, 1954), Houston (1955-56), SMU (1957-58), Southern Illinois (1967), Utah (1968-73) and Wake Forest (1974-75). LaRue also had a successful eight-year tenure as head coach at Arizona where he posted a 41-37-2 record between 1959-66. His 1961 unit compiled an 8-1-1 mark as an independent which is the best one-year record in school history.

As a player, LaRue was a halfback and defensive back at Carson-Newman, Duke and Maryland during WWII years. He earned a mathematics degree from Duke and a masters in education from Maryland. LaRue was born August 11, 1925 in Clinton, Oklahoma. He and his wife, Betty, have three children.



JOHN LEVRA

Defensive Line

The success of the Chicago Bears' defense is predicated on putting pressure on the passer and the man who orchestrates the Bears' pass rush is line coach John Levra, who joined the Bears staff after Vince Tobin became defensive coordinator following the 1985 season.

Levra's front four was instrumental in the Bears NFC-leading 62 sacks last season and also in limiting nine opponents to fewer than 100 yards rushing. The Bears front four continued their high level of play as Steve McMichael became the third member of that unit to reach the Pro Bowl following his 1986 selection. Dan Hampton and Richard Dent also enjoyed productive seasons while William Perry almost doubled his tackle total from 1985 (51 in '86, 26 in '85).

Ditka says: "I think John helped tremendously in bringing some new techniques to our defensive line and also stressed the discipline of doing the little things. I think that's a great coaching attribute."

Levra spent the five years prior to joining Chicago as the offensive backfield coach of the New Orleans Saints. He was offensive coordinator during Wade Phillips' tenure as head coach the final four games of 1985. Under Levra's guidance the Saints had 20 100-yard individual rushing games.

Following a playing career at Pittsburg (Kan.) State where he starred as a linebacker, Levra coached in Kansas seven years at the high school level (1959-65). His first college job was at New Mexico Highlands, where he was an assistant in 1966 and head coach from 1967-70 posting a 35-4-1 record. He moved to Stephen F. Austin State University as head coach and athletic director (1971-74) where his teams were 18-5 in his final two seasons and made the only bowl appearance in school history. Levra then became offensive coordinator at the University of Kansas (1975-78) and North Texas State (1979) before entering the pro ranks as defensive line coach of the British Columbia Lions. At BC, Levra worked with Vince Tobin who was the team's defensive coordinator.

A native Kansan, Levra was born October 2, 1937 in Arma, KS. He and his wife, Rosie, have two children and reside in Gurnee, IL.

DAVID MCGINNIS

Defensive Assistant

The final addition to the Bears coaching staff following the 1985 season and the youngest coach on the staff is David McGinnis, who serves as an aide to Vince Tobin and oversees the linebacker corps.

The 36-year old McGinnis works with starting linebackers who have a combined six Pro Bowl appearances among them, with Mike Singletary making the game the past four seasons. McGinnis has also helped the depth at this position with the development of Ron Rivera and Jim Morrissey, two players who have shown marked improvement since McGinnis' arrival.

Ditka says: "I think it's important to have a blend on a staff and I think Dave gives us that. He gives us youth and a freshness in his approach and his ideas."

Philosophically, McGinnis and Tobin are on the same page as the two were coaching mates on the University of Missouri staff from 1975-77 and it was Tobin who made the bid for McGinnis' coming to Chicago. Before joining the Bears, McGinnis had 13 years of experience at the major college level.

His first coaching assignment was freshmen coach at Texas Christian in 1973-74. He moved to Missouri in 1975 and coached linebackers and secondary while Tobin was the Tigers' defensive coordinator. McGinnis joined the Indiana State staff in 1978 as secondary coach and also recruited the Chicago area. He then returned to TCU for one season (1982) as defensive backfield coach before joining Kansas State as defensive ends and linebackers coach in 1983.

McGinnis was a two-year starter as a defensive back at TCU from 1970-72, earning academic all-SWC honors both seasons. His 5 interceptions as a junior tied Lyle Blackwood for the SWC title.

Born in Independence, Kansas on August 7, 1951, McGinnis grew up in Texas and attended Snyder (TX) H.S. He is single and lives in Lake Forest, IL.



JOHNNY ROLAND

Running Backs

All one has to do is look at the NFL team rushing statistics from the last four seasons to realize the important contributions Johnny Roland has made to the Bears since his arrival in 1983. Roland has directed a running game that has ranked first in the league since 1984, helping the Bears become the first team to lead the NFL in rushing four straight seasons since the Bears of 1939-42.

Ditka says, "Our backs know that he's played the game at that position and played it tremendously well and I think they respect him for it. John probably operates on the field as a coach as well as anyone I've ever seen in terms of the way he handles his people."

A great NFL back himself in the late 1960's, Roland has the good fortune of having Walter Payton among his corps. Roland has done a masterful job the past two seasons in developing young understudies Thomas Sanders and Neal Anderson while also utilizing fullbacks Matt Suhey and Calvin Thomas effectively.

Roland began his coaching career in 1974 when he joined his collegiate coach, Dan Devine, on the Green Bay Packers staff as special assignments coach. He followed Devine to Notre Dame to coach receivers in 1975, before returning to the pro ranks a year later with the Philadelphia Eagles. He served as the Eagles running backs coach until 1978 before taking a five-year hiatus to enter private business.

A 4th-round draft choice of the St. Louis Cardinals in 1965, Roland was chosen NFL rookie of the year in 1966, and played in the Pro Bowl the following two seasons. He finished his career with 3,750 yards on 1,015 carries and 28 TD's; 153 catches, 1,420 yards and 6 TD's.

Roland, 44, was born and raised in Corpus Christi, Texas and starred collegiately at the University of Missouri where he was two-way player in both backfields and earned all-America honors.

Owner of KIRL-radio in St. Louis, Roland has three children and resides in Vernon Hills, IL.





DICK STANFEL

Offensive Line

Since joining the Bears in 1981, Dick Stanfel has developed and refined one of the finest offensive lines in the NFL, a unit that has earned respect after leading the NFL's top ground game since 1983.

Still a relatively young unit with two 7-year veterans as the deans, Stanfel's line has also proven to be more than adequate pass protectors – leading the NFC in fewest sacks allowed with 24 in 1986. His 1978 Saints team yielded an NFL record low 17 sacks. Two of Stanfel's players, Jay Hilgenberg and Jim Covert made their second consecutive Pro Bowl appearance as starters following this past season. Stanfel also deserves credit for an improved Keith Van Horn, Tom Thayer and Mark Bortz. Stanfel made Bortz an offensive lineman after he played defensive line in college.

Ditka says, "Dick is the best line coach in football – cut and dried, period. No questions asked. He gets his guys to play and they respect him as they should, because he's the best in the business."

Stanfel served as interim head coach of the New Orleans Saints for the final four games of 1980 before joining the Bears. He began his coaching career at Notre Dame (1959-62) and spent one season (1963) on the California staff before taking his initial pro coaching job with the Philadelphia Eagles in 1964. After seven seasons with the Eagles, Stanfel joined the 49ers as line coach in 1971 and stayed there until joining the Saints in 1976.

After playing collegiately at the University of San Francisco, Stanfel enjoyed a nine-year pro career. Stanfel played five years with the Lions and was the league's MVP in 1954 when the Lions won the NFL title. The five-time all-pro guard finished his career with the Washington Redskins (1956-58).

Stanfel was born July 20, 1927 in San Francisco and currently lives in Libertyville, IL. He has three sons.



VINCE TOBIN

Defensive Coordinator

After taking control of a defense that led the NFL in 1985, first-year defensive boss Vince Tobin met all expectations and then some last season as the Bears continued to set the standard in NFL defenses. Under Tobin's guidance, the Bears not only led the league in net yards yielded (4,130), but more importantly, set a NFL record for fewest points allowed in a 16-game season with 187. That total breaks the Pittsburgh Steelers mark of 195 points in 1978 and in Tobin's philosophy is the most important milestone a defense can achieve.


Ditka says, "Vince is as good as any defensive coordinator in football. I think he has a very practical and intelligent approach to coaching defense and it showed last season. There's no doubt he took charge and earned the respect of our players immediately."


The success Tobin enjoyed in his first NFL season comes as no surprise considering his past record. As defensive coordinator of the British Columbia Lions from 1977-82, his units ranked 2nd overall during the six-year span. He joined the Philadelphia/Baltimore Stars in 1983 where his defense ranked 1st overall in 1983 and 1984 and 2nd in 1985. The Stars were in the championship game all three seasons, winning in 1984 and 1985 and led the USFL all three years in fewest points allowed.

Before entering the pro ranks, Tobin coached at his alma mater, the University of Missouri. He handled the defensive ends from 1967-70 before becoming defensive coordinator from 1971-76. In addition to his duties as coordinator, Tobin handled the linebackers (1971-75) and secondary (1976). He was an all-Big Eight defensive back for the Tigers receiving a degree in physical education in 1965 and a masters in guidance and counseling in 1966 before joining the coaching staff. In 19 years of coaching, Tobin has been a member of 18 winning teams.

A native of Burlington Junction, Missouri, the 43-year old Tobin comes from a football family which produced three college football players including Bill, a teammate at Missouri. Born September 28, 1943, Tobin and his wife Kathy have two children and reside in Libertyville, IL.

THE PLAYERS





NEAL ANDERSON

35

Running Back Florida 2nd Year

Ht: 5-11 Wt: 210 Born: 8/4/64
Graceville, FL

Acquisition: Selected in 1st round (27th player) of 1986 draft.

1986 SEASON: Selected to all-rookie team by Pro Football Weekly as special teams player after pacing Bears with 19 kamikaze tackles including 15 solos as coverage "gunner". . . Saw spot duty as running back and gained 146 yards on 35 carries. . . Made only pro start at Detroit (12/15) on Monday Night Football. . . Rushed for 30 yards and caught 2 passes for 63 yards including 58-yard TD in season-finale at Dallas (12/21). . . Game ball vs. Bucs (12/7) after season-high 33 yards rushing and 4 special teams tackles. . . Had 66-yard TD run at Houston (10/12) called back because of penalty; longest run of season (23 yards) at Cincinnati (9/28). . . Did not play in first two games of season. . . Ran once for 11 yards in playoff game vs. Redskins. **GAMES PLAYED:** 14. **GAMES STARTED:** 1.

COLLEGIATE, PERSONAL: Finished brilliant Florida career as school's all-time leading rusher (3,234 yards) and became only 8th back in SEC history to surpass 3,000 rushing yards. . . Gained 1,034 yards as senior finishing second to Auburn's Bo Jackson in conference. . . Best games as senior were vs. Tennessee (160 yards) and Mississippi State (134 yards including 61-yard TD). . . All-time Gator TD leader with 32; 30 of them rushing. . . 1st on all-purpose list (3,785), 100-yard games (14). . . 5.1 career rushing average ties him for 4th in SEC history with former Auburn and current 49er RB Joe Cribbs. . . Earned all-American honors as senior, all-SEC honors final three seasons. . . 916-yard junior campaign included 178 yards on 23 carries vs. Tennessee. . . Also led team in rushing as sophomore with 835 yards setting UF record for sophomore yards. . . Emerged as star late in freshman season gaining 403 yards and 6 TD's in final three games of season. . . First collegiate start vs. Kentucky rushed for 197 yards on 33 carries and 3 TD's. . . Prepped at Graceville HS rushing for 1,200 yards, 22 TD's while leading team to 10-2 mark as senior enroute to all-state honors. . . Won 100, 220 and high jump at state track meet. . . Member of FCA. . . Student Senator for the Florida Student Government. . . PR/Journalism major. . . Given name Charles Neal Anderson.

Anderson's Pro Stats

Year/Club	Rushing					Receiving					Games/Starts
	No	Yds	Avg	LG	TD	No	Yds	Avg	LG	TD	
1986 Bears	35	146	4.2	23	0	4	80	20.0	58	1	14/1
Totals	35	146	4.2	23	0	4	80	20.0	58	1	14/1
Post-Season											
1986	1	11	11.0	11	0	0	0	0.0	0	0	1/0
Career	1	11	11.0	11	0	0	0	0.0	0	0	1/0

Anderson's Single Game Highs

Most Rushes: 9 at Dallas (12/21/86)	Most Catches: 2 at Dallas (12/21/86)
Most Yards, Rushing: 33 vs. Bucs, 5 carries (12/7/86)	Most Yards, Receiving: 63 at Dallas (12/21/86)
Long Rush: 23 at Cincinnati (9/28/86)	Long Catch: 58t yards at Dallas (12/21/86)

LEW BARNES

81

Wide Receiver/
Punt Returner

Oregon

2nd Year

Ht: 5-8

Wt: 160

Born: 12/17/62
Long Beach, CA



Acquisition: Selected in 5th round (139th player) of 1986 draft.

1986 SEASON: Was the only Bear to return a punt during season... Averaged 8.5 yards on 57 returns including a 35-yard return at Detroit (12/15)... 57 PR's were most in NFL... Finished 7th in NFC in punt returns... Also returned 3 kickoffs for 94 yards... Had 85-yard KOR for TD vs. Bucs (12/7/86)... Caught 4 passes for 54 yards as wide receiver... Best outing was 85 yards on 4 PR's at Detroit to ignite 4th quarter rally. **GAMES PLAYED:** 16. **GAMES STARTED:** 0.

COLLEGIATE, PERSONAL: First-team all-America choice by Football News and Football Writers of America as senior... Three-time all-Pac Ten selection... Caught 50 passes as senior including collegiate high of 9 for 183 and 1 TD at San Diego State... First Oregon receiver to accumulate more than 2,000 yards receiving (2,048)... Tied Ahmad Rashad's school mark for receiving TD's in career (18)... Caught at least one pass in all 32 games he played at Oregon... Played DB/WR at San Diego Mesa and RB/DB as a prep... Automobile buff who aspires to own/manage car dealership.

Year/Club	Receiving					Barnes' Pro Stats Punt Returns					Kickoff Returns					
	No	Yds	Avg	LG	TD	No	Yds	Avg	LG	TD	No	Yds	Avg	LG	TD	Games/Starts
1986 Bears	4	54	13.5	14	0	57	482	8.5	35	0	3	94	31.3	85	1	16/0
Career	4	54	13.5	14	0	57	482	8.5	35	0	3	94	31.3	85	1	16/0
Post-Season																
1986	0	0	0.0	0	0	5	27	5.4	23	0	0	0	0.0	0	0	1/0
Career	0	0	0.0	0	0	5	27	5.4	23	0	0	0	0.0	0	0	1/0

Barnes' Single Game Highs

Most Catches: 2 vs. Rams (11/3/86)	Most Yards, PR: 85 at Detroit (4 returns) (12/15/86)
Most Yards Receiving: 28 vs. Rams, (11/3/86)	Long PR: 35 at Detroit (12/15/86)
Long Catch: 14 vs. Rams (11/3/86)	Most KOR's: 1, three times
Most PR's: 6 (49 yards) at Dallas (12/21/86)	Long KOR: 85t vs. Bucs (12/7/86)

KURT BECKER

79

Guard/Tackle


Michigan

6th Year

Ht: 6-5

Wt: 280

Born: 12/22/58
Aurora, IL



Acquisition: Selected in 6th round (105th player) of 1982 draft.

1986 SEASON: Valuable and versatile lineman who can play both guard and both tackle positions... Saw extensive playing time at guard alternating with Bortz and Thayer... Started vs. Vikings (10/5) for injured Bortz... Replaced an injured Van Horne at RT in season opener vs. Browns (9/7)... Received considerable playing time at both tackle positions during pre-season... Did not play vs. Eagles (9/14) and Rams (11/3)... Winner of 1986 Bears/Frito-Lay "Unsung Hero" award. **GAMES PLAYED: 14. GAMES STARTED: 1.**

PRO CAREER: Started first 3 games of '85 season before injuring right knee at Minnesota (9/19/85)... Subsequently had knee surgery (10/1/85) and placed on IR for remainder of season... Starter at RG all 16 games of '84 and final 14 games of '83... Missed '84 pre-season with hyperextended foot... Played in final five games of '82 season after spending first two games on inactive list.

COLLEGIATE, PERSONAL: All-America and Lombardi Trophy semi-finalist at Michigan... Part of offensive line at Michigan that sent all five players to NFL including current Bear teammate Stefan Humphries... Entered Michigan at 216 pounds... Red shirted in '77... Three-sport standout at Aurora (IL) East High... Has degree in business communications... Worked past off-season for construction company... Married (Gloria)... Makes year-round residence in Lincolnshire, IL.

Becker's Pro Stats

Games/Starts: 54/34 – 1982 (5/0); 1983 (16/14); 1984 (16/16); 1985 (3/3); 1986 (14/1);	Post-Season: 3/2 – 1984 (2/2); 1985 (0/0); 1986 (1/0)
---	---



TODD BELL 25

Strong Safety Ohio State 6th Year

**Ht: 6-1 Wt: 212 Born: 11/28/58
Middletown, OH**

Acquisition: Selected in 4th round (95th player) of 1981 draft.

1986 SEASON: Returned after year hiatus from football and appeared in 15 games... Served as back-up strong safety and played in "nickel" situations... Had only interception and season-high 4 tackles vs. Bucs (12/7)... Slowed down early part of season with hamstring pull originally suffered in pre-season... Did not play due to hamstring at Cincinnati (9/28)... Contributed defensively on goal-line situations in addition to his duties as "nickel" back. **GAMES PLAYED: 15. GAMES STARTED: 0.**

PRO CAREER: Earned all-pro honors and starting nod in Pro Bowl following '84 season... Had 4 interceptions in '84 and led secondary with 4.5 sacks... Finished 3rd on team in tackles (77), 3rd in solos (58), and 3rd in interceptions (4)... Returned interception 36 yards for TD at Minnesota (11/25/84) – second TD off theft in career... Injury to Frazier led to duty at cornerback in playoff loss at San Francisco (1/6/85)... Became full-time starter in '83... Owns 4th longest interception in Bear history, 92 yards off Eric Hipple; (11/22/81)... Finished 2nd on team in special teams tackles with 28 in '81... Sat out '85 campaign with contract dispute.

COLLEGIATE PERSONAL: Two-time All-Big Ten selection at Ohio State; UPI, NEA 2nd team all-America... Played in Hula and Japan Bowls... Returned blocked punt 20 yards for TD in 18-15 win over Michigan in '79 to give Buckeyes Rose Bowl berth... Had three interceptions including one for TD at OSU... Prep all-America linebacker at Middletown (OH) High... Track star and state long jump champ for 3 straight years... Broke Jesse Owens' 1933 prep record in long jump with 25'5" leap... 9:7 time in 100-yard dash finished 3rd in state meet... Father is minister in Middletown... Working on degree in physical education... Given name is Todd Anthony Bell.

Bell, continued...

Year/Club	Interceptions				Bell's Pro Stats						
	No	Yds	LG	TD	Tkls/ Solo	Fum Rec	Force Fum	Pass Def	Blk Kick	Sack/ Yds	Games/ Starts
1986 Bears	1	-1	-1	0	13/7	1	0	3	0	0/0	15/0
1985 DNP											
1984 Bears	4	46	36	1	77/58	2	1	5	0	4.5/37	16/16
1983 Bears	0	0	0	0	115/92	1	1	6	0	3/30	16/15
1982 Bears	0	0	0	0	13/12	0	1	4	0	1/9	9/0
1981 Bears	1	92	92	1	32/22	1	2	5	0	0/0	16/0
Career	6	137	92	2	250/191	5	5	23	0	8.5/76	72/31
Post-Season											
1986	0	0	0	0	0/0	0	0	0	0	0/0	1/0
1984	0	0	0	0	8/6	0	1	1	0	0/0	2/2
Career	0	0	0	0	8/6	0	1	1	0	0/0	3/2

Bell's Single Game Highs

Most Tackles: 8 (twice), vs. Vikings (10/28/84); vs. Redskins (10/11/81)
 Most Solos: 8 (twice), same as above
 Most Interceptions: 1, six times

Long Interception: 92 (TD) vs. Lions (11/22/81)
 Most Sacks: 2 vs. Vikings (10/28/84)
 Most Deflections: 2, three times


PAUL BLAIR 68

Offensive Tackle Oklahoma State 2nd Year

Ht: 6-4

Wt: 280

Born: 8/3/63
 Edmund, OK



Acquisition: Selected in 4th round (110th player) of 1985 draft.


1986 SEASON: Appeared in 14 games as a reserve and special teamer. . . Did not play vs. Eagles (9/14) and at Green Bay (9/22). . . Back-up to Jim Covert and Keith Van Horne. . . Played for injured Covert in second half at Minnesota (10/19). . . Raw talent who excels as drive blocker. . . Did not play vs. Redskins in playoffs. . . Says Ditka, "He needs to improve on techniques, but we think he can develop into a solid lineman." **GAMES PLAYED: 14. GAMES STARTED: 0.**

COLLEGIATE, PERSONAL: All-Big Eight selection by AP, UPI as senior despite nagging hamstring injury. . . Started every game in final two seasons. . . Played on winning team in both Blue-Bonnet and Gator bowls. . . AP all-league choice and honorable mention all-America as junior. . . Enrolled as unheralded 225 lb. freshman after playing just one year of high school football. . . Avid weight lifter who bench presses over 400 pounds.

Blair's Pro Stats

Games/Starts: 14/0 - 1986 (14/0)

Post-Season: 0/0 - 1986 (0/0)



MARK BORTZ 62

Guard	Iowa	5th Year
Ht: 6-6	Wt: 275	Born: 2/12/61 Pardeeville, WI

Acquisition: Selected in 8th round (219th player) of 1983 draft.

1986 SEASON: Continued to show Pro Bowl potential in third full-season as starting left guard. . . Started 15 games, missing game vs. Vikings (10/5) with strained knee. . . Caught deflected pass for 8 yards vs. Lions (10/26). . . Game ball recipient vs. Bucs after offense rushed for season-high 245 yards (12/7). . . "He is still improving and is as strong as anyone we have right now. I see Mark as a future all-pro," says Mike Ditka. **GAMES PLAYED:** 15. **GAMES STARTED:** 15.

PRO CAREER: Has started 50 of last 52 games at left guard. . . Served as back-up as rookie in '83. . . Moved to guard in rookie training camp after playing defensive tackle at Iowa. . . Projected as offensive linemen by Bears' personnel chief Bill Tobin. . . Missed one game due to injury in first three seasons, vs. Vikings (10/28/84) with sprained ankle. . . Possesses great natural strength, with arms like "steel pillars" according to Bears' DE Dan Hampton.

COLLEGIATE, PERSONAL: Defensive co-captain and all-Big Ten performer at Iowa. . . Played in East-West Shrine game. . . Had 231 tackles, 126 solos, 1 forced fumble, 6 fumbles recovered, 8 pass deflections, 1 blocked kick for Hawkeyes. . . Made several all-America teams as senior. . . All-state in football and basketball as prep. . . Active outdoorsman who enjoys hunting and fishing. . . Grew up on farm in Pardeeville, WI with 8 brothers and sisters. . . General studies major. . . Married (Liza). . . Two sons (Benjamin and Simon Andrew). . . Given name Mark Steven Bortz.

Bortz' Pro Stats

Games/Starts: 62/46 – 1983 (16/0); 1984 (15/15); **Post-Season:** 6/6 – 1984 (2/2); 1985 (3/3); 1985 (16/16); 1986 (15/15)
1986 (1/1)



MAURY BUFORD 8

Punter	Texas Tech	6th Year
Ht: 6-0	Wt: 195	Born: 2/18/60 Mount Pleasant, TX

Acquisition: Obtained from San Diego Chargers (8/20/85) for 12th round choice in 1986 draft.

1986 SEASON: Had only 23 of 69 punts returned (33.3%), lowest percentage in NFL. . . Averaged 41.3 yards on career-high 69 punts. . . 20 of his punts were downed inside 20-yard line, also a career best. . . Long kick was 59-yarder at Green Bay (9/22). . . Averaged 37.2 yards at home; 44.6 on road. . . Punts were returned for 110 yards, lowest in NFL. . . Had stretch in which only 1 of 22 punts were returned (9/28-10/26). . . 14 punts were 50+ yards. . . Received game ball after placing 3 of 4 punts inside 20-yard line vs. Vikings (10/5). . . Averaged 50.8 yards on 4 punts at Tampa (11/9). **GAMES PLAYED:** 16.

Buford continued...

PRO CAREER: Beat-out Dave Finzer after being acquired in '85 training camp... Averaged over 50 yards per punt in 3 games in '85... Best outings included four punts vs. Colts (12/8) with two landing inside 5-yard line, one traveling 64 yards; 54.6 yard average on 5 punts vs. Packers (10/21/85)... Longest punt as Bear was 69-yard boot at Tampa Bay (10/6/85)... Top punter in Charger history with 42.7 average before being traded... Ranked 3rd in NFL in '83 with 43.9 yard average and 2nd with 36.6 net average... AFC's 5th ranked punter as rookie in '82 with 41.3 average... Had second longest kick in AFC, and career-long 71 yarder vs. Denver (9/12/82)... San Diego's 8th round choice (215th player) in 1982 draft.

COLLEGIATE, PERSONAL: Ranked 5th in NCAA as senior with 44.8 yard average... Played in Blue-Grey and Senior Bowl games... Averaged 43.2 yards on 293 punts at Tech... All-SWC choice in '81... 44.1 yard average as freshman was best in country for newcomer... Academic all-American in '79... Football, baseball and track standout at Mount Pleasant (TX) H.S... Earned business administration degree... Married (Dana)... Given name is Maury Anthony Buford.

Buford's Pro Stats

Year/Club	No	Yds	Avg	TB	In 20	LG	Blk	Games
1986 Bears	69	2,850	41.3	9	20	59	1	16
1985 Bears	68	2,870	42.2	14	18	69	1	16
1984 Chargers	66	2,773	42.0	3	11	60	0	16
1983 Chargers	63	2,763	43.9	8	13	60	0	16
1982 Chargers	21	868	41.3	3	5	71	2	9
Career	287	12,124	42.2	37	67	71	4	73
Post-Season								
1986	5	203	40.6	0	0	49	0	1
1985	20	760	38.0	2	4	55	0	3
1982	5	213	42.6	1	2	50	0	2
Career	30	1,176	39.2	3	6	55	0	6

Buford's Single Game Highs

Longest Punt: 71 yards vs. Denver (9/12/82) Best Average: 54.6 vs. Packers (10/21/85),
Most Punts: 9 vs. Raiders (10/1/83) 5 punts

KEVIN BUTLER

6

Placekicker Georgia 3rd Year

Ht: 6-1 Wt: 204 Born: 7/24/62
Savannah, GA



Acquisition: Selected in 4th round (105th player) of 1985 draft.

1986 SEASON: Led NFC in scoring for 2nd straight season with 120 points after converting 28 of 41 FG's and 36 of 37 PAT's... Had four 11-point games, including a three-field goal game at Green Bay (9/22) where he kicked career-long 52-yard FG to turn 10-9 deficit into 12-10 lead... Set Bear mark with 18 consecutive FG's (9/14-11/16)... Also broke George Blanda's team record by kicking at least one FG in 13 straight games (1985-86)... Kicked game winning field goals in overtime vs. Eagles (9/14), Steelers (11/30) and at Detroit (12/15)... 12 of 13 misses came in four games (4 vs. Eagles, 3 at Atlanta, 3 vs. Steelers, 2 vs. Browns)... Had streak of 23 consecutive FG's inside 40-yard line snapped vs. Eagles... Had career-high 5 touchbacks at Tampa (11/9)... 18 touchbacks in 83 kickoffs. **GAMES PLAYED:** 16.

Butler, continued...

PRO CAREER: 11th leading scorer in Bear annals with 264 points... Set NFL record for rookie in '85 by scoring 144 points breaking Gale Sayers' 1965 mark of 132... Hit 31 of 38 FG's and all 51 PAT's while earning all-rookie honors... Beat out then all-time club scoring leader Bob Thomas... Set club records for field goals, season (31); points, season (144); FG%, season (81.6) and consecutive FG's (13)... Converted 28 of 29 kicks inside 40 as rookie... Career inside 40: 49 of 56, 87.5%... 59 FG's most in NFL over last 2 seasons... Career-high 4-FG's at Minnesota (9/19/85), at S.F. (10/13/85) and at Jets (12/14/85)... Game ball recipient after 14-point performance at S.F. and after 4 of 4 effort against Jets... Made all 3 field goal attempts in Super Bowl XX... 18 of 96 kickoffs in '85 were unreturnable.

COLLEGIATE, PERSONAL: Consensus all-America at Georgia final two seasons... Made 77 of 98 FG's including 23 of 28 as senior... Set NCAA record for most games kicking two or more FG's (27)... Set SEC records for career points (353), career points by kicker (353), field goal attempts (98), field goals (77), and longest FG (60 yards vs. Clemson, 1984)... Three-time all-SEC choice and one of only 5 kickers in NCAA history to kick over 50 FG's and have accuracy mark of 75% or better (79%)... All-state kicker at Redan (GA) High where he kicked six FG's over 50 yards... Married (Kathy).

Butler's Pro Stats


Year/Club	1-19	20-29	30-39	40-49	50+	FG's	Pct	PAT's	Pts
1986 Bears	1-1	11-14	9-12	6-8	1-6	28-41	68.3	36-37	120
1985 Bears	2-2	13-13	13-14	3-6	0-3	31-38	81.8	51-51	144
Career	3-3	24-27	22-26	9-14	1-9	59-79	74.7	87-88	264
Post-Season									
1986	0-0	1-1	0-0	1-2	0-0	2-3	67.7	1-1	7
1985	0-0	3-4	1-2	0-1	0-0	4-7	57.1	11-11	23
Career	0-0	4-5	1-2	1-3	0-0	6-10	60.0	12-12	30

Butler's Single Game Highs

Longest Field Goal: 52 at Green Bay (9/22/86)	Most FG Att: 6, at Minnesota (9/19/85) vs. Eagles (9/14/86)
Most Points: 15 at Minnesota (9/19/85)	Consecutive PAT string: 63 (1985-9/28/86)
Most Field Goals: 4, three times	Consecutive FG string: 18 (9/14-11/16/86)

The Butler Breakdown

	Home	Road	Artificial	Grass	Indoors	Outdoors
1986	12-23	15-18	20-30	8-11	5-5	23-36
1985	10-13	21-25	24-31	7-7	7-11	24-27
Career	23-36 (63.9)	36-43 (83.7)	44-61 (72.1)	15-18 (83.3)	12-16 (75.0)	47-63 (74.6)



JIM COVERT 74

Offensive Tackle Pittsburgh 5th Year

Ht: 6-4 Wt: 275 Born: 3/22/60
Conway, PA

Acquisition: Selected in 1st round (6th player) of 1983 draft.

1986 SEASON: Cornerstone of offensive line, starting all 16 games at left tackle... Selected to 2nd consecutive Pro Bowl appearance as starter... Earned all-NFL honors from AP, PFWA, TSN, and UPI... Chosen Miller Lite/NFL Offensive Lineman of Year... Suffered hyperextended left elbow at Houston (10/12) and was forced to leave game in 3rd quarter following week at Minnesota... Consistent performer all season despite playing with hockey elbow pad remainder of season... Had off-season surgery to repair elbow. **GAMES PLAYED:** 16. **GAMES STARTED:** 16.
26/CHICAGO

Covert, continued...

PRO CAREER: Consensus all-pro choice following '85 season in which he made first Pro Bowl appearance... Started 15 games in '85 missing game vs. Redskins (9/29/85) due to lower back spasms... Has served as offensive captain since 1984... Started in 63 of 64 regular season games and all 6 post-season games since joining Bears... Consensus all-rookie selection in '83 (Football Digest, PFW, UPI)... Walter Payton says Covert is "best offensive tackle in the NFL."

COLLEGIATE, PERSONAL: Lombardi Trophy semi-finalist and two-time All America at Pittsburgh... Allowed 3 total sacks as sophomore and junior and none as senior... Redshirted in '79... Played in Senior and Hula bowls... Teammate of Dolphins QB Dan Marino and stood up in his wedding in January '85... Three-year letterman and captain of both football and wrestling teams as prep at Freedom (PA) High... English major who lists Twain, Melville, Hemingway and Malamud among favorite authors... Donated \$25,000 to Brian Piccolo Cancer Fund after winning NFL Miller Lite Offensive Lineman of the Year award following '86 season... United Way Spokesman also involved in FCA, March of Dimes and Boys Clubs of America... Piccolo award winner as rookie... Married (Penny)... One son (Casey)... Given name James Paul Covert... Resides in Lake Forest, IL.


Covert's Pro Stats

Games/Starts: 63/63 - 1983 (16/16); 1984 (16/16); **Post-Season:** 6/6 - 1984 (2/2); 1985 (3/3); 1985 (15/15); 1986 (16/16) 1986 (1/1)

RICHARD DENT 95

Defensive End Tennessee State 5th Year

Ht: 6-5 Wt: 265 Born: 12/13/60
Atlanta, GA



Acquisition: Selected in 8th round (203rd player) of 1983 draft.

1986 SEASON: Team's top pass rusher, leading Bears in sacks for 3rd consecutive year with 11.5... Started 14 games, substituting vs. Eagles (9/14) and missing game vs. Vikings (10/5) with sore back... Had four games with 2 sacks - at Green Bay (9/22), at Tampa (11/9), vs. Packers (11/23) and at Dallas (12/21)... Earned game ball at Green Bay when he caused fumble and had four tackles in addition to sacks... Involved in career-high 9 tackles at Atlanta (11/16)... 7 tackles, forced fumble and 2 sacks earned game ball at Tampa; 5 tackles, 2 deflected passes and 2 sacks earned game ball vs. Packers (11/23)... 75 of his sacks came in last 7 games of season... **GAMES PLAYED:** 15. **GAMES STARTED:** 14.

PRO CAREER: Led NFL with 17 sacks in '85 while earning AP and PFWA first-team all-NFL honors; also all-NFC by UPI, Football News... Named MVP of Super Bowl XX after 1.5 sacks, 2 forced fumbles and 3 tackles... Had 4.5 sacks and 8.5 tackles in playoff wins over Giants and Rams... Also had only 2 interceptions of career in '85, returning 1-yarder for TD at Dallas (11/17/85)... Selected to Pro Bowl following '85 and '84 campaigns... Started final 10 games of '84 and finished as NFC sack leader with 17.5... Had 3 sacks in first Pro Bowl appearance... Honored as NFC defensive player of week following 4.5 sacks, 7 tackles and 1 fumble recovery vs. Raiders (11/4/84)... His 17.5 sacks is club record for season... UPI all-NFC in '84; 2nd team AP all-NFL... Had 3 sacks in playoff win at Washington (12/30/84)... Awarded game ball vs. San Francisco (11/27/83) after 2 tackles and sack in reserve role.


COLLEGIATE, PERSONAL: Set Tennessee State record with 39 career sacks... College stats: 158 total tackles, 72 solos, 6 fumble recoveries... Weighed just 235 as senior, but Bears' personnel chief Bill Tobin regarded him as "best pure pass rusher" he had seen in '83 crop... Underwent dental work after being drafted by Bears which improved eating habits and ultimately helped him gain weight... All-State at Atlanta's Murphy High... Hobbies include racquetball, tennis, swimming, horseback riding... Commercial arts major... Given name is Richard Lamar Dent.

DAVE DUERSON

22

Safety Notre Dame 5th Year

Ht: 6-1 Wt: 210 Born: 11/28/60
Muncie, IN



Acquisition: Selected in 3rd round (64th player) of 1983 draft.

1986 SEASON: Voted to play in second consecutive Pro Bowl as starting strong safety. . . Selected all-pro by PFWA, TSN, PFW and UPI (NFC) . . . Averaged 23.2 yds. on 6 thefts. . . Finished 2nd on team in interceptions (6), 4th in tackles (109), 2nd in passes defended (12) and 5th in sacks (7). . . 7 sacks led NFL DB's. . . Earned game ball following 12-tackle, 1 interception, 1 sack and 1 pass defended and forced fumble vs. Eagles (9/14). . . Had 4 interceptions, 6 passes defended and 3 sacks in first five games of season. . . Had interception in 4 straight games (Weeks 2-5). . . Registered 10 tackles in playoff loss to Redskins and in season finale at Dallas (12/21). . . Moved to free safety in "nickel" situations.

GAMES PLAYED: 16. **GAMES STARTED:** 16.

PRO CAREER: Chosen as Pro Bowler in first full season as starter in 1985 after leading NFC strong safeties with 5 interceptions. . . Replaced Todd Bell, a Pro Bowl selection in '84 and holdout in '85, as starter. . . Started 15 games, missing game vs. Redskins (9/29/85) with pulled groin. . . Finished 5th on team in tackles in '85 with 64. . . Interception and forced fumble led to 10 second half points in 27-19 win at Tampa Bay (10/6/85). . . Served as team's nickel back in '84 and led special teams with 11 tackles. . . Special teams play earned him game balls at Green Bay (9/16/84) and vs. Raiders (11/4/84). . . Made first career interception vs. Packers (12/9/84). . . Played most of playoff game vs. 49ers (1/6/85) after injury to Les Frazier and recorded 5 tackles. . . Started 6 of final 7 games in '83 at free safety after injury to Fencik. . . 12 tackles at Green Bay (12/4/83) matches career best.

COLLEGIATE, PERSONAL: Four-year starter and two time all-American at Notre Dame, setting school record with 256 career interception return yards on 12 thefts. . . Handled punt returns at ND, setting school mark with 103 for second best yardage total (869). . . Captain and MVP in '82. . . Roommate of Tom Thayer as sophomore. . . All-America at Muncie (IN) Northside High. . . Plays all brass instruments. . . Interested in politics; touring 38 countries with US Ambassador Band in '75 and working in Indiana Senator Richard Lugar's Washington D.C. office in '82. . . Formed Damco Corporation in '83, a drug and alcohol awareness camp for youngsters. . . Plans to enroll in law school. . . Married (Alicia). . . Two sons (Chase Anthony and Tregg Russell). . . Given name is David Russell Duerson.

Duerson's Pro Stats


Year/Club	Interceptions				Tkls/ Solo	Fum	Force	Pass	Blk	Sack/ Yds	Games/ Starts
	No	Yds	LG	TD		Rec	Fum	Def	Kick		
1986 Bears	6	139	38	0	109/61	2	0	12	0	7/57	16/16
1985 Bears	5	58	25	0	64/55	2	2	8	0	2/24	15/15
1984 Bears	1	9	9	0	32/28	0	0	4	0	3/27	16/0
1983 Bears	0	0	0	0	49/41	0	1	4	0	0/0	16/6
Career	12	206	38	0	254/185	4	3	28	0	12/108	63/37
Post-Season											
1986	0	0	0	0	10/6	0	0	0	0	0/0	1/1
1985	0	0	0	0	12/12	0	0	1	0	0/0	3/3
1984	0	0	0	0	11/8	0	0	0	0	0/0	2/0
Career	0	0	0	0	33/26	0	0	1	0	0/0	6/4

Also 5 KOR's for 95 yards in '84; 3 for 66 in '83 — 6 PR's for 47 yards in '85; 1 for 4 yards in '84

Duerson's Single Game Highs

Most Tackles: 12, at Green Bay
(12/4/83) vs. Eagles (9/14/86)
Most Solos: 11 at Green Bay (12/4/83)
Most Interceptions: 1, twelve times
Longest Interception Return: 38 vs. Lions
(10/26/86)

Most Deflections: 4 vs. Vikings (10/5/86)
Most Sacks: 2 vs. Vikings (10/5/86)
Longest Kickoff Return: 26 vs. Cowboys
(9/30/84)



GARY FENCIK 45

Safety	Yale	12th Year
Ht: 6-1	Wt: 193	Born: 6/11/54 Chicago, IL

Acquisition: Signed as Free Agent, 9/15/76.

1986 SEASON: Turned in third consecutive season without missing a start, and fifth complete season in last six years. . . Surpassed Richie Petitbon as team's all-time interception leader after snagging 38th career theft vs. Buccaneers (12/7). . . Also established Bear mark for takeaways in career - now has 50 after 4 in '86 to surpass Dick Butkus' mark of 47 (interceptions and fumble recoveries). . . Defensive co-captain with Singletary. . . Besides interception vs. Bucs, also had thefts vs. Rams (11/3) and at Cincinnati (9/28). . . Involved in 130 tackles to lead team. . . 2nd on Bears with 67 solo stops; tied for 3rd on team with 10 passes defended. . . Had 14-tackle performance vs. Rams (11/3); 12 stops vs. Browns (9/7) and at Houston (10/12); 11 tackles in playoff game vs. Redskins (1/3). . . Recorded 4th career sack at Detroit (12/15). . . Relinquished position in nickel defenses last five games of regular season (starting 11/23). **GAMES PLAYED:** 16. **GAMES STARTED:** 16.

PRO CAREER: 1,110 career tackles is best in Bear history. . . Led team in tackles (118) and was 2nd in interceptions (5) in '85 leading to all-NFL 2nd team honors by AP, and 1st team all-NFC honors by Football News. . . Paced team in post-season with 13 solo tackles and 4 assists. . . Had 11 solos, 3 passes defended and interception at Green Bay (11/3/85). . . Pro Bowl selectee following '81 and '82 seasons. . . Has intercepted two passes in five games in career including three during '84 campaign. . . 12 career thefts vs. Bucs. . . Two thefts in playoff loss at S.F. (1/6/85). . . Missed 8 games in '83 due to groin injury. . . PFW all-NFL in '82. . . AP, TSN, all-NFL, UPI all-NFC in '81. . . Only NFL TD came on 69-yard interception return vs. Broncos (12/20/81). . . Career-high 6 interceptions in '79 earned all-pro recognition by several news services. . . Has earned 8 game balls in career. . . First career interception off Joe Namath. . . Claimed by Bears after being waived by Dolphins in '76 training camp; was Miami's 10th round draft choice.

COLLEGIATE PERSONAL: Played wide receiver at Yale and left school with record 82 receptions for 1,435 yards and 7 TD's. . . All-Ivy League selection in '75 with 42 catches for 729 yards, 3 TD's, including 99-yarder vs. Princeton. . . Best collegiate outing was 11 receptions, 187 yards vs. Harvard in '74. . . Grew up in suburban Barrington, IL, where father is currently assistant principal of Barrington H.S. . . . Captained football and basketball prep teams. . . Has spent last two off-seasons traveling throughout world. . . BA degree in history; received masters in business in '86 from Northwestern. . . Member State of Illinois Banking Board. . . Part owner of Chicago restaurant, "Hunt Club," opened in spring of '85. . . Involved in YMCA and and Brian Piccolo Cancer Research. . . Resides in Chicago. . . Given name John Gary Fencik.

Year/Club	Interceptions				Fencik's Pro Stats							Games/ Starts
	No	Yds	LG	TD	Tkls/ Solo	Fum Rec	Force Fum	Pass Def	Blk Kick	Sack/ Yds		
1986 Bears	3	37	24	0	130/67	1	1	10	0	1/11	16/16	
1985 Bears	5	38	22	0	118/98	1	0	15	0	0/0	16/16	
1984 Bears	5	102	61	0	103/82	1	0	9	0	1/1	16/16	
1983 Bears	2	34	20	0	36/25	1	1	5	0	0/0	8/7	
1982 Bears	2	2	2	0	82/52	0	0	5	0	0/0	9/9	
1981 Bears	6	121	69	1	135/112	1	2	17	0	1/9	16/16	
1980 Bears	1	8	8	0	125/95	3	0	8	0	1/0	15/15	
1979 Bears	6	31	17	0	103/73	1	0	9	0	0/0	14/14	
1978 Bears	4	77	59	0	130/95	2	2	10	0	0/0	16/16	
1977 Bears	4	33	23	0	133/93	0	1	7	0	0/0	14/14	
1976 Bears	0	0	0	0	15/9	1	0	0	0	0/0	13/0	
Career	38	483	69	1	1110/801	12	7	95	0	4/21	153/139	
Post-Season												
1986	0	0	0	0	11/4	0	0	0	0	0/0	1/1	
1985	0	0	0	0	17/13	0	1	0	0	1/5	3/3	
1984	2	5	5	0	11/9	1	0	2	0	0/0	2/2	
1979	0	0	0	0	3/3	0	0	0	0	0/0	1/1	
1977	0	0	0	0	7/6	1	0	0	0	0/0	1/1	
Career	2	5	5	0	49/35	2	1	2	0	1/5	8/8	

Fencik's Single Game Highs

Most Tackles: 17 at St. Louis (9/25/77);

vs. Redskins (9/29/85)

Most Solos: 12 at St. Louis (9/25/77);

vs. Redskins (9/29/85)

Most Interceptions: 2, five times;

(last 11/4/84 vs. Los Angeles Raiders)

Long Interception: 69t vs. Denver (12/20/81)

Most Deflections: 4 vs. Los Angeles Raiders
(11/4/84)

DOUG FLUTIE 2

Quarterback Boston College 2nd Year

Ht: 5-10

Wt: 175

Born: 10/23/62

Manchester, MD

Acquisition: Trade from Los Angeles Rams along with 4th round draft choice in 1987 in exchange for 3rd and 6th round choices in 1987.

Trade made 10/14/86.



1986 SEASON: Signed by Bears on October 21 and was activated on November 4. . . Started final game of season at Dallas (12/21) and completed 8 of 14 passes for 152 yards, 2 TD, 1 int. . . Also started playoff loss to Redskins (1/3/86) in 11 of 31 for 134 yards, 1 TD, 2 int. effort. . . Finished season with highest quarterback rating on team (80.1) and second in TD passes (3). . . Played in reserve roles at Tampa Bay (11/9), vs. Bucs (12/7) and at Detroit (12/15) where he relieved an injured Tomczak in first series and completed 13 of 24 for 130 in 16-13 win. . . First NFL completion was 52-yard pass to Gault; next play was 27-yard TD strike to Payton in 48-14 romp over Bucs. **GAMES PLAYED:** 4. **GAMES STARTED:** 1.

Flutie, continued...

PRO CAREER: Played for USFL's New Jersey Generals in 1985 and completed 134 of 281 passes for 2,109 yards, 13 TD's, 14 ints. . . Broke collar bone in 9th week of season and did not see action remainder of season. . . Also rushed for 460 yards and 6 TD's. . . Passed for 4 TD's and 191 yards in Week 2 vs. Orlando. . . Rushed for 97 yards and 3 TD's vs. Los Angeles. . . Joined Generals as territorial selection in '85. . . Selected in 11th round by the Los Angeles Rams in '85 NFL draft.

COLLEGIATE, PERSONAL: 1984 Heisman Trophy winner after setting record as all-time NCAA passing leader with 10,579 yards. . . Consensus all-America selection as senior, UPI and Kodak "Player of the Year". . . Completed 233 of 386 passes for 3,454 yards, 27 TD's and 11 ints. as senior. . . High-lite of '84 campaign was 34 of 46 for 472 yards and 3 TD performance vs. Miami including 48-yard TD strike to Gerald Phelan as time expired to defeat Hurricanes 47-45. . . Passed for 2,749 yards and completed 51.3% of passes as junior; 2,749 yards and 46.6% as sophomore. . . BC passing records include pass attempts, career (1,271), pass attempts, season (386), completions, career (677), completions, season (233), passing yards, career (10,579), passing yards, season (3,454), TD passes, career (67), TD passes, season (27). . . Led Eagles to 32-14-1 record and trips to Tangerine ('82), Liberty ('83) and Cotton ('84) bowls during career. . . All-league in football, basketball and baseball at Natick (MA) H.S. . . Third Heisman winner to play for Bears - QB Johnny Lujack (47 Notre Dame) played for Bears 48-51 and QB John Huarte ('64 Notre Dame) in '72. . . Brother Darren is senior WR at BC. . . Owns seafood restaurant in New York. . . Computer science and speech-communications major. . . Married (Laurie). . . Given name is Douglas Richard Flutie.

Flutie's Pro Stats

Year/Club	Passing							Rushing					Games/Starts	
	Att	Comp	Yds	Pct	LG	TD	Int	Rating	No	Yds	Avg	LG		TD
1986 Bears	46	23	361	50.0	58	3	2	80.1	9	36	4.0	19	1	4/1
Career	46	23	361	50.0	58	3	2	80.1	9	36	4.0	19	1	4/1
Post-Season														
1986	31	11	134	35.5	50	1	2	33.3	2	12	6.0	11	0	1/1
Totals	31	11	134	35.5	50	1	2	33.3	2	12	6.0	11	0	1/1

Flutie's Single Game Highs

Most Pass Attempts: 24 (13 comp.) at Detroit (12/15/86)	Completion Pct: .571 (8 of 14) at Dallas (12/21/86)
Most Pass Completions: 13 (24 att.) at Detroit (12/15/86)	Long Pass: 58 yards at Dallas (12/21/86)
Most Yards, Passing: 152 (8 of 14) at Dallas (12/21/86)	Most Interceptions: 1 (twice) at Detroit (12/15/86) and at Dallas (12/21/86)
Most TD Passes: 2 at Dallas (12/21/86)	Most Yards, Rushing: 19 (1 att.) at Dallas (12/21/86)

BEAR ALMA MATERS

(Based on the all-time roster 1920-86)

Illinois 42	Michigan State . . . 15	Michigan 9	Minnesota 7
Notre Dame . . . 37	Stanford 12	Alabama 8	Missouri 7
Northwestern . . 22	USC 11	Kentucky 8	Oregon State . . . 7
Ohio State . . . 20	Indiana 10	Oregon 8	Penn State 7
Iowa 18	Tennessee 10	UCLA 8	SMU 7
Purdue 18	Arkansas 9	Colorado 7	Tennessee State . 7
Wisconsin . . . 18	Florida 9	Houston 7	Tulsa 7
Nebraska 16	Marquette 9	Louisiana State . . 7	Wake Forest . . . 7

LESLIE FRAZIER

21



Cornerback Alcorn State 6th Year

Ht: 6-0 Wt: 187 Born: 4/3/59
Columbus, MS

Acquisition: Signed as free agent, 7/18/81.

1986 SEASON: Placed on the physically unable to perform list, 8/18/86. . . Injured left knee in Super Bowl XX which required extensive ligament repair. . . Surgery performed 2/3/86.

PRO CAREER: Had best pro season in '85, leading team with 6 interceptions while starting all 19 games . . . Contributed to season-opening win over Bucs (9/8/85) with TD return off interception in 3rd quarter to ignite 38-28 win . . . 22 passes defended were 2nd on team in '85. . . Picked off Dieter Brock pass in 24-0 win over Rams in NFC title game (1/2/86). . . Had 5 interceptions in first 10 games of '84 season before damaging nerve in right foot vs. Raiders (11/4/84). . . Returned for season finale and playoffs. . . 2 interceptions and 4 tackles earned game ball vs. Broncos (9/9/84). . . 5 thefts in '84 tied Fencik for team lead. . . 7 interceptions in '83 tied him (w/8 others) for 3rd in NFL, most on Bears. . . Also had 2 interceptions and 7 tackles at Green Bay (12/4/83). . . Team leader with 21 passes defended in '83. . . Started 6 of 9 games in '82 and led team with 12 passes defended. . . One of four rookie DB's to make team in '81.

COLLEGIATE, PERSONAL: Three-year letterman and twice all-league at Alcorn State. . . College teammate of Eagles' Roynell Young, a 1st-round draftee who played other corner spot at Alcorn. . . Kodak all-America who played in Sheridan all-star game as senior. . . MVP on Alcorn's baseball team in '81 on which he lettered two years. . . Prepped at Columbus (MS) High. . . Hobbies include music, basketball and ping-pong. . . Bible is favorite book. . . BA degree in business administration. . . Involved in Fellowship of Christian Athletes and anti-drug programs. . . Married (Gale). . . One son (Kieron). . . Given name Leslie Antonio Frazier.

Year/Club	Interceptions				Frazier's Pro Stats									
	No	Yds	LG	TD	Tkls/ Solo	Fum Rec	Force Fum	Pass Def	Blk Kick	Sack/ Yds	Games/ Starts			
1986 Bears	DNP - Knee Injury													
1985 Bears	6	119	33	1	52/45	0	0	22	0	0/0	16/16			
1984 Bears	5	89	33	0	30/24	0	1	5	0	0/0	11/11			
1983 Bears	7	135	56	1	60/52	1	0	21	0	0/0	16/16			
1982 Bears	2	0	0	0	31/28	1	1	12	0	1/7	9/6			
1981 Bears	0	0	0	0	2/2	0	0	0	0	0/0	12/0			
Career	20	343	56	2	175/151	2	2	60	0	1/7	64/49			
Post-Season														
1985	1	-3	-3	0	5/5	0	0	3	0	0/0	3/0			
1984	0	0	0	0	3/2	0	1	0	0	0/0	2/2			
Career	1	-3	-3	0	8/7	0	1	3	0	0/0	5/2			

Frazier's Single Game Highs

Most Tackles: 8 at Minnesota (11/28/82);
at New Orleans (9/18/83)

Most Solos: 8 at Minnesota (11/28/82)

Most Interceptions: 2 at Green Bay (12/4/83)
75 yds.; vs. Broncos (9/9/84) 42 yds.

Long Interception: 56 at Green Bay (12/4/83)

Most Deflections: 4 at New Orleans (9/18/83)



STEVE FULLER 4

Quarterback Clemson 9th Year

Ht: 6-4 Wt: 195 Born: 1/5/57
Enid, OK

Acquisition: From Los Angeles Rams in exchange for an 11th round choice in '84 and 6th round choice in '85.

1986 SEASON: One of four quarterbacks to start for Bears during season. . . Started at Minnesota (10/19) and vs. Rams (11/3). . . Completed 13 of 22 for 181 yards and TD against Vikes - all season-highs. . . Best outing was 8 of 14 for 109-yard effort in relief role at Green Bay (9/22), bringing team from 12-10 deficit to 25-12 win. . . 42-yard TD strike to Ortego against Packers proved to be key play in game. . . Threw just 2 passes in last 7 games. . . Longest pass play was 50-yard TD strike to Gault in loss at Minnesota. . . Also is holder for placekicks. **GAMES PLAYED:** 16. **GAMES STARTED:** 2.

PRO CAREER: Started 5 games and appeared in 10 as quarterback in '85. . . Led team to 44-0 win at Dallas (11/17/85), earning game ball in 9 of 24 for 164 yards and 1 rushing TD performance. . . Scored 5 TD's rushing in '85. . . Guided Bears to NFC Championship game in '84 after McMahon suffered season ending injury. . . Started 4 regular season games and both playoff games. . . Rated as NFL's top quarterback in four game stretch of regular season starts. . . Completed 21 of 27 for 240 yards in first start at Rams (11/11/84). . . Threw for 211 yards and 2 TD's on 9 of 15 passing in playoff win over Redskins (12/30/84). . . Missed first 4 games of '84 with shoulder separation suffered in pre-season opener; also separated shoulder at San Diego (12/3/84) and missed final two regular season games. . . Did not throw pass for Rams in '83 after being obtained in trade with Chiefs for CB Lucius Smith and Rams 5th round choice in '85 (8/20/83 transaction). . . Shared QB duties with Bill Kenney at K.C. in '81 and '82. . . Started 3 games in '82 and threw for 665 yards, completing 49 of 93 passes and 3 TD's. . . Best outing at Pittsburgh, where he completed 18 of 31 for 249 yards for team's best output. . . Had 7 career 200-yard passing games before joining Bears. . . Finished as AFC's 4th rated passer in '80, throwing for 2,250 yards and 10 TD's. . . Chiefs second choice in 1st round of '79 draft.

COLLEGIATE, PERSONAL: ACC Player of Year in '77 and '78. . . Clemson stats: 287 of 554 for 4,359 yards, 22 TD's, 21 ints. . . Led Tigers to 11-1 record and Gator Bowl win over Ohio State as senior. . . Finished 6th in Heisman Trophy balloting. . . Set Clemson records for career passing yardage and single-season yardage (1,655 as junior). . . Rhodes Scholarship candidate. . . History major. . . Attended Spartanburg H.S. (SC) and graduated valedictorian. . . Offered scholarships in four different sports: golf, tennis, baseball and football. . . Given name Stephen Ray Fuller. . . Married (Anna). . . One son (Stephen).

Fuller's Pro Stats


Year/Club	Passing									Rushing				
	Att	Comp	Yds	Pct	LG	TD	int	Rating	No	Yds	Avg	LG	TD	Games/Starts
1986 Bears	64	34	451	53.1	50	2	4	60.1	8	30	3.8	10	0	16/2
1985 Bears	107	53	777	49.5	69	1	5	57.0	24	77	3.2	19	5	16/5
1984 Bears	78	53	595	67.9	30	3	0	103.6	15	89	5.9	26	1	6/4
1983 Rams	0	0	0	0.0	0	0	0	0.0	0	0	0.0	0	0	0/0
1982 Chiefs	93	49	665	52.7	51	3	2	77.2	10	56	5.6	12	0	9/3
1981 Chiefs	134	77	934	57.5	53	3	4	88.1	19	118	6.2	27	0	13/3
1980 Chiefs	320	193	2,250	60.3	77	10	12	91.6	60	274	4.5	38	4	14/13
1979 Chiefs	270	146	1,484	54.1	40	6	14	86.4	50	264	5.3	49	1	16/12
Career	1,066	605	7,156	56.8	77	28	41	72.4	186	808	4.3	49	11	90/42
Post-Season														
1985	4	0	0	0.0	0	0	0	0.0	1	1	1.0	1	0	1/0
1984	37	22	298	59.5	75	2	1	91.9	8	44	5.5	23	0	2/2
Career	41	22	298	53.7	75	2	1	83.5	9	45	5.0	23	0	3/2

WILLIE GAULT

83

Wide Receiver Tennessee 5th Year

Ht: 6-0 Wt: 180 Born: 9/5/60
Griffin, GA



Acquisition: Selected in 1st round (second choice, 18th player) of 1983 draft.

1986 SEASON: Finished with career high in receptions (42) while becoming first WR to lead team in receptions since James Scott had 50 catches in 1977. . . Caught 11 passes of 30+ yards . . . 818 yards receiving represented team high in '86 and second best of career. . . Career-high in both catches and yards at Cincinnati (9/28) in 7 rec, 174-yard performance that included 53-yard TD grab from McMahon and game ball . . . Also rushed 8 times for 79 yards including 33-yard run vs. Eagles (9/14) . . . Led team with 5 TD catches . . . Started every game and caught pass in every game . . . 116-yard receiving day on 4 catches, 1 TD at Tampa Bay (11/9) . . . Caught 5 passes for 82 yards and team's only TD (50 yards from Flutie) vs. Redskins in playoffs. **GAMES PLAYED: 16. GAMES STARTED: 16.**

PRO CAREER: Has started 34 consecutive games and caught at least one pass in last 22 regular season games. . . Led team in receiving yards and TD catches in '83, '84, and '86. . . Has 7 100-yard receiving games in career. . . Had 8 catches for 40+ yards in '85. . . Best '85 outing was 6 catches for 146 yards at Minnesota (9/19/85) which included only TD of season on 70-yard strike from McMahon . . . Primary kick-off return man in '85 when he averaged 26.2 yards - 2nd in NFL. . . 99-yard KOR vs. Redskins (9/29/85) was the longest in NFL in '85 and ignited 31-point 2nd quarter that turned 10-0 deficit into 45-10 win. . . 4 catches for 129 yards in Super Bowl XX. . . All-rookie choice in '83 by UPI, PFW and PFWA after catching 40 passes - most by Bear rookie since Harlon Hill caught 45 in '54. . . Became 7th player in team history to catch 3 TD's in one game (at N.O. 9/18/83) . . . Only Bear since 1970 (Dick Gordon 11/15-22) to have 2 consecutive 100-yard games (9-11-9/18/83).

COLLEGIATE, PERSONAL: Had 50 catches for 668 yards and 4 TD's as senior while leading SEC with 23.9 KOR average. . . 5 KOR's for TD in Volunteer career set SEC mark, only one shy of NCAA record by Anthony Davis of USC. . . 13.6 in 110-meter high hurdles was second best in world in '82. . . '83 indoor champion in 60-yard dash and high hurdles. . . Made '80 Olympic team as sprinter. . . Finished 3rd in 110 meter hurdles in 1983 World Championships in Helsinki. . . Ran second leg of world record 400 meter relay. . . Still may pursue track competition in off-season. . . Performed in a benefit ballet for Better Boys Foundation in Chicago during off-season. . . Involved in "Say No to Drugs" campaign. . . Worked out with U.S. Bobsled team during off-season. . . Married (Dainnese). . . One daughter (Shakri) . . . Prepped at Griffin (GA) High where team won state track meet 3 of 4 years. . . Marketing major.

Gault's Pro Stats

Year/Club	Receiving					Rushing					Kickoff Returns				Games/Starts
	No	Yds	Avg	LG	TD	No	Yds	Avg	LG	TD	No	Yds	Avg	TD	
1986 Bears	42	818	19.5	53	5	8	79	9.9	33	0	1	20	20.0	0	16/16
1985 Bears	33	704	21.3	70	1	5	18	3.6	11	0	22	577	26.2	1	16/16
1984 Bears	34	587	17.3	61	6	0	0	0.0	0	0	1	12	12.0	0	16/15
1983 Bears	40	836	20.9	87	8	4	31	7.8	22	0	13	276	21.2	1	16/13
Career	149	2,945	19.8	87	20	17	128	7.5	33	0	37	885	23.9	2	64/60


Also in '83, 9 PR's for 61 yards

Post-Season

1986	5	82	16.4	50	1	0	0	0.0	0	0	0	0	0.0	0	1/1
1985	11	253	23.0	60	1	0	0	0.0	0	0	5	70	14.0	0	3/3
1984	1	75	75.0	75	1	0	0	0.0	0	0	4	92	23.0	0	2/2
Career	17	410	24.1	75	3	0	0	0.0	0	0	9	162	18.0	0	6/6

Gault's Single Game Highs

Most Catches: 7 at Cincinnati (9/28/86)	Long KOR: 99 vs. Redskins (9/29/85)
Most Yards, Receiving: 174 at Cincinnati (9/28/86)	Most Rushes: 2 (twice) vs. Eagles (9/14/86) and at Houston (10/12/86)
Long Catch: 87 at Green Bay (12/4/83) from McMahon	Most Yards, Rushing: 48 vs. Eagles (9/14/86)
Most KOR's: 3 (twice) at Minnesota (9/19/85) and at Detroit (12/22/85)	Long Rush: 33 vs. Eagles (9/14/86)
Most Yards, KOR: 115 vs. Redskins (9/29/85)	Combined Yards: 223 at Minnesota (9/19/85); 146 rec., 77 KOR

**SHAUN GAYLE 23**

Safety	Ohio State	4th Year
Ht: 5-11	Wt: 193	Born: 3/8/62 Hampton, VA

Acquisition: Selected in 10th round (271st player) of 1984 draft after Bears gained rights from Cleveland Browns as part of trade for supplement picks.

1986 SEASON: Served as club's special teams captain and "nickel" back . . . Back-up to Gary Fencik at free safety, but also has experience at all other DB spots . . . Appeared in all 16 games and made only interception vs. Steelers (11/30) . . . Involved in 4 tackles vs. Bucs (12/7) and had 2 solos vs. Rams (11/3) . . . Blocked punt vs. Packers (11/23) which was recovered by Gentry in end zone to lead to 12-10 win . . . Had 11 tackles on kicking units to rank 4th on team. **GAMES PLAYED:** 16. **GAMES STARTED:** 0.

PRO CAREER: Moved from cornerback to safety in '85 training camp . . . "Nickel" back in '85 and key special teamer . . . Game ball after blocking punt in season opener vs. Bucs (9/8/85) . . . Scored Bears first TD vs. Giants in playoffs (1/5/86) on 5-yard return after whiffed punt . . . Started 6 games at cornerback as rookie in '84 after injuries to Richardson and Frazier . . . Made first pro interception in first pro start in St. Louis (10/14/84) . . . Also had 4 tackles and blocked kick vs. Cards . . . Broke right ankle vs. Packers (12/9/84) and was placed on IR for final week of season and playoffs . . . Has 3 blocked kicks in career.

COLLEGIATE, PERSONAL: Three-year starter for Ohio State . . . Paced Buckeye secondary in tackles (74), passes defended (8) and forced fumbles (3) as senior . . . Had 60 tackles as junior including 2 for lost yardage . . . Also led team with 11 passes defended as junior . . . Had 4 interceptions in OSU career . . . All-state, all-America at Bethel (VA) High as RB/DB . . . Brother Jimmy was Buckeye standout RB from 1979-83 . . . Hobbies include basketball and music . . . Father is retired Army Officer.

Gayle's Pro Stats

Year/Club	Interceptions				Tks/Solo		Fum	Force	Pass	Blk	Sack/	Games/
	No	Yds	LG	TD			Rec	Fum	Def	Kick	Yds.	Starts
1986 Bears	1	13	13	0	14/9		1	1	2	1	0/0	16/0
1985 Bears	0	0	0	0	18/16		1	0	0	1	0/0	16/0
1984 Bears	1	-1	-1	0	19/14		0	0	7	1	0/0	15/6
Career	2	12	13	0	51/39		2	1	9	3	0/0	47/6
Post-Season												
1986	0	0	0	0	0/0		0	0	0	0	0/0	1/0
1985	0	0	0	0	2/2		0	1	2	0	0/0	3/0
Career	0	0	0	0	2/2		0	1	2	0	0/0	4/0

Gayle's Single Game Highs

Most Tackles: 5 at Los Angeles Rams (11/11/84)	Most Interceptions: 1, (twice) at St. Louis (10/14/84) and vs. Steelers (11/30/86)
Most Solos: 4 (twice) at St. Louis (10/4/84); at Dallas (11/17/85)	Long Interception: 13 vs. Steelers (11/30/86)
	Most Deflections: 3 at St. Louis (10/14/84)

DENNIS GENTRY

29

Wide Receiver/
Kickoff Returner


Baylor

6th Year

Ht: 5-8

Wt: 180

Born: 2/10/59
Lubbock, TX



Acquisition: Selected in 4th round (89th player) of 1982 draft.

1986 SEASON: Led NFL in kickoff returns with 28.8 yard average on 20 returns-first Bear since Payton in '75 to lead NFL... Had 91-yard KOR for TD in season opener (9/7) vs. Browns to earn game ball... Returned three kicks for 127 yards in playoff loss to Redskins including returns of 60 and 48 yards... Had 84-yard return vs. Rams (11/3)... Started two games at WR vs. Eagles (9/14) and at Green Bay (9/22) after injury sidelined Ken Margerum... Suffered ankle sprain at Green Bay and missed following game at Cincinnati (9/28)... Caught 3 passes for 59 yards vs. Packers (11/23) in best receiving outing of season... Rushed for 103 yards on 11 carries in season including 29-yard run vs. Bucs (12/7)... Also recovered blocked punt in endzone vs. Packers for Bears only TD in game... Tied with Gault for 2nd on team in total yards with 917 (rush, receiving and returns). **GAMES PLAYED: 15. GAMES STARTED: 2.**

PRO CAREER: Averaged 25.9 yards on KOR's in '85 contributing to Bears league-leading KOR unit... Earned game ball at Detroit (12/22/85) after returning kickoff 94 yards for TD... Returned punt off reverse 47 yards vs. Packers (10/21/85)... WGN/Frito Lay "Unsung Hero of the Year" for Bears as voted on by Bears' announcers... Had 41-yard catch in playoff game vs. Giants... Two catches for 41 yards in Super Bowl XX... Career-high 37 yards on 4 carries at Detroit (12/16/84)... Led team in KOR average in '84 with 19.0 per return... Led club with 18 special teams tackles in '83.

COLLEGIATE, PERSONAL: 2nd leading rusher in Baylor history behind Walter Ambercrombie (Steelers) with 2,213 yards on 414 rushes and 14 TD's... Three-year starter after being red-shirted in '78... Played in Senior Bowl... Has degree in physical education... All-South Plainses at Lubbock (TX) Dunbar High... Given name is Dennis Louis Gentry.

Gentry's Pro Stats

Year/Club	Rushing					Receiving					Kickoff Returns					Games/Starts
	No	Yds	Avg	LG	TD	No	Yds	Avg	LG	TD	No	Yds	Avg	LG	TD	
1986 Bears	11	103	9.4	29	1	19	238	12.5	41	0	20	576	28.8	91	1	15/2
1985 Bears	30	160	5.3	21	2	5	77	15.4	30	0	18	466	25.9	94	1	16/0
1984 Bears	21	79	3.8	22	1	4	29	7.3	13	0	11	209	19.0	33	0	16/0
1983 Bears	16	65	4.1	17	0	2	8	4.0	6	0	7	130	18.6	28	0	15/0
1982 Bears	3	25	8.3	9	0	1	9	9.0	9	0	9	161	17.9	23	0	9/0
Career	81	432	5.3	29	4	31	361	11.6	41	0	65	1,542	23.7	94	2	71/2

also 15 PR's for 77 yds. in '82

Post-Season

1986	0	0	0.0	0	0	0	0	0.0	0	0	3	49	16.3	18	0	1/0
1985	6	23	3.8	8	0	3	82	27.3	41	0	1	22	22.0	11	0	3/0
1984	0	0	0.0	0	0	0	0	0.0	0	0	3	127	42.3	60	0	2/0
Career	6	23	3.8	8	0	3	82	27.3	41	0	7	198	28.3	60	0	6/0

Gentry's Single Game Highs

Most Catches: 3, three times in '86	Most Yards, Rushing: 38 at Baltimore (9/25/83)
Most Yards, Receiving: 59 vs. Packers (11/23/86)	Long Rush: 29 vs. Bucs (12/7/86)
Long Catch: 41 vs. Packers: (11/23/86)	Most KOR's: 4, three times.
Most Rushes: 8 at Baltimore (9/25/83)	Most KOR Yards: 110 vs. Rams (11/3/86)
	Long KOR: 94 at Detroit (12/22/85)



DAN HAMPTON

99

Defensive End Arkansas 9th Year

Ht: 6-5 Wt: 270 Born: 1/19/57
Oklahoma City, OK

Acquisition: Selected in 1st round (4th player) of 1979 draft.

1986 SEASON: 1st-team all-NFL by NEA, 1st-team all-NFC by UPI; 2nd-team all-NFL by AP after another productive season... Team's second leading sacker with 9.5... Also knocked down 2 passes, recovered 2 fumbles and caused another... Earned game ball after 3 sacks (including safety) and 7 tackles vs. Packers (11/23)... Blocked field goal at Green Bay (9/22) to aid 25-12 win... Involved in eight tackles at Minnesota (10/19) and vs. Steelers (11/30)... Frequently double-teamed at his left end post... Plays over center in team's "Bear" defense. **GAMES PLAYED:** 16. **GAMES STARTED:** 16.

PRO CAREER: Pro Bowl participant following '80, '82, '84 and '85 campaigns... Has played both end and tackle in career and has earned Pro Bowl spot at both positions... Spent first half of '85 season at RT before moving to LE for remainder of year... Recorded sack and fumble recovery in Super Bowl XX... Missed one start in '84 at LA Rams (11/11/84) with hyperextended knee... Tied career-high 11.5 sacks in '84, 3rd on team... Started just 11 games in injury-plagued '83 season but still finished 4th on team with 5 sacks... Selected to several all-pro teams in '82 season in which PFW named him NFL's defensive MVP... Led team in sacks in '82 with 7, second in tackles with 71 while starting all 9 games at DRE... Led team in sacks (11.5) in '80... Had 2 sacks in '84 playoffs and two in '79 playoff loss to Eagles... Drafted behind LB Tom Cousineau (Browns), DT Mike Bell (Chiefs) and QB Jack Thompson (ex-Bengal) in '79 draft... Bears obtained that pick plus TE Bobby Moore from Tampa Bay for DE Wally Chambers.

COLLEGIATE, PERSONAL: Capped off great Arkansas career by earning all-America honors and SWC Defensive Player of Year as senior... Four-year letterman, three-year starter and twice all-SWC... Had 18 sacks as senior... Played in Senior, Fiesta, Orange and Cotton bowls... Made 32 tackles behind line of scrimmage for Razorbacks... Prep all-America at Jacksonville (AR) High School after playing in school band until junior year... Grew up on 42-acre farm near Cabot (AR), and resides in Cabot in country home in off-season... Mother Joan (father deceased) still lives on farm... Nickname: Danimal... Married (Terry)... Plays 6 instruments: bass guitar, classical guitar, drums, saxophone, piano and organ... Business major... Given name: Daniel Oliver Hampton.

Hampton's Pro Stats

Year/Club	Int/ Yds	Tkls/ Solo	Fum Rec	Force Fum	Pass Def	Blk Kick	Sack/ Yds	Games/ Starts
1986 Bears	0/0	72/30	2	1	2	2	9.5/83	16/16
1985 Bears	0/0	32/26	3	2	4	0	5.5/43	16/15
1984 Bears	0/0	54/40	3	1	2	0	11.5/95.5	15/15
1983 Bears	0/0	47/40	0	0	4	1	5/27	11/11
1982 Bears	0/0	71/62	0	0	0	1	7/57	8/7
1981 Bears	0/0	68/56	0	1	4	0	9/77	16/16
1980 Bears	0/0	73/58	0	2	1	0	11.5/108.5	16/16
1979 Bears	0/0	70/48	2	1	3	0	4.5/28	16/16
Career	0/0	487/360	10	8	20	4	63.5/519	114/112
Post-Season								
1986	0/0	7/3	0	1	0	0	0.5/4	1/1
1985	0/0	10/8	1	0	0	0	2/14	3/3
1984	0/0	10/6	0	0	1	0	2.5/18	2/2
1979	0/0	2/2	0	0	0	0	2/18	1/1
Career	0/0	29/19	1	1	1	0	7/54	7/7

Hampton's Single Game Highs

Most Tackles: 16 vs. Saints (9/19/82)

Most Sacks: 3 (twice) vs. Saints (9/14/80)

Most Solos: 13 vs. Saints (9/19/82)

vs. Packers (11/23/86)

AL HARRIS 90

Defensive End/ Arizona State 8th Year
LinebackerHt: 6-5 Wt: 270 Born: 12/31/56
Bangor, ME

Acquisition: Selected in 1st round (9th pick) of 1979 draft.

1986 SEASON: Top reserve at both outside linebacker spots... Started three games due to injuries to Wilson and Marshall... Led team with 7 tackles in starting assignment vs. Bucs (12/7)... Also started at Minnesota (10/19) and at Tampa Bay (11/9)... Had sacks at Cincinnati (9/28) and vs. Vikings (10/5)... Expected to move to end in '87. **GAMES PLAYED:** 16. **GAMES STARTED:** 3.

PRO CAREER: Sat out '85 campaign with contract dispute after enjoying best season as pro in '84... Started all 16 games at LB in first full-season at position and finished 4th on team with 68 tackles... Best '84 outings were vs. Minnesota - 10 tackles and sack (10/28) followed by 7-tackle outing (11/25) in second game at Minnesota... Started 8 games at DRE, 3 at LB in '83 and finished 8th on club in tackles (57) despite missing 3 games with turf toe... Started 7 games at DRE in '82 and last 11 games there in '81... Earned game ball at K.C. (11/8/81) after 11 tackles, 7 solos and 2 fumble recoveries... Scored only pro TD on 44-yard interception return vs. Broncos (12/20/81).

COLLEGIATE, PERSONAL: Consensus all-America pick and finalist for Lombardi and Outland Trophies as senior... First unanimous all-America pick in Sun Devil history... All-WAC as junior... Had 11 tackles in '78 Fiesta Bowl vs. Penn State... Finished senior year with 19 sacks and 22 tackles behind line of scrimmage... Grew up in Maine, North Carolina, New Jersey, West Virginia and Hawaii due to father's Air Force obligations... Hobbies include bowling and horseback riding... Involved in Fellowship of Christian Athletes... BS degree in communications... Given name Alfred Carl Harris.

Harris' Pro Stats


Year/Club	Interceptions				Tkl/ Solo	Fum Rec	Force Fum	Pass Def	Blk Kick	Sack/ Yds	Games/ Starts
	No	Yds	LG	TD							
1986 Bears	0	0	0	0	14/10	0	1	1	0	2/15	16/3
1984 Bears	1	34	34	0	68/52	0	0	6	0	2/14	16/16
1983 Bears	0	0	0	0	57/49	1	5	0	1	5/25	13/11
1982 Bears	0	0	0	0	27/23	0	0	1	0	2.5/19.5	8/7
1981 Bears	1	44	44	1	61/33	3	1	5	0	2/17	16/11
1980 Bears	0	0	0	0	11/9	0	0	0	1	0/0	16/0
1979 Bears	0	0	0	0	1/1	0	0	0	0	1/7	4/0
Career	2	78	44	1	239/177	4	7	13	2	14.5/97.5	89/48
Post-Season											
1986	0	0	0	0	0/0	0	0	0	0	0/0	1/0
1984	0	0	0	0	9/7	0	0	2	0	0/0	2/2
1979	0	0	0	0	1/0	0	0	0	0	0/0	1/0
Career	0	0	0	0	10/7	0	0	2	0	0/0	4/2

Harris' Single Game Highs

Most Tackles: 11 at Kansas City, (11/8/81)

Most Interceptions: 1, twice

Most Solos: 9 vs. Lions (11/22/81), vs. Packers (12/9/84)



MIKE HARTENSTINE

73

Defensive End Penn State 13th Year

Ht: 6-3 Wt: 254 Born: 7/27/53
Allentown, PA

Acquisition: Selected in 2nd round (31st player) of 1975 draft.

1986 SEASON: Served as back up, getting starting nods for injured Dent against Eagles (9/14) and Vikings (10/5). . . Set Bears record by playing in 168th consecutive game (10/5) to break mark held by former punter Bob Parsons. . . Also plays on FG and PAT units. . . Season-high 3 tackles in start vs. Vikes. . . Only sack of year came at Cincinnati (9/28). . . Caused fumble in reserve role at Tampa (11/9). . . Enters '87 campaign with 179 consecutive games played. **GAMES PLAYED:** 16. **GAMES STARTED:** 2.

PRO CAREER: Started 7 of first 8 games of '85 season before serving as back up remainder of season. . . Recorded 4 tackles at Minnesota (9/19/85); only sack of season in rematch vs. Vikings (10/27/85). . . Recovered fumble to set up final TD in win over Falcons (11/24). . . Sprained knee limited him to 14 starts in '84. . . Played sparingly final two games but returned to start playoffs. . . Received game balls in both '84 Tampa Bay games in which he recorded 3 of his 6 sacks of year. . . Chosen as second alternate in '83 Pro Bowl after leading team with 12 sacks. . . Finished 4th in tackles in '83 with 70. . . Scored TD at Tampa (11/30/83) on 10-yard fumble return in 4th quarter. . . Full-time starter from rookie season of '75 to midway of '84 season. . . Broken right thumb slowed him part of '81 season. . . Consensus all-rookie selection.

COLLEGIATE, PERSONAL: Earned all-America honors at Penn State as 220-pound defensive tackle. . . Three-year starter, finishing with 212 tackles and 15 sacks as senior. . . PSU was 32-4 in his career. . . Played in Sugar, Orange and Cotton bowls. . . Dedicated weight-lifter year-round at Halas Hall. . . Hails from steel-mill town of Bethlehem, PA where he was all-state linebacker and played basketball and track. . . General arts and sciences major. . . Married (Donna). . . Two sons (Michael, Beau). . . One daughter (Jill). . . Resides in Lake Bluff, IL. . . Avid fisherman. . . Given name Michael Albert Hartenstine.

Hartenstine's Pro Stats

Year/Club	Int/ Yds	Tkls/ Solo	Fum Rec	Force Fum	Pass Def	Blk Kick	Sack/ Yds	Games/ Starts
1986 Bears	0/0	5/3	0	1	0	0	1/5	16/2
1985 Bears	0/0	19/15	1	0	1	0	1/9	16/8
1984 Bears	0/0	36/24	2	2	0	0	6/45	16/14
1983 Bears	0/0	70/56	1	3	4	0	12/91.5	16/16
1983 Bears	0/0	24/21	0	0	1	0	4.5/38	9/9
1981 Bears	0/0	34/29	1	2	2	0	2/12	16/5
1980 Bears	0/0	66/54	0	1	4	0	6/61	16/16
1979 Bears	0/0	60/40	1	1	1	1	8/74	16/16
1978 Bears	0/0	70/44	3	2	2	0	6/57	16/16
1977 Bears	0/0	55/34	3	1	4	0	1/0	14/11
1976 Bears	0/0	86/56	3	1	5	0	3/32.5	14/14
1975 Bears	0/0	61/36	2	1	5	0	5/61	14/14
Career	0/0	586/412	17	15	27	1	55.5/486	179/141

Hartenstine, continued...

Post-Season

1986	0/0	1/1	0	0	0	0	0/0	1/0
1985	0/0	1/1	0	0	0	0	0/0	3/0
1984	0/0	7/4	0	0	0	0	0/0	2/2
1979	0/0	7/5	0	0	0	0	1/10	1/1
1977	0/0	6/5	0	0	0	0	0/0	1/1
Career	0/0	22/16	0	0	0	0	1/10	8/4

Hartenstine's Single Game Highs


Most Tackles: 12 vs. Broncos (12/12/76) Most Sacks: 3 vs. Seahawks (12/12/82) 3-25
Most Solos: 12 vs. Broncos (12/12/76)

JAY HILGENBERG

63

Center Iowa 7th Year

Ht: 6-3 Wt: 265 Born: 3/21/59
Iowa City, Iowa



Acquisition: Signed as Free Agent, 5/8/81.


1986 SEASON: Anchored offensive line that allowed NFC-low 24 sacks and led league in rushing... Made 2nd consecutive trip to Pro Bowl as starter... Also earned second-team all-NFL honors from AP and NEA, first-team all-NFC honors from Pro Football Weekly and UPI... One of few centers in NFL that is agile enough to pull... Extremely strong at handling nose guards... Started all 16 games and handled kick snaps... Broke right hand at Detroit (12/15) but did not miss any action... "He's an all-pro and I don't see that changing," says Mike Ditka. **GAMES PLAYED:** 16. **GAMES STARTED:** 16.

PRO CAREER: Regarded as best center in NFC after earning first Pro Bowl assignment following '85 campaign... "Ironman" of offensive line who has string of 56 consecutive starts in regular season play... OL has paved way for league-leading ground game the last four seasons... Became starter midway through '83 season replacing Dan Neal who he backed-up for 2-1/2 seasons... Made first pro start vs. Lions (10/30/83)... Handled all deep snapping through '85 season, now just snaps for placements.

COLLEGIATE, PERSONAL: All-Big Ten selection last two seasons at Iowa; also honorable mention all-America... Four-year letterman... Played in Blue-Gray, Hula and Japan Bowls... Nephew of former Vikings' linebacker Wally Hilgenberg... Father (Jerry) was all-American center at Iowa in 1950's; brother (Jim) preceded him as Hawkeye center and another brother (Joel) followed him at Iowa and now plays for New Orleans Saints... General Studies major... Avid outdoorsman... Part owner of "Main Event" restaurant in Rockford... Married (Lisa)... Given name Jay Walter Hilgenberg.

Hilgenberg's Pro Stats

Games/Starts: 89/56 - 1981 (16/0); **Post-Season:** 6/6 - 1984 (2/2); 1985 (3/3);
1982 (9/0); 1983 (16/8); 1984 (16/16); 1986 (1/1)
1985 (16/16); 1986 (16/16)



STEFAN HUMPHRIES 75

Guard Michigan 4th Year
Ht: 6-3 Wt: 268 Born: 1/20/62
Broward, FL

Acquisition: Selected in 3rd round (71st player) of 1984 draft.


1986 SEASON: Continued to be plagued by injuries, breaking left foot in training camp (8/3) . . . Placed on injured reserve (8/28) and remained there until being activated on November 27 . . . Played in final four games of season and playoff game against Redskins . . . Expected to get serious look in training camp where he will compete at guard and tackle. **GAMES PLAYED:** 4. **GAMES STARTED:** 0.

PRO CAREER: Spent first four games of '85 campaign on IR after suffering strained tricep on August 26 . . . Returned to active roster (10/4) and played remaining 11 games . . . Played in 12 of first 14 games of '84 season before landing on IR with knee injury . . . Originally injured knee at St. Louis (10/14/84).

COLLEGIATE, PERSONAL: First-team all-America selection by UPI, Football Writers, Football News, TSN . . . Nominated by Michigan for Rhodes Scholarship after compiling a 3.77 GPA in Bio Engineering . . . Academic all-league and all-America after junior and senior years . . . Began career on defensive front but switched to offense midway through freshman year . . . Three-year starter . . . Stood out as sophomore while playing on same line as more heralded teammates and current pros Bubba Paris (49ers) and Kurt Becker (Bears) . . . Prep Athlete of the Year and team MVP at St. Thomas Aquinas High in Broward, FL . . . Class valedictorian and National Merit finalist . . . Earned seven letters in football, basketball and track . . . Father is school principal . . . Began pursuing medical career at Northwestern during past off-season . . . Resides in Chicago.

Humphries' Pro Stats

Games/Starts: 27/0 - 1984 (12/0); 1985 (11/0); Post-Season: 4/0 - 1985 (3/0); 1986 (1/0)
1986 (4/0)



VESTEE JACKSON 24

Cornerback Washington 2nd Year
Ht: 6-0 Wt: 186 Born: 8/14/63
Fresno, CA

Acquisition: Selected in 2nd round (55th player) of 1986 draft.

1986 SEASON: Emerged as starter halfway through rookie campaign at right cornerback . . . Replaced Reggie Phillips in week 9 vs. Rams (11/3) after serving as back-up and special teamer first half of season . . . Tied for 4th on team with 3 interceptions . . . Had 1st career interception at Cincinnati (9/28) . . . Season-high 9 tackles including 6 solos, 1 interception, at Dallas (12/21) . . . Recovered fumble on overtime kickoff that led to game winning field goal vs. Eagles (9/14) . . . Had 5 tackles and interception at Tampa (11/9) . . . Registered only sack of season and caused fumble in playoff game vs. Redskins (1/3) . . . Says Ditka: "Confidence will be one of the keys to his performance in the coming year." **GAMES PLAYED:** 16. **GAMES STARTED:** 8.

Jackson, continued . . .

COLLEGIATE, PERSONAL: All-Pac Ten selection and team's most valuable DB as senior. . . 13 career interceptions ranks 3rd in Washington history. . . Co-captain as senior. . . Played in Hula Bowl. . . 2nd-team all Pac Ten as junior after 5 interceptions and leading team in takeaways with 9. . . Led team in fumble recoveries final three seasons. . . Had 66-yard interception for TD vs. Arizona in '84; 34-yard return vs. USC and 25-yard return vs. BYU in '85. . . Two-year letterman at tailback and DB at Fresno H.S. . . Also standout in basketball and track. . . Gained 1,300 yards as senior to earn all-league honors.

Year/Club	Interceptions			Jackson's Pro Stats							
	No	Yds	LG	TD	Tkls Solo	Fum Rec	Force Fum	Pass Def	Blk Kick	Sack Yds	Games/ Starts
1986 Bears	3	0	0	0	38/24	1	0	4	0	0/0	16/8
Career	3	0	0	0	38/24	1	0	4	0	0/0	16/8
Post-Season											
1986	0	0	0	0	5/3	0	1	1	0	1/8	1/1
Career	0	0	0	0	5/3	0	1	1	0	1/8	1/1

Jackson's Single Game Highs

Most Tackles: 9 at Dallas (12/21/86)

Most Solos: 6 at Dallas (12/21/86)

Most Interceptions: 1, three times

Long Interception: 0 yards, three times

Most Deflections: 1, four times

WILBER MARSHALL 58

Linebacker Florida 4th Year

Ht: 6-1 Wt: 230 Born: 4/18/62
Titusville, FL



Acquisition: Selected in 1st round (11th player) of 1984 draft.

1986 SEASON: Developed into one of the NFL's premier players. . . Played in Pro Bowl and was consensus all-pro selection. . . Scored team's only two defensive touchdowns of season. . . Named NFC Defensive Player of the Month for December (15 tackles, 3 sacks, 1 interception, 1 fumble recovered and 1 forced fumble). . . Returned interception 58 yards for TD in opener vs. Browns (9/7) to go with 10 tackles and game ball. . . Scored team's only TD in 13-7 win over Lions (10/26) when he sacked Eric Hipple, stripped the ball, picked it up and ran 12 yards for score. . . Started 15 games, missing start of game at Minnesota (10/19) with pulled calf. . . Fourth leading tackler on team with 105, tied for team lead with 4 forced fumbles, tied for lead with 3 fumbles recovered. . . Had 5 interceptions, most by Bear linebacker since Ross Brupbacher's 7 interceptions in 1976. . . Registered 5½ sacks, including 2 at Detroit (12/15). . . Career-high 11 tackles vs. Eagles (9/14); 10 stops in playoff game vs. Redskins. **GAMES PLAYED:** 16. **GAMES STARTED:** 15.

PRO CAREER: Became full-time starter in second season ('85) and finished 3rd on team in tackles (78) and 4th in sacks (6). . . Started 15 games, missing one start with flu. . . 4 interceptions in '85 led Bear linebackers. . . Best '85 performance was at Minnesota (10/27/85) when he had 2 ints, 8 tackles and 3 passes defended. . . Scored first NFL touchdown after returning fumble 52 yards vs. Rams in playoffs. . . Super Bowl performance included 4 tackles, sack and fumble recovery. . . Appeared in 15 games as rookie in '84, starting for injured Wilson vs. Dallas (9/30/84) in which he had 8 tackles. . . Also saw action on special teams, short yardage and passing situations as rookie. . . Pulled hamstring caused him to miss game at St. Louis (10/14/84).

Marshall, continued...

COLLEGIATE, PERSONAL: Consensus first-team all-America choice following senior season in which he was Lombardi award finalist... Had 95 tackles, 2 interceptions, 8 tackles for losses and 6 sacks as senior... Only junior among 12 finalists for Lombardi award, after 123 tackles, 11 tackles for loss and 6 sacks... 11 sacks as sophomore broke school single season record... 1st team all-America at Astronaut (FL) High by Parade Magazine and National High Athletic Coaches... All-southern Player of Year and academic all-America as senior... Prep teammate of Bengal WR Chris Collinsworth for one year... Comes from family of 13 children... Father is Bahamian... Criminal Justice major... Given name Wilber Buddyhia Marshall.

Marshall's Pro Stats

Year/Club	Interceptions				Tkl/s/ Solo	Fum Rec	Force Fum	Pass Def	Blk Kick	Sack/ Yds	Games/ Starts
	No	Yds	LG	TD							
1986 Bears	5	68	58t	1	105/60	3	4	6	0	5.5/50	16/15
1985 Bears	4	23	14	0	78/60	1	2	4	0	6/40	16/15
1984 Bears	0	0	0	0	19/17	0	0	0	0	0/0	15/1
Career	9	91	58	1	202/137	4	6	10	0	11.5/90	47/31
Post-Season											
1986	0	0	0	0	10/5	0	0	1	0	0/0	1/1
1985	0	0	0	0	14/10	2	1	0	0	0.5/5	3/3
1984	0	0	0	0	1/1	0	0	0	0	0/0	2/0
Career	0	0	0	0	25/16	2	1	1	0	0.5/5	6/4

Marshall's Single Game Highs

Most Tackles: 11 vs. Eagles (9/14/86)	Most Interceptions: 2 vs. Vikings (10/27/85)
Most Solos: 7 vs. Redskins (9/29/85) at Minnesota (10/19/86)	Long Interception: 58 vs. Browns (9/7/86)
	Most Sacks: 2 at Detroit (12/15/86)

BEARS CONSECUTIVE GAMES AND STARTS (First game of streak in parenthesis)

PLAYER	GAMES	STARTS	PLAYER	GAMES	STARTS
Anderson, Neal	14 (9/22/86)	0	Marshall, Wilber	41 (10/21/84)	9 (10/26/86)
Barnes, Lew	16 (9/7/86)	0	McMahon, Jim	0	0
Becker, Kurt	7 (11/9/86)	0	McMichael, Steve	83 (10/19/81)	57 (10/23/83)
Bell, Todd	12 (10/5/86)	0	Moorehead, Emery	26 (10/21/85)	22 (11/17/85)
Blair, Paul	13 (9/28/86)	0	Morrissey, Jim	31 (9/15/85)	0
Bortz, Mark	11 (10/12/86)	11 (10/12/86)	Ortego, Keith	22 (11/17/85)	13 (9/28/86)
Buford, Maury	32 (9/8/85)	—	Payton, Walter	174 (10/27/75)	168 (12/7/75)
Butler, Kevin	32 (9/8/85)	—	Perry, William	32 (9/8/85)	25 (11/10/85)
Covert, Jim	28 (10/6/85)	28 (10/6/85)	Phillips, Reggie	32 (9/8/85)	0
Dent, Richard	11 (10/12/86)	11 (10/12/86)	Rains, Danny	0	0
Douglass, Maurice	4 (11/30/86)	0	Richardson, Mike	22 (11/17/85)	22 (11/17/85)
Duerson, Dave	28 (10/6/85)	28 (10/6/85)	Rivera, Ron	47 (9/2/84)	0
Fencik, Gary	50 (12/11/83)	50 (12/11/83)	Rubens, Larry	16 (9/7/86)	0
Flutie, Doug	3 (12/7/86)	1 (12/21/86)	Sanders, Thomas	17 (12/22/85)	0
Fuller, Steve	32 (9/8/85)	0	Singletary, Mike	6 (11/16/86)	6 (11/16/86)
Gault, Willie	34 (12/9/84)	34 (12/9/84)	Suhay, Matt	73 (9/12/81)	1 (12/21/86)
Gayle, Shaun	32 (9/8/85)	0	Thayer, Tom	32 (9/7/85)	29 (9/29/85)
Gentry, Dennis	12 (10/5/86)	0	Thomas, Calvin	23 (11/10/85)	0
Hampton, Dan	37 (11/18/84)	17 (12/22/85)	Tomczak, Mike	8 (11/3/86)	0
Harris, Al	16 (9/7/86)	0	Van Horne, Keith	41 (10/21/84)	41 (10/21/84)
Hartenstine, Mike	179 (9/21/75)	0	Waechter, Henry	22 (11/17/85)	0
Hilgenberg, Jay	89 (9/6/81)	56 (10/30/83)	Wilson, Otis	2 (12/15/86)	2 (12/15/86)
Humphries, Stephan	4 (11/30/86)	0	Wrightman, Tim	32 (9/7/85)	0
Jackson, Vestee	16 (9/7/86)	8 (11/3/86)			

DENNIS MCKINNON

85

Wide Receiver Florida State 4th Year

Ht: 6-1 Wt: 185 Born: 8/22/61
Quitman, GA



Acquisition: Signed as Free Agent, 5/4/83.

1986 SEASON: Spent the entire season on the physically unable to perform list after undergoing arthroscopic surgery on left knee February 11, 1986. . . Played end of '85 season on knee that needed surgery. . . Placed on PUP list August 18. . . Expected to be at full-strength this season.

PRO CAREER: Vital part of Bears' offense in '85 Super Bowl season, leading team in TD catches (7) and finishing 2nd in receiving yards (555). . . Started 13 games and missed two games with bruised left quadricep and pulled hamstring. . . Best day of career at Minnesota (9/19/85) with 4 catches, 133 yards, 2 TD's in second half of comeback win. . . Caught TD pass in first 5 games of season. . . 3 catches for 52 yards and 2 TD's in playoff win over Giants (1/5/86). . . Bears have won all 14 games in which he caught TD pass in career. . . Regarded by Ditka as best blocking WR in NFL. . . Started first 12 games in '84 before missing last 4 following arthroscopic surgery on left knee (11/26/84). . . Returned for playoffs and had 4 catches, 72 yards and TD in win over Redskins (12/30/84). . . Developed into starter as rookie free agent. . . Led team in punt returns in '83 (34 for 316) including 59-yard TD return at Green Bay (12/4/83). . . Had winning TD catch in 7-6 win over Eagles (11/13/83).

COLLEGIATE, PERSONAL: Was a part-time starter at Florida State. . . Had 53 catches for 888 yards and 8 TD's in career. . . Played in '79 and '80 Orange Bowls. . . Also played in '82 Gator Bowl where he had 2 catches for 36 yards, TD and one carry for 65 yards. . . Prepped at Miami (FL) South High. . . Boyhood idol was Paul Warfield. . . Has BA degree in Criminology. . . Given name Dennis Lewis McKinnon.

McKinnon's Pro Stats

Year/Club	Receiving					Rushing					Punt Returns					Games/Starts
	No	Yds	Avg	LG	TD	No	Yds	Avg	LG	TD	No	Yds	Avg	LG	TD	
1986 Bears	DNP															
1985 Bears	31	555	17.9	48	7	1	0	0.0	0	0	4	44	11.0	11	0	14/13
1984 Bears	30	434	14.5	32	3	2	12	6.0	21	0	5	62	12.4	18	0	12/12
1983 Bears	21	236	11.2	49	4	0	0	0.0	0	0	34	316	9.3	59	1	16/3
Career	82	1,225	14.9	49	14	3	12	4.0	21	0	43	462	10.7	59	1	42/28

Also: 1 KOR for 16 yds. in '85; 2 for 42 yds. in '83

Post-Season

1985	4	69	17.3	23	2	1	-7	-7.0	-7	0	0	0	0.0	0	0	3/3
1984	7	120	17.2	36	1	0	0	0.0	0	0	0	0	0.0	0	0	2/2
Career	11	189	17.2	36	3	1	-7	-7.0	-7	0	0	0	0.0	0	0	5/5

McKinnon's Single Game Highs

Most Catches: 5 vs. Lions (11/18/84), vs. Patroits (9/15/85)	Most Yards, PR: 78 at Green Bay (12/4/83)
Most Yards, Receiving: 133 at Minnesota (9/19/85), 4 catches	Long PR: 59 at Green Bay (12/4/83)
Long Catch: 49 vs. 49ers (11/27/83)	Most Rushes: 1, three times
Most PR's: 7 at Green Bay (12/4/83)	Most Yards, Rushing: 21 vs. Saints (10/7/84)
	Long Rush: 21 vs. Saints (10/7/84)



JIM McMAHON

9

Quarterback BYU 6th Year

Ht: 6-1 Wt: 190 Born: 8/21/59
Jersey City, NJ

Acquisition: Selected in 1st round (5th player) of 1982 draft.

1986 SEASON: Played in just 6 games due to injuries. . . Led team in TD passes (5), while finishing second in passes attempted (150), passing yards (995) and completion percentage (51.3). . . Departed season-opener vs. Browns (9/7) in 4th quarter with separated shoulder. . . Missed next two games before starting next three at Cincinnati (9/28), vs. Vikings (10/5) and at Houston (10/12). . . Shoulder and back problems caused him to sit out following game at Minnesota (10/19). . . Started following week vs. Lions (10/26) but recurring shoulder problems allowed him just one more start remainder of season (vs. Packers: 11/23). . . Placed on injured reserve for remainder of season on 11/25. . . Best game was 13 of 22 for 211 yards and 3 TD performance at Cincinnati. . . Rushed 6 times for 64 yards vs. Packers. . . Underwent shoulder (rotator cuff) surgery on December 12 and spent off-season rehabilitating. **GAMES PLAYED:** 6. **GAMES STARTED:** 6.

PRO CAREER: Has 37-12 record as starter, including 23 straight wins. . . Earned a trip to the Pro Bowl following '85 campaign in which he started 11 games and all three post-season contests. . . Completed 64% of passes in first 5 games before injury problems began at S.F. (10/13/85). . . Threw 9 TD's in first four games and career-high 15 TD's for season. . . Missed three games (11/10-11/24/85) with shoulder tendonitis and did not start at Minnesota (9/19/85) due to stiff neck. . . Entered Vikes game in 3rd quarter and put on one of best comebacks ever throwing TD passes on first two plays and three in just 1-1/2 quarters to turn 17-9 deficit into 33-24 win (8 of 15 for 236 yards). . . Threw 3 TD's in playoffs and scored first TD vs. Rams on 16-yard run. . . Completed most passes in one game in 23 of 34 for 274-yard and two TD performance in 38-28 win over Bucs (9/8) to earn NFC Offensive Player of Week honors. . . Did not throw int. in 3 post-season games; 66 attempts. . . Super Bowl performance included 12 of 20 for 256 yards and 2 rushing TD's. . . Missed 7 games plus playoffs in injury plagued '84 season when he suffered hairline fracture in right hand and bruised back vs. Denver (9/9/84) and kidney laceration vs. Raiders (11/4/84). . . Placed on IR (11/20/84) for remainder of '84 season. . . Passed for career-high 298 yards at Green Bay (12/4/83). . . Voted UPI NFC "Rookie of the Year" in '82. . . PFWA, PFW and Football Digest all-rookie selection. . . 80.1 passing rating in '82 was 4th in NFC, 9th in NFL, 8th best in Bear history, best in NFL for a rookie. . . Started 7 games in '82 including game ball outing - 16 of 27 for 233 yards and 2 TD's vs. Lions (12/21/82). . . Winner of Brian Piccolo Award.

COLLEGIATE, PERSONAL: Consensus all-America at BYU after setting 71 NCAA Division I passing, total offense records. . . 156.9 passing efficiency mark surpassed Danny White's collegiate record of 148.9. . . BYU went 22-3 in 1980-81, two WAC titles and first bowl victory ever. . . Redshirted in '79. . . College stats: 653 completions, 1,060 attempts, 9,563 yards, 84 TD's, 34 Ints, 61.6% completion. . . All inter-mountain at Roy (UT) High. . . Three sport letterman. . . Turned down basketball scholarship to Utah State; played every baseball position but catcher. . . Public communications major. . . Lived in California before moving to Utah for high school. . . Involved in several charitable organizations including Chicago Boys Clubs, Brian Piccolo Cancer Research, Special Olympics, Children's Hospital, Juvenile Diabetes Foundation. . . Married (Nancy). . . One daughter (Ashley). . . One son (Sean). . . Autobiography "McMahon" written with Bob Verdi of Chicago Tribune published in fall of '86. . . Opened restaurant in Lincoln Park area during off-season. . . Enjoys racquetball and golf. . . Given name James Robert McMahon.

McMahon's Pro Stats

Year/Club	Passing								Rushing					Games/Starts
	Att	Comp	Yds	Pct	LG	TD	Int	Rating	No	Yds	Avg	LG	TD	
1986 Bears	150	77	995	51.3	58	5	8	61.4	22	152	6.9	23	1	6/6
1985 Bears	313	178	2,392	56.9	70	15	11	82.8	47	252	5.4	19	3	13/11
1984 Bears	143	85	1,146	59.4	61	8	2	97.8	39	276	7.1	30	2	9/9
1983 Bears	295	175	2,184	59.3	87	12	13	77.7	55	307	5.6	32	2	14/13
1982 Bears	210	120	1,501	57.1	50	9	7	80.1	25	105	4.4	11	1	8/7
Career	1,111	635	8,218	57.2	87	49	41	79.8	188	1,092	5.7	32	9	50/46
Post-Season														
1985	66	39	636	59.1	60	3	0	106.5	14	60	4.3	16	3	3/3
Career	66	39	636	59.1	60	3	0	106.5	14	60	4.3	16	3	3/3

McMahon's Single Game Highs

Most Pass Attempts: 38 (20 comp.) at Green Bay (12/4/83)	Completion Pct: 727 (16 of 22) vs. Tampa Bay (9/2/86)
Most Pass Completions: 23 (34 att.) vs. Bucs (9/8/85)	Long Pass: 87 yards at Green Bay (12/4/83)
Most Yards, Passing: 298 (20 of 38) at Green Bay (12/4/83)	Most Interceptions: 3 (twice) vs. Lions (11/21/82) and vs. Broncos (10/2/83)
Most TD Passes: 3 (twice) at Tampa Bay (10/21/84); at Cincinnati (9/28/86)	Most Yards, Rushing: 74 (9 att.) vs. 49ers (11/27/83)

McMAHON GAME-BY-GAME

1982										
DATE	OPPONENT	ATT	COMP	YDS	PCT	TD	INT	TKLD/LST	LG	
9/12	@ DETROIT	DNP								
9/19	NEW ORLEANS	22	12	131	54.5	0	1	4/33	24	
11/21	DETROIT	27	16	233	59.3	2	3	3/12	44	
11/28	@ MINNESOTA	20	12	139	60.0	1	1	7/56	50	
12/5	NEW ENGLAND	21	15	192	71.4	2	1	3/16	40	
12/12	@ SEATTLE	29	19	199	65.5	0	1	2/25	29	
12/19	ST. LOUIS	33	16	160	48.5	1	0	1/5	45	
12/26	@ L.A. RAMS	28	18	280	64.3	2	0	2/17	40	
1/2/83	@ TAMPA BAY	30	12	167	40.0	1	0	4/32	31	
1983										
DATE	OPPONENT	ATT	COMP	YDS	PCT	TD	INT	TKLD/LST	LG	
9/4	ATLANTA	29	20	254	69.0	1	1	4/22	34	
9/11	TAMPA BAY	24	16	286	66.7	1	2	4/23	73	
9/18	@ NEW ORLEANS	17	11	172	64.7	1	1	5/41	60	
9/25	@ BALTIMORE	20	8	89	40.0	0	0	3/15	26	
10/2	DENVER	23	15	174	65.2	1	3	0/0	52	
10/9	MINNESOTA	11	4	35	36.4	0	2	2/13	12	
10/16	@ DETROIT	DNP								
10/23	@ PHILADELPHIA	DNP								
10/30	DETROIT	16	11	126	68.8	1	0	0/0	21	
11/6	@ L.A. RAMS	29	19	178	65.5	0	1	4/26	28	
11/13	PHILADELPHIA	16	10	140	62.5	2	0	4/28	43	
11/20	@ TAMPA BAY	12	8	79	66.7	0	0	1/6	22	
11/27	SAN FRANCISCO	19	11	159	57.9	1	0	4/26	49	
12/4	@ GREEN BAY	38	20	298	52.6	1	1	4/24	87	
12/11	@ MINNESOTA	16	8	32	50.0	1	0	2/13	8	
12/18	GREEN BAY	25	14	162	56.0	2	2	5/29	35	

1984									
DATE	OPPONENT	ATT	COMP	YDS	PCT	TD	INT	TKLD/LST	LG
9/2	TAMPA BAY	22	16	138	72.7	1	1	1/3	21
9/9	DENVER	8	5	93	62.5	1	0	0/0	61
9/16	@ GREEN BAY	7	4	39	57.1	0	0	0/0	20
9/23	@ SEATTLE								
9/30	DALLAS	14	6	79	42.9	0	0	2/5	22
10/7	NEW ORLEANS	14	10	128	71.4	1	0	4/31	23
10/14	@ ST. LOUIS	23	13	202	56.5	1	0	1/4	36
10/21	@ TAMPA BAY	18	12	219	66.7	3	0	1/3	49
10/28	MINNESOTA	26	16	180	61.5	1	0	1/2	40
11/4	L.A. RAIDERS	11	3	68	27.3	0	1	0/0	50
11/11	@ L.A. RAMS								
								IR - KIDNEY	
1985									
DATE	OPPONENT	ATT	COMP	YDS	PCT	TD	INT	TKLD/LST	LG
9/8	TAMPA BAY	34	23	274	67.6	2	1	3/23	27
9/15	NEW ENGLAND	21	13	232	61.9	1	1	1/6	49
9/19	@ MINNESOTA	15	8	236	53.3	3	0	0/0	70
9/29	WASHINGTON	19	13	160	68.4	3	1	2/6	33
10/6	@ TAMPA BAY	34	22	292	64.7	1	2	1/6	48
10/13	@ SAN FRANCISCO	31	18	186	58.1	0	1	1/3	34
10/21	GREEN BAY	26	12	144	46.2	0	0	2/3	23
10/27	MINNESOTA	31	18	181	58.1	2	1	0/0	33
11/3	@ GREEN BAY	20	9	91	45.0	1	0	4/33	21
11/10	DETROIT								
								DNP - SHOULDER	
11/17	@ DALLAS								
								DNP - SHOULDER	
11/24	ATLANTA								
								DNP - SHOULDER	
12/2	@ MIAMI	6	3	42	50.0	0	1	2/14	20
12/8	INDIANAPOLIS	23	11	145	47.8	0	0	3/8	30
12/14	@ N.Y. JETS	31	15	215	48.4	1	1	5/12	65
12/22	@ DETROIT	22	13	194	59.1	1	2	3/18	37
POST SEASON									
1/5/86	N.Y. GIANTS	21	11	216	52.4	2	0	0/0	46
1/12	L.A. RAMS	25	16	164	64.0	1	0	3/23	22
1/26	NEW ENGLAND (@ NEW ORLEANS)	20	12	256	60.0	0	0	1/3	60
1986									
DATE	OPPONENT	ATT	COMP	YDS	PCT	TD	INT	TKLD/LST	LG
9/7	CLEVELAND	20	10	135	50.0	1	0	1/9	58
9/14	PHILADELPHIA								
								DNP - SHOULDER	
9/22	@ GREEN BAY								
								DNP - SHOULDER	
9/28	@ CINCINNATI	22	13	211	59.1	3	1	1/5	53
10/5	MINNESOTA	19	12	204	63.2	1	1	0/0	58
10/12	@ HOUSTON	33	14	209	39.4	0	1	1/6	30
10/19	@ MINNESOTA								
								DNP - SHOULDER	
10/26	DETROIT	24	17	141	70.8	0	2	3/20	18
11/3	L.A. RAMS								
								DNP - SHOULDER	
11/9	@ TAMPA BAY								
								DNP - SHOULDER	
11/16	@ ATLANTA								
								DNP - SHOULDER	
11/23	GREEN BAY	32	12	95	37.5	0	3	0/0	41
11/30	PITTSBURGH								
								IR - SHOULDER	
12/7	TAMPA BAY								
								IR - SHOULDER	
12/15	@ DETROIT								
								IR - SHOULDER	
12/21	@ DALLAS								
								IR - SHOULDER	

STEVE McMICHAEL

76

Defensive Tackle Texas

8th Year

Ht: 6-2

Wt: 265

Born: 10/17/55

Houston, TX



Acquisition: Signed as Free Agent, 10/15/81.

1986 SEASON: Chosen to play in first Pro Bowl while earning first-team all-NFL honors from PFWA and Sporting News... 2nd-team all-NFL choice by AP, first-team all-NFC by UPI... Finished 3rd on team in sacks (8.5), 6th in tackles (87) as a 16-game starter... 5-tackle, 2 sack and safety performance earned game ball at Green Bay (9/22) in comeback win... Also had 2 sacks vs. Vikings (10/5)... Had first career interception in season-finale win at Dallas (12/21)... Involved in career-high 10 tackles vs. Eagles (9/14) and at Minnesota (10/19)... Knocked down 2 passes and had 8 stops vs. Rams (11/3)... Recovered 2 fumbles vs. Bucs (12/7). **GAMES PLAYED:** 16. **GAMES STARTED:** 16.

PRO CAREER: Came into his own in '85 season in which he received all-league honors from AP and UPI... Best '85 outing was 2-sack, 4 tackle and 2 passes defended effort at San Francisco (10/13/85)... Finished 3rd on team in sacks in '85 with 8... Also recorded sack vs. Patriots in Super Bowl... '84 campaign included 10 sacks (3rd on team) and 42 tackles (7th)... NFC defensive player of week in '84 finale at Detroit after 5 tackles and 2.5 sacks... Became starter in '83 and finished 2nd on team with 8.5 sacks... Had 64-yard fumble return at Tampa Bay (1/2/83)... Joined Bears after being waived by Patriots during '81 training camp... Back injury forced him to IR (11/3/80) through remainder of season... Patriots 3rd round selection in '80... Played in just 6 games as rookie.

COLLEGIATE, PERSONAL: Consensus all-America and finalist for '79 Outland Trophy and '80 Lombardi Award... Career totals at Texas show 372 tackles and 30 sacks... Led team in tackles final two seasons; 142 as junior, 138 as senior... Defensive MVP in '80 Hula Bowl with 14 tackles... AP all-America strength team... Kicked 8 of 10 PAT's and 2 of 3 FG's as sophomore when Russell Erxleben was hurt... Prepped at Freer (TX) H.S... Hobbies include rattlesnake hunting, fishing... Physical education major... Married (Debra)... Wife chosen 1987 Mrs. Illinois... Given name Steve Douglas McMichael.

McMichael's Pro Stats

Year/Club	Int/ Yds	Tkl/ Solo	Fum	Force	Pass	Blk	Sack/ Yds	Games/ Starts
			Rec	Fum	Def	Kick		
1986 Bears	1/0	87/50	2	1	3	0	8.5/65	16/16
1985 Bears	0/0	44/39	1	0	2	0	8/55	16/16
1984 Bears	0/0	42/30	0	0	2	0	10/91.5	16/16
1983 Bears	0/0	37/35	1	1	2	0	8.5/86	16/10
1982 Bears	0/0	18/17	1	0	0	0	4/36	9/0
1981 Bears	0/0	1/1	1	0	1	0	0/0	10/0
1980 Patriots	0/0	5/3	0	0	0	0	0/0	6/0
Career	1/0	234/175	6	2	10	0	39/333.5	89/58
Post-Season								
1986	0/0	8/4	0	0	0	0	0/0	1/1
1985	0/0	4/3	0	0	0	0	0/0	3/3
1984	0/0	6/3	0	0	0	0	1.5/9	2/2
Career	0/0	18/10	0	0	0	0	1.5/9	6/6

McMichael's Single Game Highs

Most Tackles: 10 vs. Eagles (9/14/86)
at Minnesota (10/19/86)

Most Solos: 7 at Minnesota (10/19/86)
Most Sacks: 2.5 at Detroit (12/16/84)



EMERY MOOREHEAD

87

Tight End

Colorado

11th Year

Ht: 6-2

Wt: 225

**Born: 3/22/54
Evanston, IL**

Acquisition: Signed as Free Agent, 10/21/81.

1986 SEASON: Finished 3rd on team in catches (26) and 4th in receiving yards (390) while starting all 16 games. . . Had at least one catch in 15 of the 16 regular season games. . . 85-yard catch from Mike Tomczak at Atlanta (11/16) was longest of season in NFC. . . Best performance was 4 catches for 67 yards at Cincinnati (9/28). . . Also caught only TD of season vs. Bengals on 20-yard strike from McMahon. **GAMES PLAYED: 16. GAMES STARTED: 16.**

PRO CAREER: Has been starting tight end since 1982. . . 2nd leading receiver in '85 with 35 receptions. . . Bruised knee kept him out of 1½ games. . . Had best day of career at Tampa Bay (10/6/85) after 8 catches for 114 yards and game ball; only 100+ yard game of career. . . Started second half of '84 campaign and finished 5th in catches (29) and 2nd in yards (497). . . 27-yard catch vs. Lions (11/18/84) set up last second field goal in 16-14 win. . . Started 15 games in '83 and finished 3rd in both catches (42) and yards (597). . . Winning TD grab at Minnesota (12/11/83) in 19-13 win. . . Led club in receiving yards (363) in '82 while starting every game. . . 5 TD catches in '82 were most by Bear TE since Ditka had 5 in '65. . . Awarded to Bears via waivers (8/4/81) from Broncos. . . Traded to Broncos from Giants (5/23/80). . . Originally Giants 6th round choice in '77.

COLLEGIATE, PERSONAL: Versatile player at Colorado who played both RB and WR. . . Had 35 catches for 604 yards in final two seasons. . . All-state RB at Evanston (IL) High. . . High school teammate of Falcons' Mike Kenn. . . Also starred in basketball and track. . . BA degree in communications from Colorado. . . Worked as announcer and producer at Boulder TV station and interned for Denver TV station during summers while in college. . . Worked this past off-season as sports reporter for WBBM-TV in Chicago. . . Also worked for real estate company in off-season. . . Married (Leslee). . . One son (Aaron). . . One daughter (Kelly). . . Given name Emery Moorehead. . . Lives in Deerfield, IL.

Moorehead's Pro Stats

Year/Club	Receiving					Rushing				Games/Starts
	No	Yds	Avg	LG	TD	No	Yds	Avg	TD	
1986 Bears	26	390	15.0	85	1	0	0	0.0	0	16/16
1985 Bears	35	481	13.7	25	1	0	0	0.0	0	15/14
1984 Bears	29	497	17.1	50	1	1	-2	-2.0	0	16/9
1983 Bears	42	597	14.2	36	3	5	6	1.2	0	16/15
1982 Bears	30	363	12.1	50	5	2	3	1.5	0	9/9
1981 Bears	0	0	0.0	0	0	0	0	0.0	0	9/0
1980 Broncos	0	0	0.0	0	0	2	7	3.5	0	16/0
1979 Giants	9	62	6.9	19	0	36	95	2.6	0	13/4
1978 Giants	3	45	15.0	25	0	0	0	0.0	0	10/0
1977 Giants	12	143	11.9	20	1	1	5	5.0	0	13/7
Career	186	2,578	13.9	85	12	47	114	2.4	0	133/74

KOR: 23 for 476 (20.7) in 1981; 1 for 18 in 1980; 1 for 16 in 1979

PR: 2 for 52 (26.0) in 1978; 4 for 65 (16.3) in 1977

Moorehead, continued . . .

Post-Season

1986	0	0	0.0	0	0	0	0	0.0	0	1/1
1985	4	50	12.5	20	0	0	0	0.0	0	3/3
1984	3	20	6.7	8	0	0	0	0.0	0	2/2
Career	7	70	10.0	20	0	0	0	0.0	0	6/6

Moorehead's Single Game Highs

Most Catches: 8 at Tampa Bay (10/6/85) Long Catch: 85 at Atlanta (11/16/86)
 Most Yards, Receiving: 114 at Tampa Bay
 (10/6/85)

JIM MORRISSEY 51

Linebacker Michigan State 3rd Year

**Ht: 6-3 Wt: 222 Born: 12/24/62
 Flint, MI**



Acquisition: Selected in 11th round (302nd player) of 1985 draft.

1986 SEASON: Served as a back-up and special teams player in all 16 games. . . Valuable kamikazee unit member who finished tied for 2nd on team with 15 tackles. . . Season-high 3 tackles from linebacker post vs. Bucs (12/7). . . Also involved on defensive stops in three other games. . . Broke up pass vs. Vikings (10/5). . . Plays behind Otis Wilson. **GAMES PLAYED: 16. GAMES STARTED: 0.**

PRO CAREER: Had 47-yard interception return off Steve Grogan in 4th quarter of Super Bowl win over Patriots to cap off rookie season. . . Strong special teams contributor. . . Waived (9/2/85) and then resigned (9/10/85) after Bears placed Brian Cabral on injured reserve. . . Downed punt inside 5-yard line in 44-0 win at Dallas (11/17/85).

COLLEGIATE, PERSONAL: MSU's team captain and MVP as senior after finishing career as 2nd leading tackler (329) in Spartan history. . . Made 137 tackles while earning first-team all-Big Ten honors by UPI as senior. . . Three-year starter and four-year letter winner. . . Honorable mention all-league as junior after pacing team with 130 tackles. . . All-state and honorable mention all-America at Flint Powers High as linebacker/defensive back. . . Food systems economics and management major. . . Married (Amy).

Morrissey's Pro Stats

Year/Club	Interceptions				Tkl Solo	Fum Rec	Force Fum	Pass Def	Blk Kick	Sack Yds	Games/ Starts
	No	Yds	LG	TD							
1986 Bears	0	0	0	0	7/2	0	0	1	0	0/0	16/0
1985 Bears	0	0	0	0	12/12	0	0	0	0	0/0	15/0
Career	0	0	0	0	19/14	0	0	1	0	0/0	31/0
Post-Season											
1986	0	0	0	0	0/0	0	0	0	0	0/0	1/0
1985	1	47	47	0	0/0	0	0	1	0	0/0	3/0
Career	1	47	47	0	0/0	0	0	1	0	0/0	4/0

Morrissey's Single Game Highs

Most Tackles: 3 vs. Bucs (12/7/86); Most Solos: 3 vs. Falcons (11/24/85)
 vs. Falcons (11/24/85)



KEITH ORTEGO

89

Wide Receiver McNeese State 3rd Year

Ht: 6-0 Wt: 180 Born: 8/30/63
Eunice, LA

Acquisition: Signed as Free Agent, 5/14/85.

1986 SEASON: Assumed starting spot at flanker in Week 4 and finished 5th on team in catches (23) and 2nd in receiving yards (430). . . Relieved an injured Dennis Gentry in second half at Green Bay (9/22) and made first pro reception (9 yards) and first pro touchdown (42 yards) catch in come-from-behind 25-12 win. . . Had best performance in second pro start vs. Vikings (10/5) in 6-catch, 157-yard, 1 TD in effort to earn game ball. . . Caught 4 balls for 51 yards in rematch at Minnesota (10/19). . . 18.7 yard-per-catch average was 2nd on team. . . 2 catches for 36 yards vs. Redskins in playoffs. **GAMES PLAYED: 16. GAMES STARTED: 13.**

PRO CAREER: Made impression on coaches in '85 camp before suffering knee injury. . . Placed on IR due to knee (8/19/85) before being reactivated (11/8/85). . . Returned punt nine days later in 44-0 rout of Cowboys (11/7/85). . . Averaged 9.3 yards on 17 punt returns as rookie. . . 23-yard return set up final score at Detroit (12/22/85). . . Returned 11 punts for 63 yards in three '85 post-season games.

COLLEGIATE, PERSONAL: Earned first-team all-Southland Conference honors as senior and honorable mention all-America. . . Set school's single season receiving record as senior with 602 yards. . . Career-best of 8 catches vs. Louisiana Tech as junior. . . Also played baseball in college. . . Enjoys reading and seafood. . . College teammate of Jim Hughes, son of Bears' offensive coordinator Ed Hughes. . . Completed undergraduate degree in off-season and hopes to pursue law degree in future.

Ortego's Pro Stats

Year/Club	Receiving					Punt Returns					Games/Starts
	No	Yds	Avg	LG	TD	No	Yds	Avg	LG	TD	
1986 Bears	23	430	18.7	58t	2	0	0	0.0	0	0	16/13
1985 Bears	0	0	0	0	0	17	158	9.3	23	0	6/0
Career	23	430	18.8	58t	2	17	158	9.3	23	0	22/13
Post-Season											
1986	2	36	18.0	27	0	0	0	0.0	0	0	1/1
1985	0	0	0.0	0	0	11	63	5.7	12	0	3/0
Career	2	36	18.0	27	0	11	63	5.7	12	0	4/1

Ortego's Single Game Highs

Most Catches: 6 vs. Vikings (10/5/86)	Most Yards, Punt Returns: 40 vs. Colts (12/8/85)
Most Yards, Receiving: 157 vs. Vikings (10/5/86)	Most Punt Returns: 5 at Dallas (11/17/85)
Long Catch: 58t yards vs. Vikings (10/5/86)	Long Punt Return: 23 at Detroit (12/22/85)

WALTER PAYTON'S 10 LONGEST RUNS — 1) 76 yards (10/16/78) at Denver, 2) 73 yards (9/13/77) vs. Lions, 3) 72 yards TD (9/9/84) vs. Broncos, 4) 69 yards TD (9/14/80) vs. Saints, 5) 61 yards (9/14/80) vs. Saints, 6) 60 yards (10/17/76) at Los Angeles, 7) 58 yards (10/30/77) at Green Bay, 8) 58 yards (11/20/77) vs. Vikings, 9) 54 yards (12/21/75) at New Orleans, 10) 51 yards (10/10/77) vs. Rams.

WALTER PAYTON

34

Running Back

Jackson State

13th Year

Ht: 5-11

Wt: 202

Born: 7/25/54
Columbia, MS



Acquisition: Selected in the 1st round (4th player) of 1975 draft.

1986 SEASON: Selected to play in 9th Pro Bowl after gaining 1,333 yards to finish 5th among NFL rushers. . . Also earned all-pro honors by AP and NEA, all-NFC honors from UPI. . . Reached several milestones during year: surpassed 15,000 career rushing yards after season-high 177-yard output in week 2 vs. Eagles (9/14); surpassed 20,000 combined yards in career at Houston (10/12) after rushing and receiving for 106 yards; tied Jim Brown's career rushing TD mark of 106 in finale at Dallas (12/21) and now trails Brown in total TD's 126-120. . . Had 4 100-yard games to boost career total to 77. . . Ran for 139 yards on 20 carries and caught 3 passes for 69 yards (57 lg) at Tampa Bay (11/9) after dislocating big toe and leaving game in 3rd quarter of previous game. . . Caught 3 passes for 98 yards including 41-yard TD strike from Flutie in 48-14 win vs. Bucs (12/7). . . Opened season with 113-yard effort in win over Brown (9/7), other 100-yarder was 108 vs. Vikings (10/5). . . Team's second leading receiver with 37 grabs for 382 yards. **GAMES PLAYED:** 16. **GAMES STARTED:** 16.

PRO CAREER: Has streak of 174 consecutive regular season games through '86 season dating back to 10/19/75; has 168 consecutive starts. . . 16,193 rushing yards in career is tops in NFL annals, surpassing Jim Brown's 12,312 total on 10/7/84. . . Selected UPI offensive player of year in '85; also consensus all-pro after 1,551 yards and 4.8 yard gain per rush - 2nd highest in career. . . Set NFL record with 2,000 combined yards for 3rd straight year in '85. . . Had 10 100-yard games in '85, including streak of 9 straight to tie NFL mark (w/Marcus Allen). . . Won NEA Jim Thorpe Trophy and Maxwell Club Player of Year honors in '85. . . NFC Player of Month in October of '85 when he gained 425 yards in 84 carries, 6 TD's, 15 catches, 121 yards, 1 TD. . . Best '85 outing was 192 yards on 28 rushes and winning TD at Green Bay (11/3/85). . . Ran for 125 yards in playoff wins over Giants and Rams and 61 yards in Super Bowl XX. . . Owns 23 Bear records, 7 NFL records (rushing, combined yards, most 100-yard games, single game, rushing attempts, 3 consecutive years of 2000+ combined yards, 10 1,000-yard seasons) and shares 2 (rushing TD's in career w/Brown, 9 consecutive 100-yard games w/Allen). . . Bears have 54-23 record when he rushes for 100 yards. . . Has ranked in top 10 NFC rushers every year of career, 9 of 12 seasons in top 3; top 4 in NFL in 8 seasons, top 10 NFL rushers every year but rookie campaign. . . Claimed unprecedented 5th consecutive NFC rushing title in '80 with 1,460 yards. . . Youngest player to be voted NFL MVP at 23 in '77 after 1,852 yards rushing.

POST-SEASON HONORS: 1975 - None (all rookie runners Mike Thomas and Don Hardeman). 1976 - PFWA, AP all-Pro pick; Sporting News NFC Player-of-the-Year; runner up to Chuck Foreman NFL MVP by UPI; got 39 of possible 42 votes to UPI all-NFC team. . . Started Pro Bowl game for NFC. . . Chicago Red Cloud Athlete of the Year. . . 1977 - UPI Athlete of the Year; NFL MVP of PFWA, NEA (Thorpe Trophy), Mutual Radio, AP, FB Digest, Sport Magazine NFL Player-of-the-Year, AP NFL most valuable offensive player; UPI, Sporting News NFC Player-of-the-Year; only unanimous choice to NFC Pro Bowl squad; leading vote getter to UPI all-NFC Team. . . All pro pick AP, UPI, NEA, Pro FB Weekly Offensive Player-of-the-Year; won Seagram's "Oscar" award for football and \$10,000 prize; in '77 divisional playoff rushed 19 for 60 yards, 3 rec. for 33, 3 KOR's for 57; MVP for Pro Bowl with 13 for 77 yds., and game winning TD. . . 1978 - All Pro pick, NEA, PFWA; Pro Bowl starter; leading vote getter to UPI all-NFC team. 1979 - Pro Bowl starter; AP all-NFC; in wild card playoff rushed 16 for 67, 3 rec. for 52, 2 TD's had 84-yard run called back by "motion" penalty. . . 1980 - UPI all-NFC, 2nd Team NEA all-NFL, Pro Bowl backup; (11 carries for 40 yards; one complete pass; 3 rec. 11 yards). 1981 - None. . . 1982 - Wisconsin Pro Football Lombardi Dedication Award. 1983 - 2nd Team UPI all-NFC, 2nd Team NEA all-NFL, Pro Bowl backup; (11 carries for 40 yards; one complete pass; 3 rec. 11 yds). 1984 - 7th Pro Bowl appearance (11 carries, 76 yds., 1 TD, 3 rec., 54 yds); 1st team TSN, PFWA,

Payton, continued . . .

Football Digest, AP, NEA, UPI, PFWA. 1985 - 8th Pro Bowl appearance, 1st team all-NFL by AP and TSN, all-NFC by UPI, NEA, Football News.

COLLEGIATE: Football Round-Up College Player of the Year '74. . . Leading scorer in NCAA history. . . Led nation with 160 points in '73. . . First running back, 4th player selected in '75 draft (behind Bartkowski, R. White, Ken Huff). . . Scored 65 TD's rushed for 3,563 (6.1) yards, kicked five FG's and 54 PAT, caught 27 passes for 474 yards, had 39.0 punting average 43.0 kickoff return average, hit 14 of 19 passes for 4 TD's. . . Played in College All-Star (Pittsburgh 21-14), East-West and Senior Bowl games.

PERSONAL: Grand marshal of WLS-TV "Say No To Drugs" parade, May '87. . . Partner in 4 northwest suburban nightclubs including Pacific Club opened past off season; River North nightclub to open in near future. . . In process of writing autobiography with Bob Verdi due to come out in spring of '88; previously wrote autobiography "Sweetness" in '78. . . Other activities in spring of '87 include taking lessons to become helicopter pilot and co-hosting Saturday Night Live with 49ers' Joe Montana. . . Active in many charities including Athletes Against Drugs, Better Boys Foundation, United Way, Boy Scouts, March of Dimes, Peace Corps; recently chosen for national committee for Prevention of Child Abuse. . . Chosen Chicago's 1986 Sports Father of Year by Chicago Father's Day committee. . . Serves as spokesman for Buick, Wilson, Hilton Hotels, Wheaties (cover) and Kangaroos. . . Interests include drums, antique cars, privacy, fishing, hunting and motorcycling. . . Attended Columbia (MS) High but didn't start playing football until 11th grade. . . Father deceased, Mother (Alyne) resides in Columbia. . . Brother Eddie was former NFL player. . . Received BA in special education at Jackson State in 3½ years. . . Resides in suburban Barrington, IL. . . Married (Connie). . . One son (Jarrell). . . One daughter (Brittney). . . Nickname "Sweetness". . . Given name Walter Jerry Payton.

Payton's Pro Stats

Year/Club	Rushing					Receiving					Games/Starts
	No	Yds	Avg	LG	TD	No	Yds	Avg	LG	TD	
1986 Bears	321	1,333	4.2	41	8	37	382	10.3	57	1	16/16
1985 Bears	324	1,551	4.8	40	9	49	483	9.9	65	1	16/16
1984 Bears	381	1,684	4.4	72	11	45	368	8.2	31	0	16/16
1983 Bears	314	1,421	4.5	49	6	53	607	11.5	74	2	16/16
1982 Bears	148	596	4.0	26	1	32	311	9.7	40	0	9/9
1981 Bears	339	1,222	3.6	39	6	41	379	9.2	30	2	16/16
1980 Bears	317	1,460	4.6	69	6	46	367	8.0	54	1	16/16
1979 Bears	369	1,610	4.4	43	14	31	313	10.1	65	2	16/16
1978 Bears	333	1,395	4.2	76	11	50	480	9.5	61	0	16/16
1977 Bears	339	1,852	5.5	73	14	27	269	10.0	75	2	14/14
1976 Bears	311	1,390	4.5	60	13	15	149	9.9	34	0	14/14
1975 Bears	196	679	3.5	54	7	33	213	6.5	40	0	13/7
Career	3,692	16,193	4.4	76	106	459	4,321	9.4	75	14	178/172

Year/Club	Kickoff Returns				Passing				Combined Yards				
	No	Yds	Avg	TD	Att	Com	Yds	TD	Int	Rush	Rec.	Ret.	Total
1986 Bears	0	0	0.0	0	4	0	0	0	1	1,333	382	0	1,715
1985 Bears	0	0	0.0	0	5	3	96	1	0	1,551	483	0	2,034
1984 Bears	0	0	0.0	0	8	3	47	2	1	1,684	368	0	2,052
1983 Bears	0	0	0.0	0	6	3	95	3	2	1,421	607	0	2,028
1982 Bears	0	0	0.0	0	3	1	39	1	0	596	311	0	907
1981 Bears	0	0	0.0	0	2	0	0	0	0	1,222	379	0	1,601
1980 Bears	0	0	0.0	0	3	0	0	0	0	1,460	367	0	1,827
1979 Bears	0	0	0.0	0	1	1	54	1	0	1,610	313	0	1,923
1978 Bears	0	0	0.0	0	0	0	0	0	0	1,395	480	0	1,875
1977 Bears	2	95	47.5	0	0	0	0	0	0	1,852	269	95	2,216
1976 Bears	1	0	0.0	0	0	0	0	0	0	1,390	149	0	1,539
1975 Bears	14	444	31.7	0	1	0	0	0	1	679	213	444	1,336
Career	17	539	31.7	0	33	11	331	8	5	16,193	4,321	539	21,053

Also: 1 Pt for 39 yards in '75

Post-Season

Year/Club	Rushing					Receiving					Games/Starts
	No	Yds	Avg	LG	TD	No	Yds	Avg	LG	TD	
1986 Bears	14	38	2.7	9	0	1	-2	-2.0	-2	0	1/1
1985 Bears	67	186	2.8	12	0	8	52	6.5	19	0	3/3
1984 Bears	46	196	4.3	20	0	4	23	5.8	12	0	2/2
1979 Bears	16	67	4.2	12	2	3	52	17.3	31	0	1/1
1977 Bears	19	60	3.1	11	0	3	33	11.0	20	0	1/1
Career	162	547	3.8	20	2	19	158	8.3	31	0	8/8

Year/Club	Kickoff Returns				
	No	Yds	Avg	LG	TD
1977 Bears	3	57	19.0	27	0

**PAYTON vs. The NFL
Regular Season Rushing**

OPPONENT	GMS	ATT	YDS	AVG	TDS	100-YARD GAMES	AVG YARDS PER GAME
ATLANTA	7	139	503	3.6	3	2	71.9
BUFFALO	1	39	155	4.0	1	1	155.0
CINCINNATI	2	28	129	4.6	1	0	64.5
CLEVELAND	2	33	143	4.3	1	1	71.5
DALLAS	6	137	692	5.1	3	4	115.3
DENVER	5	98	538	5.5	2	2	107.6
DETROIT	24	483	1900	3.9	10	6	79.2
GREEN BAY	22	514	2413	4.7	17	13	109.7
HOUSTON	3	63	215	3.4	1	0	71.7
INDIANAPOLIS	3	37	115	3.1	1	1	38.3
KANSAS CITY	2	54	262	4.9	3	1	87.3
L.A. RAIDERS	4	97	359	3.7	5	2	89.8
L.A. RAMS	9	198	646	3.3	3	3	71.8
MIAMI	3	45	190	4.2	1	1	63.3
MINNESOTA	23	474	2240	4.7	16	12	97.4
NEW ENGLAND	3	39	151	3.9	0	0	50.3
NEW ORLEANS	6	130	792	6.1	6	5	132.0
N.Y. GIANTS	1	15	47	3.1	0	0	47.0
N.Y. JETS	2	48	106	2.2	0	0	53.0
PHILADELPHIA	5	125	564	4.5	1	2	112.8
PITTSBURGH	2	43	150	3.5	1	0	75.0
ST. LOUIS	6	130	525	4.0	6	3	87.5
SAN DIEGO	3	76	249	3.3	1	1	83.0
SAN FRANCISCO	7	162	774	4.8	8	4	110.6
SEATTLE	4	83	448	5.4	1	3	112.0
TAMPA BAY	18	386	1575	4.1	11	8	87.5
WASHINGTON	5	63	312	5.0	3	2	62.4

THE TOP 10 AVERAGE PER CARRY DAYS

THE BOTTOM 10 DAYS RUSHING YARDAGE

- 1) 10.16 (18-183) vs. Saints (12/14/80)
- 2) 8.95 (20-179) vs. Broncos (9/9/84)
- 3) 8.91 (23-205) at Green Bay (10/30/77)
- 4) 7.91 (23-182) vs. Vikings (9/9/79)
- 5) 7.42 (19-141) at Minnesota (10/10/76)
- 6) 7.36 (19-140) vs. Saints (10/2/76)
- 7) 7.13 (22-157) at Denver (10/16/78)
- 8) 7.04 (23-162) at San Francisco (10/28/79)
- 9) 6.95 (23-160) vs. Lions (9/18/77)
- 10) 6.95 (20-139) at Tampa Bay (11/9/86)

- 1) 0 (10 carries) at Detroit (10/12/75)
- 2) 0 (8) vs. Colts (9/21/75)
- 3) 2 (4) at Los Angeles (11/23/75)
- 4) 4 (3) at Baltimore (9/25/83)
- 5) 5 (5) vs. Redskins (10/11/81)
- 6) 6 (7) vs. Redskins (9/29/85)
- 7) 20 (8) vs. Saints (9/19/82)
- 8) 24 (9) '78 Pro Bowl (1/29/79)
- 9) 26 (14) at Detroit (9/12/82)
- 10) 26 (7) vs. Dolphins (11/2/75)

DATE	OPPONENT	ATT	YDS	LONG	TD
9/21	BALTIMORE	8	0	3	0
9/28	PHILADELPHIA	21	95	23	0
10/5	@ MINNESOTA	18	61	15	0
10/12	@ DETROIT	10	0	3	0
10/19	@ PITTSBURGH	10	44	27	0
10/27	MINNESOTA	10	44	27	0
11/2	MIAMI	7	26	7	1
11/9	GREEN BAY	14	49	19	0
11/16	@ SAN FRANCISCO	23	105	19	0
11/23	@ GREEN BAY	4	2	2	0
11/30	SEATTLE	18	89	21	0
12/7	@ GREEN BAY	12	40	9	1
12/10	GREEN BAY	27	65	18	2
12/14	ST. LOUIS	17	58	20	1
12/21	@ NEW ORLEANS	25	134	54	1
12/28	1976				
1/4	DETROIT	12	40	9	1
1/10	@ GREEN BAY	12	40	9	1
1/17	DETROIT	17	57	18	2
1/24	ST. LOUIS	12	37	10	1
1/31	@ NEW ORLEANS	25	134	54	1
2/7	1976				
2/14	DETROIT	10	44	27	0
2/21	MIAMI	7	26	7	1
2/28	@ DENVER	10	16	10	0
3/7	@ TAMPA BAY	10	22	3	1
3/14	DETROIT	15	34	8	0
3/21	MIAMI	22	57	76	0
3/28	@ TAMPA BAY	19	82	19	0
4/4	GREEN BAY	27	123	19	0
4/11	OAKLAND	27	123	19	0
4/18	DETROIT	10	8	6	2
4/25	MINNESOTA	24	58	6	2
5/2	@ DETROIT	22	77	9	1
5/9	@ SAN FRANCISCO	21	62	16	0
5/16	ST. LOUIS	26	101	13	1
5/23	1978				
5/30	OPPONENT	ATT	YDS	LONG	TD
6/6	1978				
6/13	1978				
6/20	1978				
6/27	1978				
7/4	1978				
7/11	1978				
7/18	1978				
7/25	1978				
8/1	1978				
8/8	1978				
8/15	1978				
8/22	1978				
8/29	1978				
9/5	1978				
9/12	1978				
9/19	1978				
9/26	1978				
10/3	1978				
10/10	1978				
10/17	1978				
10/24	1978				
10/31	1978				
11/7	1978				
11/14	1978				
11/21	1978				
11/28	1978				
12/5	1978				
12/12	1978				
12/19	1978				
12/26	1978				
1/2	1979				
1/9	1979				
1/16	1979				
1/23	1979				
1/30	1979				
2/6	1979				
2/13	1979				
2/20	1979				
2/27	1979				
3/6	1979				
3/13	1979				
3/20	1979				
3/27	1979				
4/3	1979				
4/10	1979				
4/17	1979				
4/24	1979				
5/1	1979				
5/8	1979				
5/15	1979				
5/22	1979				
5/29	1979				
6/5	1979				
6/12	1979				
6/19	1979				
6/26	1979				
7/3	1979				
7/10	1979				
7/17	1979				
7/24	1979				
7/31	1979				
8/7	1979				
8/14	1979				
8/21	1979				
8/28	1979				
9/4	1979				
9/11	1979				
9/18	1979				
9/25	1979				
10/2	1979				
10/9	1979				
10/16	1979				
10/23	1979				
10/30	1979				
11/6	1979				
11/13	1979				
11/20	1979				
11/27	1979				
12/4	1979				
12/11	1979				
12/18	1979				
12/25	1979				
1/1	1980				
1/8	1980				
1/15	1980				
1/22	1980				
1/29	1980				
2/5	1980				
2/12	1980				
2/19	1980				
2/26	1980				
3/5	1980				
3/12	1980				
3/19	1980				
3/26	1980				
4/2	1980				
4/9	1980				
4/16	1980				
4/23	1980				
4/30	1980				
5/7	1980				
5/14	1980				
5/21	1980				
5/28	1980				
6/4	1980				
6/11	1980				
6/18	1980				
6/25	1980				
7/2	1980				
7/9	1980				
7/16	1980				
7/23	1980				
7/30	1980				
8/6	1980				
8/13	1980				
8/20	1980				
8/27	1980				
9/3	1980				
9/10	1980				
9/17	1980				
9/24	1980				
10/1	1980				
10/8	1980				
10/15	1980				
10/22	1980				
10/29	1980				
11/5	1980				
11/12	1980				
11/19	1980				
11/26	1980				
12/3	1980				
12/10	1980				
12/17	1980				
12/24	1980				
12/31	1980				
1/7	1981				
1/14	1981				
1/21	1981				
1/28	1981				
2/4	1981				
2/11	1981				
2/18	1981				
2/25	1981				
3/4	1981				
3/11	1981				
3/18	1981				
3/25	1981				
4/1	1981				
4/8	1981				
4/15	1981				
4/22	1981				
4/29	1981				
5/6	1981				
5/13	1981				
5/20	1981				
5/27	1981				
6/3	1981				
6/10	1981				
6/17	1981				
6/24	1981				
7/1	1981				
7/8	1981				
7/15	1981				
7/22	1981				
7/29	1981				
8/5	1981				
8/12	1981				
8/19	1981				
8/26	1981				
9/2	1981				
9/9	1981				
9/16	1981				
9/23	1981				
9/30	1981				
10/7	1981				
10/14	1981				
10/21	1981				
10/28	1981				
11/4	1981				
11/11	1981				
11/18	1981				
11/25	1981				
12/2	1981				
12/9	1981				
12/16	1981				
12/23	1981				
12/30	1981				
1/6	1982				
1/13	1982				
1/20	1982				
1/27	1982				
2/3	1982				
2/10	1982				
2/17	1982				
2/24	1982				
3/2	1982				
3/9	1982				
3/16	1982				
3/23	1982				
3/30	1982				
4/6	1982				
4/13	1982				
4/20	1982				
4/27	1982				
5/4	1982				
5/11	1982				
5/18	1982				
5/25	1982				
6/1	1982				
6/8	1982				
6/15	1982				
6/22	1982				
6/29	1982				
7/6	1982				
7/13	1982				
7/20	1982				

1981

DATE	OPPONENT	ATT	YDS	LONG	TD
9/6	GREEN BAY	19	81	14	1
9/13	@ SAN FRANCISCO	27	97	12	1
9/20	TAMPA BAY	21	64	16	0
9/28	L.A. RAMS	17	45	11	0
10/4	@ MINNESOTA	20	49	13	0
10/11	WASHINGTON	5	5	8	0
10/19	@ DETROIT	19	89	18	
10/25	SAN DIEGO	36	107	11	1
11/1	@ TAMPA BAY	22	92	25	1
11/8	@ KANSAS CITY	21	70	7	0
11/15	@ GREEN BAY	22	105	16	1
11/22	DETROIT	13	37	9	0
11/26	@ DALLAS	38	179	39	0
12/6	MINNESOTA	33	112	12	0
12/13	@ OAKLAND	7	28	12	0
12/20	DENVER	19	62	10	0

1982

DATE	OPPONENT	ATT	YDS	LONG	TD
9/12	@ DETROIT	14	26	5	0
9/19	NEW ORLEANS	8	20	10	0
11/21	DETROIT	21	87	16	0
11/28	@ MINNESOTA	12	67	17	0
12/5	NEW ENGLAND	13	70	15	0
12/12	@ SEATTLE	14	40	13	0
12/19	ST. LOUIS	20	73	11	0
12/26	@ L.A. RAMS	20	104	26	1
1/2/83	@ TAMPA BAY	26	109	10	0

1983

DATE	OPPONENT	ATT	YDS	LONG	TD
9/4	ATLANTA	20	103	20	0
9/11	TAMPA BAY	17	45	10	0
9/18	@ NEW ORLEANS	28	161	49	1
9/25	@ BALTIMORE	3	4	3	0
10/2	DENVER	23	91	8	0
10/9	MINNESOTA	20	102	23	2
10/16	@ DETROIT	15	86	20	0
10/23	@ PHILADELPHIA	30	82	9	0
10/30	DETROIT	20	80	16	1
11/6	@ L.A. RAMS	14	62	16	0
11/13	PHILADELPHIA	23	131	20	0
11/20	@ TAMPA BAY	22	106	12	2
11/27	SAN FRANCISCO	16	68	23	0
12/4	@ GREEN BAY	16	58	12	0
12/11	@ MINNESOTA	17	94	22	0
12/18	GREEN BAY	30	148	13	0

1984

DATE	OPPONENT	ATT	YDS	LONG	TD
9/2	TAMPA BAY	16	61	11	0
9/9	DENVER	20	179	72	1
9/16	@ GREEN BAY	27	110	12	0
9/23	@ SEATTLE	24	116	25	0
9/30	DALLAS	25	155	20	1

10/7	NEW ORLEANS	32	154	25	1
10/14	@ ST. LOUIS	23	100	20	1
10/21	@ TAMPA BAY	20	72	13	2
10/28	MINNESOTA	22	54	7	0
11/4	L.A. RAIDERS	27	111	18	2
11/11	@ L.A. RAMS	13	60	26	0
11/18	DETROIT	29	66	15	0
11/25	@ MINNESOTA	23	117	39	1
12/3	@ SAN DIEGO	23	92	14	1
12/9	GREEN BAY	35	175	15	1
12/16	@ DETROIT	22	62	21	0
PLAYOFFS					
12/30	@ WASHINGTON	24	104	12	0
1.6.85	@ SAN FRANCISCO	22	92	20	0

1985

DATE	OPPONENT	ATT	YDS	LONG	TD
9/8	TAMPA BAY	17	120	26	0
9/15	NEW ENGLAND	11	39	7	0
9/19	@ MINNESOTA	15	62	10	0
9/29	WASHINGTON	7	6	3	0
10/6	@ TAMPA BAY	16	63	15	2
10/13	@ SAN FRANCISCO	24	132	17	2
10/21	GREEN BAY	25	112	20	2
10/27	MINNESOTA	19	118	15	0
11/3	@ GREEN BAY	28	192	27	1
11/10	DETROIT	26	107	19	0
11/17	@ DALLAS	22	132	35	0
11/24	ATLANTA	20	102	40	1
12/2	@ MIAMI	23	121	15	0
12/8	INDIANAPOLIS	26	111	16	1
12/14	@ N.Y. JETS	28	53	9	0
12/22	@ DETROIT	17	81	15	0
PLAYOFFS					
1.5.86	N.Y. GIANTS	27	93	12	0
1/12	L.A. RAMS	18	32	8	0
1/26	NEW ENGLAND	22	61	7	0

1986

DATE	OPPONENT	ATT	YDS	LONG	TD
9/7	CLEVELAND	22	113	19	1
9/14	PHILADELPHIA	34	177	18	1
9/22	@ GREEN BAY	18	57	8	1
9/28	@ CINCINNATI	10	51	29	0
10/5	MINNESOTA	26	108	41	1
10/12	@ HOUSTON	22	76	17	1
10/19	@ MINNESOTA	9	28	12	0
10/26	DETROIT	21	67	11	0
11/3	L.A. RAMS	19	61	14	0
11/9	@ TAMPA BAY	20	139	26	0
11/16	@ ATLANTA	20	69	14	0
11/23	GREEN BAY	17	85	15	0
11/30	PITTSBURGH	31	90	9	1
12/7	TAMPA BAY	20	78	18	1
12/15	@ DETROIT	19	83	18	0
12/21	@ DALLAS	13	51	17	1
PLAYOFFS					
1/3/87	WASHINGTON	14	38	9	0



WILLIAM PERRY

72

Defensive Tackle Clemson

3rd Year

Ht: 6-2

Wt: 317

Born: 12/16/62
Aiken, SC

Acquisition: Selected in 1st round (22nd player) of 1985 draft.

1986 SEASON: Turned in solid performance as full-time starter at right tackle. . . Finished 7th on team in tackles (84) and 7th in sacks (5). . . Also credited with causing two fumbles. . . Had 10-tackle performances vs. Eagles (9/14) and vs. Rams (11/3). . . Registered two sacks at Tampa (11/9), also had takedowns vs. Eagles, Lions (10/26) and at Dallas (12/21). . . Appeared in goal line situations but only had one carry during season and fumbled vs. Packers (11/23). **GAMES PLAYED:** 16. **GAMES STARTED:** 16.

PRO CAREER: Became most publicized rookie in NFL history after playing both ways as DT and goal line fullback. . . Started second half of '85 season at DT, replacing Mike Hartenstein (Hampton moved from tackle to end). . . Emerged as fullback vs. Packers on Monday Night Football (10/21/85) and scored on 1-yard run while making lead block on two Payton TD runs. . . Also rushed for TD vs. Falcons (11/24) and caught 4-yard TD pass at Green Bay (11/3/85). . . Made first pro sack vs. Vikings (10/27/85) and finished with 5. . . Had 2 sacks, 5 tackles vs. Lions (11/10/85) in best outing. . . Raced 59 yards after recovering fumble at Detroit (12/22/85). . . Had 5 tackles in playoff win over Giants; sack and two stops vs. Rams. . . One-yard TD run vs. Pats in Super Bowl. . . Made debut as ball carrier in final two plays at S.F. (10/13/85).

COLLEGIATE, PERSONAL: Nicknamed "Refrigerator" by college teammate who took note of Perry's wide configuration while standing in elevator, thus consuming entrance way. . . Outland and Lombardi trophy finalist as senior. . . Led Tigers in tackles with 100 as senior becoming first down lineman to lead team in tackles. . . All-time Clemson sack leader with 25, including 10 as senior. . . Had 16 tackles vs. Maryland in '84 - 3rd highest total of down lineman in school history. . . Led nation in tackles for loss with 2.45 average (27 in 11 games) in '84. . . All-time Clemson leader in fumble involvement (caused and recovered) in career with 15. . . Three-sport letterman in high school. . . Married (Sherry). . . Two daughters (Latavia, Norie Shanta). . . Has been involved in several product endorsements since October '85, including Pontiac, Kraft, McDonalds, Coca-Cola. . . Avid fisherman and basketball player.

Perry's Pro Stats

Year/Club	Int/ Yds	Tkls/ Solo	Fum Rec	Force Fum	Pass Def	Blk Kick	Sack/ Yds	Games/ Starts
1986 Bears	0/0	84/51	0	2	2	0	5/42	16/16
1985 Bears	0/0	31/26	2	0	2	0	5/42	16/9
Career	0/0	115/77	2	2	4	0	10/84	32/25
Post-Season								
1986	0/0	5/3	0	0	0	0	0/0	1/1
*1985	0/0	8/7	0	0	0	0	1/7	3/3
Career	0/0	13/10	0	0	0	0	1/7	4/4

*also: 1 rush for 1 yard and TD

'85: 5 rushes, 7 yards, 2 TD's, 1 rec, 4 yds, TD; '86: 1 rush, 0 yards

Perry's Single Game Highs

Most Tackles: 10 vs. Eagles (9/14/86);

Most Sacks: 2, vs. Lions (11/10/85); at Tampa (11/9/86)

vs. Rams (11/3/86)

Most Solos: 8 vs. Rams (11/3/86)

REGGIE PHILLIPS

48

Cornerback


SMU

3rd Year

Ht: 5-10

Wt: 170

Born: 12/29/60
Houston, TX



Acquisition: Selected in 2nd round (49th player) of 1985 draft.

1986 SEASON: Started first 8 games at right cornerback before losing job to Vestee Jackson. . . Had first career regular season interception vs. Vikings (10/5). . . Career-high 7 tackles, including 3 solos at Green Bay (9/22). . . Tied for 3rd on team with 10 passes defended. . . Played extensively vs. Redskins in playoffs after second half injury to Jackson and had 2 tackles. . . Claimed cornerback spot in training camp when void was created due to Les Frazier's injury. **GAMES PLAYED:** 16. **GAMES STARTED:** 8.

PRO CAREER: Served primarily as back-up as rookie getting only starting nod vs. Lions (11/10/85). . . Had 3 tackles and pass defended vs. Lions. . . Impressive '85 post-season included 4 special teams tackles in playoffs and 28-yard interception return for TD in Super Bowl win over Patriots.

COLLEGIATE, PERSONAL: 2nd-team all-SWC selection by AP, UPI and Dallas Times Herald as senior. . . Led secondary in tackles with 52. . . Had 3 interceptions including TD on 100-yard return vs. Louisville to earn AP Southwest Player of the Week honors. . . Also recovered three fumbles and made two tackles for losses in Cardinal game. . . Had 32 tackles and broke up 5 passes as junior. . . 44.5 speed in 40. . . Played RB as prep at Houston Yates H.S. where he was Houston Top 60 honoree averaging 6.1 yards per carry as senior. . . Hobbies include bowling, tennis, horseback riding and bicycling. . . Married (Rachelle).

Phillips' Pro Stats

Year/Club	Interceptions				Tkls/ Solo	Fum		Pass Def	Blk Kick	Sack/ Yds	Games/ Starts
	No	Yds	LG	TD		Rec	Fum				
1986 Bears	1	6	6	0	31/16	1	0	10	0	0/0	16/8
1985 Bears	0	0	0	0	10/9	1	0	1	0	0/0	16/1
Career	1	6	6	0	41/25	2	0	11	0	0/0	32/9
Post-Season											
1986	0	0	0	0	2/0	0	0	0	0	0/0	1/0
1985	1	28	28	1	8/8	0	0	2	0	0/0	3/0
Career	1	28	28	1	10/8	0	0	2	0	0/0	4/0

Phillips' Single Game Highs

Most Tackles: 7, at Green Bay (9/22/86)

Most Solos: 3, at Green Bay (9/22/86)

Most Interceptions: 1, vs. Vikings (10/5/86)

Most Deflections: 2, three times

DAN RAINS

53

Linebacker

Cincinnati

4th Year

Ht: 6-1

Wt: 222

Born: 4/26/56
Rochester, PA



Acquisition: Signed as Free Agent, 5/14/82.

Rains, continued ...

1986 SEASON: Played as reserve linebacker and special teams player first 9 games of season before being placed on injured reserve (11/8) with knee injury. ... Had 3 tackles from linebacker post in win at Cincinnati (9/28). ... Expected to be 100% in 1987. ... Says Ditka: "We like people like Danny because he gives us everything he's got." **GAMES PLAYED:** 9. **GAME STARTED:** 0.

PRO CAREER: Spent 1985 season on IR after suffering knee injury on August 1, 1985 which required cartilage repair. ... Valuable special teamer who finished third in special teams tackles in '84 with 6. ... Had 7 tackles in reserve role as LB. ... Started 5 games in '83 and finished with 25 tackles, 19 solos. ... Career-high 6 stops vs. Lions (10/30/83). ... Discovered by Bears on a film of an '81 semi-pro game. ... Played in final 2 games of '82 after being placed on IR for hernia (7/9/82). ... Spent '80 season with Columbus Metros (semi-pro). ... Moved up a level in '81 and was defensive MVP of West Virginia Rockets of American Football Association.

COLLEGIATE, PERSONAL: Four-year letterman and MVP as senior at Cincinnati. ... Earned AP honorable mention all-America as senior. ... Played in Japan Bowl. ... Redshirted in '75. ... Native of Aliquippa, PA, same area as Mike Ditka and Jim Covert. ... Prepped at Aliquippa's Hopewell H.S. where he was teammate and backfield mate of Cowboy's Tony Dorsett. ... One of 10 children. ... BS degree in criminology. ... Involved in Sports Teams Organized for Prevention of Drug Abuse. ... Married (Debbie). ... One daughter. ... Given name Daniel Paul Rains.

Year/Club	Interceptions				Rains' Pro Stats							Games/ Starts
	No	Yds	LG	TD	Tkls Solo	Fum Rec	Force Fum	Pass Def	Blk Kick	Sack Yds		
1986 Bears	0	0	0	0	3/3	0	0	0	0	0/0	9/0	
1985 Bears	DNP											
1984 Bears	0	0	0	0	7/5	0	1	0	0	0/0	16/0	
1983 Bears	0	0	0	0	25/19	1	1	0	0	0/0	15/0	
1982 Bears	0	0	0	0	0/0	0	0	0	0	0/0	2/0	
Career	0	0	0	0	35/27	1	2	0	0	0/0	42/5	
Post-Season												
1986	0	0	0	0	4/3	0	0	0	0	0/0	2/0	
Career	0	0	0	0	4/3	0	0	0	0	0/0	2/0	

Rains' Single Game Highs

Most Tackles: 6 vs. Lions (10/30/83)

Most Solos: 6 vs. Lions (10/30/83)



MIKE RICHARDSON

27

Cornerback

Arizona State

5th Year

Ht: 6-0

Wt: 188

Born: 5/23/61

Compton, CA

Acquisition: Selected in 2nd round (33rd player) of 1983 draft.

1986 SEASON: Had best season as pro, earning 2nd-team all-NFC honors by UPI. ... Led team in interceptions with 7; 6th in NFC. ... Also paced squad in passes defended. ... Earned game balls in two games in which he had 2 interceptions; picked-off 2 in fourth quarter of 13-10 overtime win against Eagles (9/14); also stole a pair at Atlanta (11/16). ... Had 6 solo tackles in opener vs. Browns (9/7); involved in 8 stops at Atlanta. ... Returned interception 43 yards and had 7 tackles in playoff game vs. Redskins (1/3/87). ... Did not allow touchdown pass against him in first 15 games of season. **GAMES PLAYED:** 16. **GAMES STARTED:** 16.

PRO CAREER: Led team with 25 passes defended in '85 and intercepted 4 passes, including one returned 36 yards for TD in 44-0 win at Dallas (11/17/85)... Best overall game in '85 was 4 tackles, 6 passes defended and interception returned for 90 yards vs. Redskins (9/29/85)... Missed two games after pulling hamstring vs. Vikings (10/27/85)... Missed 1½ games due to broken wrist in '84 (10/7-10/14)... 13 passes defended paced team in '84... Tied for 2nd w/Terry Schmidt with 5 interceptions in '83... Picked off 2 passes at Tampa Bay (11/20/83) and vs. Packers (12/18/83).

COLLEGIATE, PERSONAL: Four-time all-Pac Ten selection at Arizona State while leading Sun Devils all four years in tackles... Two-year consensus all-America... Set school record with 18 career interceptions (2 shy of conference mark)... Had 326 tackles, 9 sacks and 2 TD's in career... Has six sisters... All-America at Compton (CA) High... First defensive player to win California "Player of Year" Award... Has done modeling work the past two off-seasons... Enjoys ice cream, basketball, traveling, movies and riding his unicycle... Nickname "L.A." due to fondness of west coast... Business major... Given name Michael Calvin Richardson.

Richardson's Pro Stats

Year/Club	Interceptions				Tkls/	Fum	Force	Pass	Blk	Sack/	Games/ Starts
	No	Yds	LG	TD	Solo	Rec	Fum	Def	Kick	Yds	
1986 Bears	7	69	32	0	68/46	0	1	17	0	0/0	16/16
1985 Bears	4	174	90	1	41/37	1	2	25	0	0/0	14/14
1984 Bears	2	7	7	0	36/31	1	0	13	0	0/0	15/15
1983 Bears	5	9	6	0	68/57	1	0	20	1	0/0	16/14
Career	18	259	90	1	213/171	3	3	75	1	0/0	61/59
Post-Season											
1986	1	0	0	0	7/5	0	0	1	0	0/0	1/1
1985	0	0	0	0	5/3	0	0	4	0	0/0	3/3
1984	1	0	0	0	12/11	0	0	2	0	0/0	2/2
Career	2	0	0	0	24/19	0	0	7	0	0/0	6/6

Richardson's Single Game Highs

Most Tackles: 9 vs. Lions (10/30/83)

Most Solos: 9 vs. Lions (10/30/83)

Most Interceptions: 2 (four times)


Long Interception: 90 vs. Redskins (9/29/85)

Most Deflections: 6 vs. Redskins (9/29/85)

RON RIVERA 59

Linebacker California 4th Year

Ht: 6-3 Wt: 235 Born: 1/7/62
Monterey, CA



Acquisition: Selected in 2nd round (44th player) of 1984 draft.

1986 SEASON: Enjoyed best pro season, proving to be a valuable back up and special teams player... Led Bears in tackles vs. Lions (10/26) with 13 in first pro start for injured Singletary... Also started two weeks later at Tampa Bay (11/9) and led team with 8 tackles... Had the most tackles (35) among non-starters and finished 11th on team in solos (25)... Registered sack vs. Bucs (12/7) and was involved in 3 tackles in reserve role... Has experience at all three linebacker spots... "We didn't miss much of a beat in the two games he started," says Ditka. **GAMES PLAYED:** 16. **GAME STARTED:** 2.

Rivera, continued...

PRO CAREER: Scored first pro TD in season finale (12/22/85) at Detroit on fumble recovery... Had 4 tackles and 1 assist vs. Falcons (11/24/85) in extensive duty... Forced key fumble at Minnesota (9/19/85) to help in 33-24 win... Played in final 15 games of '84 campaign after sitting out season opener with bruised shoulder... Set back during rookie season after suffering sciatic nerve injury in first practice which sidelined him during preseason.

COLLEGIATE, PERSONAL: Finished great career at Cal by being a consensus first-team all-America, Lombardi Award finalist and Pac Ten co-defensive player of the year... Finished with 138 tackles (26 for loss) and 13 sacks as senior... Had 17 tackles as sophomore vs. Georgia and Oregon State; 17 as junior against Texas A & M... Three-year letterman in football, baseball and basketball at Seaside (CA) High... Father is career military man... Lived in Germany, Panama, Washington and Maryland before moving to Southern California... Sociology major... Serves as spokesman for Chicago Fire Department and can be heard in Spanish public service announcements endorsing fire alarms... Enjoys golf, racquetball and mexican food... Aspires career in coaching... Wife (Stephanie) was guard for women's basketball team at Cal... One son (Christopher).

Rivera's Pro Stats

Year/Club	Interceptions			TD	Tkls Solo	Fum Rec	Force Fum	Pass Def	Blk Kick	Sack Yds	Games/ Starts
	No	Yds	LG								
1986 Bears	0	0	0	0	35/25	0	0	1	0	1/2	16/2
1985 Bears	0	0	0	0	14/12	1t	1	0	0	.5/4	16/0
1984 Bears	0	0	0	0	6/5	0	0	0	0	0/0	15/0
Career	0	0	0	0	55/42	1	1	1	0	1.5/6	47/2
Post-Season											
1986	0	0	0	0	0/0	0	0	0	0	0/0	1/0
1985	0	0	0	0	6/6	0	0	0	0	0/0	3/0
1984	0	0	0	0	1/1	0	0	0	0	0/0	2/0
Career	0	0	0	0	7/7	0	0	0	0	0/0	6/0

Rivera's Single Game Highs

Most Tackles: 13 vs. Lions (10/26/86)

Most Solos: 9 vs. Lions (10/26/86)



LARRY RUBENS

52

Center

Montana State

4th Year

Ht: 6-2

Wt: 262

Born: 1/15/59

Spokane, WA

Acquisition: Signed as Free Agent, 8/13/86.

1986 SEASON: Joined team during training camp and earned spot as back-up to all-pro Jay Hilgenberg... Played in all 16 games, seeing mostly special teams action... Handled punt center duties throughout season... Also snapped for placements in playoff game vs. Redskins due to Hilgenberg's broken hand.

GAMES PLAYED: 16. GAMES STARTED: 0.

PRO CAREER: Starting center for Memphis Showboats of USFL in 1985 after sitting out 1984 season... Originally signed by Green Bay Packers as free agent in 1982 and spent two seasons there as reserve center... Specialized in long-snapping for Packers, handling all punt snaps during two-year tenure... Had 7 solos in '83 and 10 in '82 as solid special teams performer... Released by Packers during 1984 training camp.

COLLEGIATE, PERSONAL: Captained Montana State as junior and senior... Two-time all-Big Sky Conference selection... Physical Education major... Won three letters in both football and wrestling at Meade High in Spokane, WA... Married (Michelle)... Given name is Larry Duane Rubens.

Rubens' Pro Stats

Game/Starts: 41/0 – *1982 (9/0); *1983 (16/0); **Post-Season:** 3/0 – *1982 (2/0); 1986 (1/0)
1986 (16/0)

*Packers

THOMAS SANDERS 20

Running Back Texas A & M 3rd Year

Ht: 5-11 **Wt:** 203 **Born:** 1/4/62
Giddings, TX



Acquisition: Selected in 9th round (246th player) of 1985 draft.

1986 SEASON: Valuable back-up who finished second pro season 3rd on team in rushing (224 yards) while posting 8.3 yard per carry average and 5 TD's... Made only pro start vs. Steelers (11/30) and rushed for 19 yards on 3 carries... Earned game ball at Cincinnati (9/28) after gaining career-high 95 yards on 4 rushes, including 75-yard TD run – 2nd longest in NFC in '86... Had 2 TD's at Cincy and vs. Rams (11/3) in 69-yard outing on 8 carries... Also used as kick returner, leading team with 22 returns, his best being 44-yarder at Houston (10/12). **GAMES PLAYED:** 16. **GAMES STARTED:** 1.

PRO CAREER: Played behind Payton and Gentry as rookie in '85 and carried the ball in just 6 games... Best outing was 73-yard effort on 10 carries vs. Patriots (9/15/85)... Missed game at New York Jets (12/14/85) with knee and ankle sprain... Scored first pro TD vs. Falcons (11/24/85) on 1-yard run... Gained 15 yards on 4 carries in Super Bowl XX.

COLLEGIATE, PERSONAL: Led Texas A & M in rushing as senior with 738 yards and 4.4 average per rush... Had herniated disc surgery following '82 season and missed entire '83 campaign... Injury included excess calcium deposits that were pinching a nerve causing lost control of upper body muscles... Hobbies include horseback riding and dancing... All-district, all-state and all-America at Giddings (TX) High School... Industrial education major who enjoys woodworking.

Sanders' Pro Stats

Year/Club	Rushing					Receiving					Games/Starts
	No	Yds	Avg	LG	TD	No	Yds	Avg	LG	TD	
1986 Bears	27	224	8.3	75	5	2	18	9.0	18	0	16/1
1985 Bears	25	104	4.2	28	1	1	9	9.0	9	0	15/0
Career	52	328	6.3	75	6	3	27	9.0	18	0	31/1
'86 KOR's: 22 for 399, 18.1 avg., 44 long											
Post-Season											
1986	0	0	0.0	0	0	0	0	0.0	0	0	1/0
1985	4	15	3.8	10	0	0	0	0.0	-0	0	3/0
Career	4	15	3.8	10	0	0	0	0.0	0	0	4/0

Sanders' Single Game Highs

Most Rushes: 8 vs. Rams (11/3/86) Most Yards, Rec: 18 at Detroit (12/15/86)
 Most Yards, Rush: 95 at Cincinnati (9/28/86) Long Catch: 18 at Detroit (12/15/86)
 Long Rush: 75t at Cincinnati (9/28/86) Most KOR's: 4, vs. Cleveland (9/7/86)
 Most Catches: 1, three times Long KOR: 44, at Houston (10/12/86)



MIKE SINGLETARY

50

Linebacker

Baylor

7th Year

Ht: 6-0

Wt: 235

Born: 10/9/58
Houston, TX

Acquisition: Selected in 2nd round (38th player) of 1981 draft.

1986 SEASON: Turned in another highly productive season, earning 4th straight Pro Bowl appearance and 1st-team all-NFL honors by AP, NEA, PFWA, The Sporting News and Pro Football Weekly. . . Finished second on team in tackles (129) and has now finished first or second on team in tackles each of his 6 NFL seasons. . . Had 79 tackles in first 7 games of season before pulling groin in 3rd quarter at Minnesota (10/19). . . Missed game the next week vs. Lions (10/26) to break string of 73 straight regular season starts. . . Played less than full-speed vs. Rams (11/3) and missed next week at Tampa (11/9) before returning for remainder of season. . . Season-high 14 tackles vs. Eagles (9/14), also had 13 vs. Vikings (10/5). . . Returned to hometown and had 11 tackles and sack at Houston (10/12). . . Recorded only interception of season vs. Steelers (11/30). **GAMES PLAYED:** 14. **GAMES STARTED:** 14.

PRO CAREER: Has served as defensive captain since 1983. . . Defensive Player of the Year in '85 by AP and UPI. . . Consensus all-NFL choice after finishing 2nd on team with 113 tackles including career-high 14 stops at Green Bay (11/3/85). . . Named NFC Player of Week vs. Patriots (9/15/85) after 7 tackles, 3 sacks and 1 interception. . . Recorded 13 tackles and sack in '85 playoffs; 2 fumble recoveries in Super Bowl XX. . . Consensus all-NFL choice and Pro Bowl following '83 and '84 seasons. . . Paced team in tackles in '83 (148) and '84 (116). . . Led team with 4 fumble recoveries in '83; 2nd on team with 3 forced fumbles in '84. . . Tied for 2nd on club with 71 tackles in '82. . . Started last 9 games of '81 and earned all-rookie honors by PFWA, UPI, PFW and Football Digest. . . Earned first game ball following 10 tackles and forced fumble vs. Chiefs (11/8/81). . . Bears received choice to draft him from 49ers for 5th round pick and exchange of 2nd round positions to skip past Vikings.

COLLEGIATE, PERSONAL: One of greatest players of SWC history, earning consensus all-American honors final two seasons while being tabbed conference "player of year" both seasons. . . Only junior selected to all-SWC team of the '70s. . . Averaged 15 tackles per game over career at Baylor. . . Established school record with 232 tackles in '78. . . Posted 20 tackles or more in 4 games; 30 tackles or more 3 times including career-high 33 stops vs. Arkansas. . . Never had less than 10 tackles in game while at Baylor. . . Finalist in '80 Lombardi Trophy voting. . . Served as team captain final two seasons. . . Final college stats: 662 tackles, 351 solos, 6 fumble recoveries, 18 passes defended. . . Product of Houston's Worthing H.S. . . Active in community services, speaking to various youth groups in Chicago and Houston; also FCA, Hemophilia Foundation of Illinois, Drug and Substance Abuse. . . Favorite book: "The Amazing Results of Positive Thinking" by Norman Vincent Peale. . . Aspires to own health spa/resort after career. . . BA degree in management. . . Married (Kim). . . One daughter (Kristin).

Singletary's Pro Stats

Year/Club	Interceptions				TklS/ Solo	Fum Rec	Force Fum	Pass Def	Blk Kick	Sack/ Yds	Games/ Starts
	No	Yds	LG	TD							
1986 Bears	1	3	3	0	129/68	0	1	9	0	2/15	14/14
1985 Bears	1	23	23	0	113/89	3	0	5	0	3/24	16/16
1984 Bears	1	4	4	0	116/81	1	3	4	0	3.5/24	16/16
1983 Bears	1	0	0	0	148/118	4	1	7	0	3.5/23.5	16/16
1982 Bears	0	0	0	0	71/61	1	1	2	0	1/9	9/9
1981 Bears	1	-3	-3	0	72/60	0	1	4	0	0/0	16/9
Career	5	27	23	0	649/477	9	7	31	0	13/95.5	87/80

Singletery, continued ...

Post-Season

1986	0	0	0	0	12/7	0	0	0	0	0/0	1/1
1985	0	0	0	0	15/10	3	0	2	0	1/11	3/3
1984	0	0	0	0	9/6	0	0	2	0	0/0	2/2
Career	0	0	0	0	36/23	3	0	4	0	1/11	6/6

Singletery's Single Game Highs


Most Tackles: 14 at Green Bay (11/3/85);
vs. Eagles (9/14/86)

Most Solos: 14 at Green Bay (11/3/85)
Most Sacks: 3 vs. Patriots (9/15/85)

MATT SUHEY 26

Fullback Penn State 8th Year

Ht: 5-11 Wt: 215 Born: 7/7/58
State College, PA



Acquisition: Selected in 2nd round (46th player) of 1980 draft.

1986 SEASON: Completed another solid season as team's 2nd leading rusher (270 yards) and 4th leading receiver (24 receptions) ... Started 13 games and played extensively in all 17 (including playoff) ... Earned game ball in season opener vs. Browns (9/7) after catching 6 passes for 85 yards and rushing for 22 yards and 1 TD ... Best rushing outing of season was 42 yards on 11 carries and TD at Detroit (12/15) ... Regarded as team's best blocking back ... Long run of 17 yards vs. Bucs (12/7). **GAMES PLAYED:** 16. **GAMES STARTED:** 13.

PRO CAREER: Finished '85 campaign with outstanding Super Bowl XX performance - 52 yards rushing on 11 carries and first TD of game on 11-yard run; also 1 catch for 24 yards ... Has finished as team's 2nd leading rusher the last six years ... Started every game in '85 (471 yards) and '84 (424 yards) ... 3 100-yard rushing games in career ... Last 100-yard game was 102-yard effort vs. Lions (11/10/85) ... Caught 2 TD passes from Payton on halfback option in '84 ... Key 33-yard catch set up TD in playoff win over Redskins (12/30/84) ... Turned in best statistical season in '83 rushing for 681 yards on 141 attempts ... Had first 100-yard game vs. Tampa Bay (11/20/83), rushing 19 times for 112 yards ... Game ball performances vs. Vikings (12/11/83) after rushing 17 times for 101 yards and passing 74 yards to Payton for TD ... Started one game as rookie in '80 and became full-time starter in '81 ... Accounted for 180 combined yards at Pittsburgh - 130 by KOR (9/28/80).

COLLEGIATE, PERSONAL: 4th leading rusher in Penn State history with 2,818 yards, trailing Curt Warner, D.J. Dozier and Lydell Mitchell, ahead of John Cappelletti and Franco Harris ... 643 career rushing attempts is still Nittany Lions' record ... UPI all-East selection as senior; honorable mention all-America ... PSU's leading rusher in 77, 78 and 79 ... Played in Hula Bowl ... Also caught 39 passes for 328 yards for PSU ... Comes from family of Penn State gridders: maternal grandfather Bob Higgins was PSU all-America in 1919, played end for Canton Bulldogs against George Halas and Chicago Staleys in 1921 (Staley's won 10-0), and coached Lions from 1930-48; father Steve was an all-America guard at PSU in 1947 and played with Jim Finks and Steelers in '49. He was inducted into National Football Foundations College Hall of Fame in 1985; brothers Larry (RB) and Paul (LB) were on '76 Lions team with Matt ... Three-year all-state RB, also played LB ... Football captain, lettered in track and wrestling ... Resides in Highland Park, IL ... BS degree in marketing ... Donates time to several charities in Chicago during off-season ... Given name Matthew Jerome Suhey.

Suhey's Pro Stats

Year/Club	Rushing					Receiving					Games/Starts
	No	Yds	Avg	LG	TD	No	Yds	Avg	LG	TD	
1986 Bears	84	270	3.2	17	2	24	235	9.8	58	0	16/13
1985 Bears	115	471	4.1	17	1	33	295	8.9	35	1	16/16
1984 Bears	125	424	3.3	21	4	41	309	7.5	23	2	16/16
1983 Bears	149	681	4.6	39	4	49	428	8.8	52	1	16/13
1982 Bears	70	206	2.9	13	3	36	333	9.3	45	0	9/9
1981 Bears	150	521	3.5	26	3	33	168	5.1	15	0	15/14
1980 Bears	22	45	2.0	10	0	7	60	8.6	21	0	16/1
Career	715	2,618	3.7	39	17	223	1,828	8.2	58	4	104/82

1980: KOR, 406 yds., 21.4 avg; 1 PR, 4 yds., 4.0 avg.

Passing: 1-1-74 yds. (1 TD) at Vikings 12/11/83; 1984 0-1

Post-Season

1986	4	14	3.5	13	0	1	2	2.0	2	0	1/1
1985	23	108	4.7	11	1	4	36	9.0	24	0	3/3
1984	10	23	2.3	15	0	5	44	8.8	33	0	2/2
Career	37	145	3.9	15	1	10	82	8.2	33	0	6/6

Suhey's Single Game Highs

Most Rushes: 22 (64 yards) vs. Chargers, (10/25/81)

Most Yards, Rush: 112 (19 att.) at Tampa Bay, (11/20/83)

Long Rush: 39 at Tampa Bay (11/20/83)

Most Rec: 9 (87 yards) vs. Cardinals, (10/19/83)

Most Yards, Rec.: 89 (5 rec.) vs. Broncos, (10/2/83)

Long Catch: 58 vs. Browns, (9/7/86)

Combined Yards: 180 (twice) at Steelers (9/28/80) (130 by KOR, 50 by rushing);

at Vikings (12/11/83) (101 rush, 5 rec. 74 pass)

Most KOR: 6 vs. Vikings (9/21/80) (5-115); at Pittsburgh (9/28/80) (6-130)

Most Yards, KOR: 130 (6 ret.) at Pittsburgh (9/28/80)

Long KOR: 31 vs. Bengals (12/14/80)



TOM THAYER

57

Guard

Norte Dame

3rd Year

Ht: 6-4

Wt: 280

Born: 8/16/61
Joliet, IL

Acquisition: Selected in 4th round (91st player) of 1982 draft.

1986 SEASON: Started all 16 games at right guard. . . Solid performer who is strongest player on team bench pressing 500+ pounds. . . Has physical tools to become all-league player. . . Received game ball as part of offensive line that paved way for season-high 245 rushing yards vs. Bucs (12/7). . . Says Ditka, "He has as much talent as anybody in the league." **GAMES PLAYED:** 16. **GAMES STARTED:** 16.

PRO CAREER: Assumed starting RG position in 4th game of '85 campaign after season-ending injury to Kurt Becker. . . Selected to PFWA's all-rookie team in '85. . . Played in 46 games in 1985-86; 23 with USFL Blitz; 23 with Bears. . . Bears' 4th round draftee in '82, signed with Blitz and played two seasons in USFL. . . Started final 9 games of '83 for George Allen's team, helping team average 181 rushing yards in that stretch, compared to 132-yard average in 10 games prior to his arrival.

Thayer, continued...

COLLEGIATE, PERSONAL: All-America standout and four-time letterman at Notre Dame... Played guard, center and tackle at ND over four years; played one game at DT as freshman... Started 40 consecutive games for Irish beginning midway through freshman season... Honored as ND's top offensive lineman during spring drills as sophomore, junior and senior... Roommate of Dave Duerson when both were sophomores at Notre Dame... Brother-in-law of Atlanta Falcons' guard John Scully, a teammate at ND... Four-time letterman at Joliet Catholic H.S. as offensive and defensive lineman... Made Coach and Athlete "Super 11" prep all-star team and every Illinois all-state team... Led school to 33 straight football wins and four consecutive Illinois Class 4A state titles... Also lettered in wrestling and track as prep.

Thayer's Pro Stats

Games/Starts: 32/29 - 1985 (16/13); 1986 (16/16) **Post-Season:** 4/4 - 1985 (3/3); 1986 (1/1)

CALVIN THOMAS

33

Fullback

Illinois


6th Year

Ht: 5-11

Wt: 245

Born: 1/7/60

St. Louis, MO



Acquisition: Signed as Free Agent, 5/21/82.

1986 SEASON: Had best rushing output as professional, totaling 224 yards on 56 carries to rank 3rd (tie) on team... Saw most action in week 4 at Cincinnati (9/28) when he ran 11 times for 43 yards... Had 38 yards on 5 carries at Tampa (11/9) including season-long 23-yard run... 18-yard reception at Green Bay (9/22) was longest of career... Had at least one carry from scrimmage in every game of season... Rushed 3 times for 18 yards, 13 LG in playoff loss to Redskins (1/3/87). **GAMES PLAYED:** 16. **GAMES STARTED:** 0.

PRO CAREER: Rushed for 4 TD's in '85, including string of three consecutive games with TD... Best '85 outing was 27-yard effort on 6 carries vs. Falcons (11/24/85)... Missed 2 games due to knee injury... Scored winning TD vs. Colts (12/8/85) in 17-10 win... Career-high 57 yards on 5 rushes vs. Lions (11/18/84)... Also had 37-yard run against Lions, a career long... Scored first pro TD in '84 finale at Detroit... Played in final 13 games in '83 after recovering from shoulder separation suffered in final preseason game... Primarily used on special teams in '82 and '83... Played in 6 of last 7 games in '82.

COLLEGIATE, PERSONAL: Four-year letterman at Illinois... Had 1,194 yards on 325 carries, 8 TD's for Illini... Also caught 42 passes for 328 yards... All-state at St. Louis McKinley High... Hobbies include basketball, music... Sociology and History major... Married (Bernadette)... Given name Calvin Lewis Thomas.

Thomas' Pro Stats


Year/Club	Rushing					Receiving					Games/Starts
	No	Yds	Avg	LG	TD	No	Yds	Avg	LG	TD	
1986 Bears	56	224	4.0	23	0	4	18	4.5	18	0	16/0
1985 Bears	31	125	4.0	17	4	5	45	9.0	15	0	14/0
1984 Bears	40	186	4.7	37	1	9	39	4.3	9	0	16/0
1983 Bears	8	25	3.1	9	0	2	13	6.5	7	0	13/0
1982 Bears	5	4	0.8	3	0	0	0	0.0	0	0	6/0
Career	140	564	4.0	37	5	20	115	5.8	18	0	65/0

Post-Season

1986	3	18	6.0	13	0	0	0	0.0	0	0	1/0
1985	9	18	2.0	7	0	1	4	4.0	4	0	3/0
1984	2	7	3.5	5	0	1	13	13.0	13	0	2/0
Career	14	43	3.1	13	0	2	17	8.5	13	0	6/0

Thomas' Single Game Highs

Most Yards, Rush: 57 vs. Lions (11/18/84)	Most Rec: 3 at San Diego (12/3/84)
Most Rushes: 11 at Cincinnati (9/28/86)	Most Yards, Rec: 18 at Green Bay (9/22/86)
Long Rush: 37 vs. Lions (11/18/84)	Long Catch: 18 at Green Bay (9/22/86)



MIKE TOMCZAK

18

Quarterback Ohio State 3rd Year

Ht: 6-1 Wt: 195 Born: 10/23/62
Chicago, IL

Acquisition: Signed as Free Agent, 5/9/85.

1986 SEASON: Started more games (7) than any other quarterback on team, and won every start... Had three 200+ yard passing performances including game ball efforts at Tampa Bay (11/9) on 11 of 24 for 265 yards and TD (first of career; to Gault); also vs. Steelers (11/30) after completing 19 of 30 aeriels for 235 yards... Relieved injured McMahon in season opener vs. Browns (9/7) and guided team to 10 4th quarter points in 41-31 win... Started next two games before throwing just three passes in next five games as McMahon returned to lineup... Started five of last seven games after McMahon was placed on IR for season... Bruised leg in 1st quarter at Detroit (12/15) and missed remainder of game and saw limited action as reserve in following game at Dallas (12/21)... Replaced by Flutie as starter vs. Cowboys and in playoff loss to Redskins (1/3/86)... 85-yard pass to Moorehead at Atlanta tied for longest pass play of season in NFL... Only sacked 4 times - fewest of Bear QB's... Led team in pass attempts (151) and passing yards (1,105). **GAMES PLAYED: 13. GAMES STARTED: 7.**

PRO CAREER: Played in 6 games as rookie free agent in '85... Team's 3rd QB entire season... Made 4th quarter Super Bowl appearance... Completed 2 of 4 passes vs. Falcons (11/24/85) in only throwing performance... Threw 10-yard TD pass in pre-season loss at Dallas.

COLLEGIATE, PERSONAL: Three-year starter at Ohio State, leading team to three 9-3 seasons... Second leading passer in Buckeye history in yards (5,569), TD's (32), attempts (675), completions (376) and total offense (6,015)... Completed 145 of 244 for 1,952 as senior... Broke leg during spring practice prior to senior season but returned third week of '84 season to lead Buckeyes to Big Ten title and Rose Bowl... Prepped at Thornton Fractional North H.S. in Calumet City, IL where father Ron is head coach... Completed undergraduate studies at OSU during '87 spring... Resides in Chicago.

Tomczak's Pro Stats

Year/Club	Passing								Rushing					Games/Starts
	Att	Comp	Yds	Pct	LG	TD	Int	Rating	No	Yds	Avg	LG	TD	
1986 Bears	151	74	1105	49.0	85	2	10	50.2	23	117	5.1	16	1	13/7
1985 Bears	6	2	33	33.3	24	0	0	52.8	2	3	1.5	3	0	6/0
Career	157	76	1138	48.4	85	2	10	50.3	25	120	4.8	16	1	19/7
Post-Season	DNP													
1986	DNP													
1985	0	0	0	0.0	0	0	0	0.0	0	0	0.0	0	0	1/0
Totals	0	0	0	0.0	0	0	0	0.0	0	0	0.0	0	0	1/0

Tomczak's Single Game Highs

Most Pass Attempts: 30 (19 comp.) vs. Pittsburgh (11/30/86)	Completion Pct: .692 (9 of 13) at Green Bay (9/22/86)
Most Pass Completions: 19 (30 att.) vs. Pittsburgh (11/30/86)	Long Pass: 85 yards at Atlanta (11/16/86)
Most Yards, Passing: 265 (11 of 24) at Tampa Bay (11/9/86)	Most Interceptions: 2 (three times)
Most TD Passes: 1 (twice) at Tampa Bay (11/9/86) and vs. Tampa Bay (12/7/86)	Most Yards, Rushing: 36 (6 att.) at Atlanta (11/16/86)

KEITH VAN HORNE

78

Offensive Tackle USC

7th Year

Ht: 6-7

Wt: 285

Born: 11/6/57

Mt. Lebanon, PA



Acquisition: Selected in 1st round (11th player) of 1981 draft.

1986 SEASON: Started all 16 games plus playoff contest vs. Redskins at right tackle ... Dean of Bears' line, starting more games (77) than any other OL ... Hampered by strained neck throughout the season ... Originally hurt neck in opener vs. Browns (9/7) and missed most of 4th quarter; left game at Minnesota (10/19) in second half with same problem ... Has continued to develop into solid lineman, helping Bears lead NFL in rushing last four seasons and pace NFC in fewest sacks allowed (24) in '86. **GAMES PLAYED:** 16. **GAMES STARTED:** 16.

PRO CAREER: Turned in good '85 campaign, playing especially well in playoffs and Super Bowl ... Started 14 games in '84, missing two contests with pulled hamstring ... Ankle injury cut short '83 campaign after starting first 10 games ... Started all 9 games in '82 ... PFWA, UPI, Football Digest all-rookie choice in '81 when he started last 12 games ... Played LT in '81 preseason before making permanent switch to RT ... Has missed only 6 games since joining Bears ... First lineman chosen in '81 draft following great collegiate career.

COLLEGIATE, PERSONAL: Consensus all-America as senior and runner-up to Pitt's Mark May for '80 Outland Trophy ... Academic all-Pac Ten final two seasons ... Redshirted as freshman in '76 after foot injury ... Played in Hula Bowl with fellow Bear draftee Mike Singletary ... Trojans were 39-7-2 in his four years ... Two-year all conference TE/DL at Fullerton (CA) High (President Reagan's former school) ... Recruited by USC as 230 pound TE ... Brother Peter was signed by Cubs in '77 as 1B and CF ... Has BA degree in broadcast journalism ... Part-time disc jockey for WCKG radio in Chicago ... Mother resides in Clarendon Hills, IL ... Single ... Resides in Riverwoods, IL.

Van Horne's Pro Stats

Games/Starts: 83/77 - 1981 (14/12); 1982 (9/9); 1983 (14/10); 1984 (14/14); 1985 (16/16); 1986 (16/16)	Post-Season: 6/6 - 1984 (2/2); 1985 (3/3); 1986 (1/1)
---	--



HENRY WAECHTER 70

Defensive Tackle Nebraska 6th Year

Ht: 6-5 Wt: 270 Born: 2/13/58
Dubuque, Iowa

Acquisition: Signed as Free Agent, 12/5/84; Originally Bear's 7th round choice (173rd player) in 1982 draft.

1986 SEASON: Appeared as a reserve in all 16 games plus playoff . . . Backed up Perry and McMichael at both tackle positions . . . Registered 2 tackles at Cincinnati (9/28) and 1 vs. Bucs (12/7) . . . Also saw action on special teams. **GAMES PLAYED:** 16. **GAMES STARTED:** 0.

PRO CAREER: Had career-high 2.5 sacks during '85 season, plus a safety and final 2 points in 46-10 Super Bowl victory over Patriots after sacking Steve Grogan in 4th quarter. . . Waived 9/2/85; then resigned two days later following placement of TE Pat Dunsmore on IR. . . Recorded safety vs. Falcons (11/24/85). . . Started two games in '84 as replacement for injured Mike Hartenstine. . . Started two games as rookie for Al Harris at right end at New Orleans (9/19/82) and vs. Cardinals (12/19/82) and played in all 9 games. . . Waived prior to '83 season. . . Played final 12 games of '83 season with Colts. . . Waived by Colts following 4th game of '84 season.

COLLEGIATE, PERSONAL: Two-year starter at Nebraska after transferring from Waldorf (IA) Junior College. . . Had 119 tackles and 77 solos for Cornhuskers. . . Defensive player of game after 5 tackles and interception which led to TD vs. Iowa State in 31-7 win. . . All-America at Waldorf J.C. . . All-conference DT-DE at Western Dubuque H.S. . . . Earned business degree from Nebraska in spring of '86 . . . Given name Henry Carl Waechter.

Waechter's Pro Stats

Year/Club	Int/ Yds	Tkls/ Solo	Fum Rec	Force Fum	Pass Def	Blk Kick	Sack/ Yds	Games/ Starts
1986 Bears	0/0	3/3	0	0	0	0	0/0	16/0
1985 Bears	0/0	6/5	0	0	1	0	2.5/17.5	13/0
1984 Colts/Bears	0/0	10/8	0	0	2	0	1.5/13	6/2
1983 Colts	0/0	14/9	0	0	0	0	0/0	11/0
1982 Bears	0/0	15/10	0	0	1	0	0/0	9/2
Career	0/0	48/35	0	0	4	0	4/30.5	55/4
Post-Season								
1986	0/0	0/0	0	0	0	0	0/0	1/0
1985	0/0	1/1	0	0	0	0	1/5	3/0
1984	0/0	2/1	0	0	0	0	1/5	2/0
Career	0/0	3/2	0	0	0	0	2/10	6/0

Waechter's Single Game Highs

Most Tackles: 7 vs. Saints (9/19/82) Most Sacks: 2 at Detroit (12/16/84)
Most Solos: 6 vs. Saints (9/19/82)

FUTURE SUPER BOWLS

Super Bowl XXII	January 31, 1988	Jack Murphy Stadium, San Diego
Super Bowl XXIII	January 22, 1989	Joe Robbie Stadium, Miami
Super Bowl XXIX	January 28, 1990	Superdome, New Orleans

OTIS WILSON

55



Linebacker Louisville 8th Year

Ht: 6-2 Wt: 227 Born: 9/15/57
New York, NY

Acquisition: Selected in 1st round (19th player) of 1980 draft.

1986 SEASON: Led linebackers with 8 sacks (4th on team), while finishing 5th on team in tackles (104)... Played to level of 1985 season in which he was selected to play in Pro Bowl... Intercepted two passes in first four games... Named NFC Defensive Player of Week for 6-tackle, 2-sack, 2 fumble recovery performance in season finale at Dallas (12/21)... Earned game ball at Cincinnati (9/28) after interception, 7 tackles, pass defended and sack... Had two sacks in games at Atlanta (11/16) and at Dallas (12/21)... Registered a career-high 11 tackles vs. Lions (10/26)... Had 6 or more tackles in 11 of the 15 games in which he played... Finished season on strong note with 8 tackles and pass defended vs. Redskins (1/3) in playoff game... **GAMES PLAYED:** 15. **GAMES STARTED:** 15.

PRO CAREER: Earned Pro Bowl appearance following '85 campaign in which he was voted to all-NFL teams by UPI, Football News and College and Pro Football Weekly... Had 11.5 sacks during season (2nd on team) and then added 2 more in Super Bowl win over Patriots... Totaled 13 tackles, 1 forced fumble and 1/2 sack in two playoff wins... Had 3 interceptions in '85, a career-best... Named SI and NFC player of week at Dallas (11/17/85) after 5 tackles, 2 sacks, 5 hurries... 1st career safety vs. Packers (10/21/85)... Chosen NFC player of the month in November: 16 tackles, 2 1/2 sacks, 2 PD's... Emerged in '84 as all-league caliber player, finishing 5th on team in tackles (61), 4th in sacks (7 1/2)... Had 9-tackle, 1 1/2 sack performance vs. Raiders (11/4/84)... Missed game vs. Cowboys (9/30/84) with pulled groin... Team's 2nd leading tackler in '81 (81); third leading tackler in '83 (100)... Had 39-yard interception return for TD vs. Tampa Bay (1/2/83)... Made first pro start at Tampa Bay (12/20/80) in place of injured Jerry Muckensturm and responded with 7 tackles and pick-off... 1st linebacker taken in '80 draft.

COLLEGIATE, PERSONAL: Broke former Bear Doug Buffone's all-time single-season tackling record at Louisville with 175 stops in his senior year... Named NEA, TSN all-America while breaking the school's single season record... Ranks 2nd overall to Buffone in tackles (495-485) in career... Also had 10 interceptions, 8 fumble recoveries for Cardinals... Defensive MVP in '77 Independence Bowl... Played in East-West, Senior Bowl games... Spent freshman year at Syracuse before transferring... Prepped at Brooklyn's Thomas Jefferson High... Grew up in Brownsville neighborhood which produced John Brockington, basketball star World B. Free and WBA champ Eddie Mustafa Muhammad... Nickname: Big O... Hobbies include hunting and basketball... Married (Melinee)... One son (Quincy), one daughter (Chyla)... Given name Otis Ray Wilson.

Wilson's Pro Stats


Year/Club	Interceptions				Tkl/s/ Solo	Fum Rec	Force Fum	Pass Def	Blk Kick	Sack/ Yds	Games/ Starts
	No	Yds	LG	TD							
1986 Bears	2	31	21	0	104/52	3	1	4	0	8/66	15/15
1985 Bears	3	35	23	1	69/54	2	0	5	0	11.5/79.5	16/16
1984 Bears	0	0	0	0	61/47	0	1	3	0	7.5/75	15/15
1983 Bears	1	6	6	0	100/84	0	2	7	0	3/30	16/16
1982 Bears	2	39	39	1	40/31	0	0	1	0	2/9	9/9
1981 Bears	0	0	0	0	81/65	3	2	3	1	0/0	15/12
1980 Bears	2	4	4	0	15/13	0	0	1	0	2/18	16/1
Career	10	115	39	2	470/346	8	6	24	1	34/227.5	102/84

Post-Season

1986	0	0	0	0	8/4	0	0	1	0	0/0	1/1
1985	0	0	0	0	15/10	0	1	0	0	2.5/30	3/3
1984	0	0	0	0	8/4	1	0	1	0	1/2	2/2
Career	0	0	0	0	31/18	1	1	2	0	3.5/32	6/6

Wilson's Single Game Highs

Most Tackles: 11 vs. Lions (10/26/86)	Long Interception: 39t vs. Tampa Bay (1/2/83)
Most Solos: 10 vs. 49ers (11/27/83)	Most Sacks: 2 (five times)
Most Interceptions: 1 (10 times)	Long Fumble Return: 31 vs. Rams (9/28/81)



TIM WRIGHTMAN 80

Tight End UCLA 3rd Year

Ht: 6-3 Wt: 235 Born: 3/27/60
Harbor City, CA

Acquisition: Selected in 3rd round (62nd player) of 1982 draft.

1986 SEASON: Served as back-up to Emery Moorehead at tight end. . . Finished 6th in receptions (22) and 5th in yards receiving (241) while catching a pass in 13 of 16 games. . . Had career-high 5 catches for 67 yards vs. Steelers (11/30). . . Had 29-yard reception at Minnesota (10/19) and 26-yard grab at Dallas (12/21). . . Also plays on special teams. **GAMES PLAYED:** 16. **GAMES STARTED:** 0.

PRO CAREER: Contributed as rookie in '85, playing in all 19 games and starting twice. . . Had 3rd best yard-per-catch average on team (17.0). . . Only career TD came on 13-yard reception from McMahon at NY Jets (12/14/86). . . 49-yard grab vs. Patriots (9/15/85) was longest of career. . . 17 of 24 receptions in '85 came in last 11 games. . . Made first career NFL start at 49ers (10/13/85) and had 3 catches for 56 yards. . . Team's leading receiver during '85 preseason with 5 catches for 107 yards. . . Originally drafted by Bears in 3rd round of '82 but signed with Chicago Blitz to become first player in USFL. . . Had 6 catches in injury-riddled USFL stint.

COLLEGIATE, PERSONAL: All-America performer at UCLA where he caught 73 passes for 10 TD's in career. . . 5th player in Bruin history to receive unanimous all-America honors. . . All-Pac Ten selection as junior and senior. . . Returned to UCLA during last off-season to pursue degree. . . Spent summer of '86 studying to become comedian at Improvisations in West Hollywood; understudy of Tom Dreesen, a nationally acclaimed comedian from Chicago.

Wrightman's Pro Stats

Year/Club	Receiving					Games/Starts
	No	Yds	Avg	LG	TD	
1986 Bears	22	241	11.0	29	0	16/0
1985 Bears	24	407	17.0	49	1	16/2
Career	46	648	14.1	49	1	32/2
Post-Season						
1986	2	16	8.0	9	0	1/0
1985	2	54	27.0	46	0	3/0
Career	4	70	17.5	46	0	4/0

Wrightman's Single Game Highs

Most Catches: 5 vs. Steelers (11/30/86)	Most Yards, Receiving: 67 vs. Steelers (11/30/86)
Long Catch: 49 vs. Patriots (9/15/85)	

1987 BEAR DRAFT CHOICES

Round	Player	Round	Player	Round	Player
1	Jim Harbaugh	5	Will Johnson	9	Lakei Heimuli
2	Ron Morris	6	John Adickes	10	Dick Chapura
4	Sean Smith	7	Archie Harris	11	Tim Jessie
5	Steve Bryan	8	Paul Migliazzo	12	Eric Jeffries

JIM HARBAUGH 14

Quarterback Michigan Rookie

Ht: 6-3 Wt: 205 Born: 12/23/63
Kalamazoo, MI



Acquisition: Selected in 1st round (26th player) of 1987 draft.

SENIOR SEASON: One of premier quarterbacks in country, finishing as UPI Big Ten Conference offensive player of the year. . . TSN and AP all-America. . . Set school single season passing marks for yardage (2,557) and completions (167). . . All-Big Ten first-team selection. . . Became first passer in Michigan history to pass for over 2,000 yards in a season as he completed 167 of 254 passes (65.8%) for 2,557 yards and 10 TD's. . . Finished 2nd in country in passing efficiency with a 157.0 rating and 15th in total offense with 2,685 yards. . . Also chosen academic all-Big Ten. . . Rarely throws interceptions, throwing 149 times during one stretch without theft. . . Completed 15 of 23 passes for 239 yards and TD at Notre Dame and 14 of 18 passes for 171 yards and 2 scores against Oregon State. . . Threw for 310 yards in 15 of 24 performance vs. Wisconsin - his first 300-yard passing game. . . Earned Big Ten Offensive Player of Week vs. MSU after completing 14 of 22 passes for 297 yards and 2 TD's, also running for 1-yard TD. . . 7 rushing TD's led Big Ten quarterbacks.

COLLEGIATE, PERSONAL: Led NCAA as junior in passing efficiency while earning all-league honorable mention by AP and UPI. . . Completed 63.9% of passes as junior and threw 18 TD's and only 6 interceptions. . . 18 TD's a school record for single-season. . . Banner game against Ohio State included 16 of 19 for 230 yards, including 77-yard TD pass - 2nd longest in school history. . . Finished junior season on strong note, completing 41 of 50 passes for 706 yards, 9 TD's and 0 interceptions in final three regular season games. . . Won starting quarterback spot in spring ball prior to sophomore season and led UM to 3-1 start before suffering a broken arm vs. MSU which sidelined him for remainder of season. . . Outdueled Bernie Kosar and Miami in a 22-14 victory, completing 14 of 18 passes for 135 yards, including 45-yard TD strike. . . Saw limited action in one game as freshman. . . Redshirted in 1982. . . All-league choice in football, baseball and basketball at Palo Alto (CA) High where he threw for 2,093 yards and 34 TD's in 2 seasons. . . Averaged 19.8 points and 10.3 rebounds in basketball and batted .417 with 5-2 pitching mark in baseball as junior. . . Played sophomore season at Pioneer High in Ann Arbor. . . Communications major with 3.06 GPA in post-graduate studies. . . Father Jack was DB coach under Bo Schembechler at Michigan before coming defensive coordinator at Stanford, later being named head coach at Western Michigan. . . Presently Jack is assistant under cousin Mike Gottfried at Pittsburgh. . . Golf is among favorite hobbies.

Harbaugh's College Stats

Year/Club	Passing							Rushing				
	Att	Comp	Yds	Pct	TD	Int	LG	No	Yds	Avg	TD	LG
1986 Wolves	254	167	2,557	65.8	10	8	62	87	128	1.5	7	22
1985 Wolves	227	145	1,976	63.9	18	6	77	79	178	1.4	4	24
1984 Wolves	111	60	718	54.1	3	5	45	42	54	1.3	0	16
1983 Wolves	5	2	26	40.0	0	0	19	2	-15	-7.5	0	-2
Career	597	374	5,277	62.6	31	19	77	210	345	1.6	11	24



RON MORRIS

Wide Receiver SMU Rookie

Ht: 6-1 Wt: 190 Born: 11/14/64
Cooper, TX

Acquisition: Selected in 2nd round (54th player) of 1987 draft.

SENIOR SEASON: Dangerous deep threat who often required double coverage... Led team in receptions for 4th consecutive year with 48... First-team all Southwest Conference and all-American honorable mention... Effective on flanker reverses, gaining 125 yards on 11 carries, including 37-yard TD run... Caught 6 passes for 123 yards and TD vs. Rice... Starred in loss to Texas, gaining 162 yards on 6 receptions and 2 TD's; one score, a 66-yarder, came on play when he lined-up at halfback... Had 4 catches for 66 yards for West squad in a 24-21 win in East-West game.

COLLEGIATE, PERSONAL: Ranks 3rd on SMU's all-time receiving chart with 147 receptions for 2,410 yards and 14 TD's... Became only 3rd player in Mustang history to record 100 catches... Became 9th player in SWC annals to gain 2,000 receiving yards in career; 147 receptions is 6th in league history... Best game as junior was vs. Rice when he had 4 catches for 101 yards including 45-yard TD... 2 TD receptions led team as junior, 4 TD grabs led team as sophomore... Had 8 catches for 100 yards with 24-yard TD grab that sealed 24-20 win over Baylor in closing seconds... Caught 79-yard pass that set up TD to beat Arkansas and insure Mustangs tie of SWC title in '84... Best season ever by SMU freshman in '83 when he caught 41 passes for 688 yards and 2 TD's including 80-yard score vs. TCU that was winning points in 21-17 win... Had 7 receptions for 160 yards and TD vs. Texas-Arlington; 7 for 113 vs. Texas... Three-time all-district and district MVP at Cooper (TX) High where he was a Texas Blue Chipper and member of Texas Football Top 30... Rushed for 726 yards on 104 carries and caught 27 passes for 406 yards as senior... Won 100 and 200 meter dashes at the state track meet... 10.4 time in 100 meters was state record... Psychology major.

Morris' College Stats

Year/Club	Receiving					Rushing				
	No	Yds	Avg	TD	LG	No	Yds	Avg	TD	LG
1986 Mustangs	48	757	15.8	6	66	12	132	11.4	1	37
1985 Mustangs	31	411	13.3	2	45	1	2	2.0	0	2
1984 Mustangs	27	554	20.5	4	79	9	61	6.8	1	14
1983 Mustangs	41	688	16.8	2	80	1	3	3.0	0	3
Career	147	2,410	16.4	14	80	23	198	8.6	2	37



SEAN SMITH

Defensive End Grambling Rookie

Ht: 6-4 Wt: 275 Born: 3/27/65
Bogalusa, LA

Acquisition: Selected in 4th round (101st player) of 1987 draft with choice acquired from L.A. Rams in Doug Flutie trade.

Smith, continued...

SENIOR SEASON: Premier defensive lineman in Southwestern Athletic Conference who earned first-team all-league honors and all-American honors... Played defensive tackle in running situations, moving outside in passing situations... Led team's down lineman and ranked fourth on squad with 87 tackles (53 solos), 7 sacks and 11 tackles for losses... Played in Blue-Gray game.

COLLEGIATE, PERSONAL: All-league honors all four seasons... Ranked 5th on team as junior with 88 tackles (54 solos), 4 sacks and 8 tackles for 37 yards in losses... Played defensive end most of junior campaign... Had 11 tackles, sack and 2 pass deflections in 30-20 win over Alcorn State... 2nd-team all-SWC pick as defensive tackle as sophomore... Had 2 sacks and forced fumble vs. Southern in best soph outing... SWAC Newcomer of the Year as he immediately earned starting job at DT... Paced team's lineman with 91 tackles (45 solos)... All-conference and all-district defensive lineman at Bogalusa (LA) High... Also lettered in track and basketball... Business major.

Smith's College Stats

Year/Club	Int/	Tkls/	Fum	Force	Pass	Tkls/	Sacks
	Yds	Solo	Rec	Fum	Def	Loss	
1986 Tigers	0/0	87/53	0	0	2	11/61	7
1985 Tigers	0/0	88/54	1	1	6	8/37	4
1984 Tigers	0/0	55/28	1	1	5	9/53	3
1983 Tigers	0/0	91/45	1	0	1	4/20	0
Career	0/0	321/141	3	2	14	32/171	14

STEVE BRYAN

Defensive End Oklahoma Rookie

Ht: 6-3 Wt: 250 Born: 5/6/64
Coweta, OK




Acquisition: Selected in the 5th round (120th player) of 1987 draft.

SENIOR SEASON: Was first-team all-Big 8 as senior... Sooner team captain... In 20-17 win over Nebraska, sacked Huskers' quarterback with one second left in game to preserve the victory... Registered eight tackles in the win... Sacked punter in win over Colorado... Had college career highs of five sacks and four tackles for loss.

COLLEGIATE, PERSONAL: Emerged as starter at right tackle as junior and recorded 49 tackles, 4th among Sooner linemen... Also had three tackles behind line of scrimmage and two blocked extra points... Best junior outing was 8-tackle, 2-tackle for loss, blocked PAT performance against Kansas State... Recruited as tight end, but switched to DT in spring of '83... Reserve in '83-84, but played extensively... Redshirted in '82... Older brother, Rick, is a DE for Falcons... One of three football playing brothers at Oklahoma... Was a prep standout at Coweta (OK) High School.

Bryan's College Stats

Year/Club	Int/	Tkls	Fum	Blk	Tkls/	Sacks/
	Yds	Loss	Rec	Kick	Loss	Yards
1986 Sooners	0/0	50	0	0	4/19	5/36
1985 Sooners	0/0	49	0	2	3/21	0/0
1984 Sooners	0/0	19	0	0	2/7	2/10
1983 Sooners	0/0	14	1	0	0/0	0/0
Career	0/0	132	1	2	9/47	7/46



WILL JOHNSON

Linebacker/
Defensive End

Northeast
Louisiana

Rookie

Ht: 6-4

Wt: 245

Born: 12/4/64
Monroe, LA

Acquisition: Selected in 5th round (138th player) of 1987 draft.

SENIOR SEASON: Dominant pass rusher who was tabbed 1st-team all-Southland Conference and honorable mention all-America. . . Totaled 50 tackles, a sack and three tackles for losses despite missing two games due to knee injury. . . Key member of defensive unit that led conference in defense, allowing just 281.5 yards per game. . . Thwarted a last second field goal attempt by Lamar, to preserve 22-21 win.

COLLEGIATE, PERSONAL: Second team all-league choice as junior after registering 59 tackles, 6 sacks and 8 tackles for loss. . . Had 10 tackles and 3 sacks vs. Nicholls State. . . Also missed one game due to injured knee as junior. . . Earned all-league honors as sophomore after finishing 3rd on team with 71 tackles, 9 sacks and 13 tackles behind line of scrimmage. . . Played a reserve role as freshman in '83. . . All-district and all-state defensive lineman at Neville High in Monroe, LA where he had 120 tackles, 31 behind line of scrimmage as senior. . . Also basketball and track star. . . General studies major.

Johnson's College Stats

Year/Club	Int/ Yds	Tkls/ Solo	Fum Rec	Force Fum	Pass Def	Tkls/ Loss	Sacks
1986 Indians	0/0	50/37	1	0	0	5/13	1
1985 Indians	0/0	59/31	1	0	2	8/35	6
1984 Indians	0/0	71/45	0	1	1	13/87	9
1983 Indians	0/0	8/6	0	0	0	0/0	0
Career	0/0	188/119	2	1	3	26/135	16



JOHN ADICKES

Center

Baylor

Rookie

Ht: 6-3

Wt: 261

Born: 6/29/64
Killeen, TX

Acquisition: Selected in 6th round (154th player) of 1987 draft.

SENIOR SEASON: Top center in the Southwest Conference and highest graded lineman at Baylor. . . Heralded for outstanding performance against SMU all-America DT Jerry Ball. . . Anchored offensive line that allowed offense to average 438.8 yards per game, fifth in NCAA.

COLLEGIATE, PERSONAL: Started every game he played in at Baylor, earning all-SWC honors as junior and senior. . . Starting streak of 31 games ended when sidelined by knee injury as junior. . . Flawless snapper as junior despite playing on offense that alternated quarterbacks regularly. . . Held Oklahoma's Tony Casillas to 3 tackles as sophomore. . . Chosen to Football News' sophomore all-America team. . . Named to freshman all-America team in '83 after being redshirted in '82. . . Texas Football Top 90 pick at Killeen (TX) High. . . Won 3 letters in football and 2 in track. . . Team captain and twice all-district. . . Accounting major. . . Younger brother of Kansas City Chiefs offensive tackle, Mark Adickes, who also played at Baylor.


ARCHIE HARRIS

Offensive Tackle William & Mary Rookie

Ht: 6-6

Wt: 270

Born: 11/17/64
Orange, NJ



Acquisition: Selected in 7th round (194th player) of 1987 draft.

SENIOR SEASON: Fifth-year senior who earned first-team all-Eastern College Athletic Conference honors... Led team with 89% blocking grade from coaches... Played in Blue-Gray game... Biggest player on team... Graduated in May of '85 and was first-year law student during final campaign.

COLLEGIATE, PERSONAL: Second team all ECAC as junior as year-long starter at left tackle... Started at left guard as sophomore and did not allow sack all season... Emerged as outstanding freshman player, starting 8 games at left tackle and 3 at left guard... Redshirted in '82... All-conference and all-state selection at JHW High in Richmond, VA... Also lettered 3 times in track and once in basketball... Graduated with degree in government and has completed first-year of law school... Performs in the W&M Theater program... Father, Arthur, played football at Virginia State.

PAUL MIGLIAZZO

Linebacker Oklahoma Rookie

Ht: 6-1

Wt: 228

Born: 3/11/64
Kansas City, MO



Acquisition: Selected in 8th round (222nd player) of 1987 draft.

SENIOR SEASON: Was second team all-Big 8 selection at weakside linebacker... Started in Orange Bowl win over Arkansas at strongside LB... Finished second on team in tackles with 63... Had season-high 14 tackles vs. Kansas State... Had big game in 77-0 trashing of Missouri with 8 tackles... Also had 8 stops plus forced and recovered fumble against Colorado... Recorded second career theft vs. UCLA... Was often Sooners' designated blitzter when opponent keyed on Brian Bosworth... Winner of OU's Don Key Award which annually goes to the Sooner player who exhibits strong work habits, desire to excel, personality and character... Completed undergraduate business degree and took graduate classes during final year at Oklahoma.

COLLEGIATE, PERSONAL: Regular at weakside LB as sophomore and junior... Made 60 stops in '85, three of them for losses... Also caused two fumbles... Had 8 tackles against Texas and Miami... Had 5 tackles behind line of scrimmage and 2 sacks as sophomore... Also had interception with 18-yard return vs. Baylor in '84... Served as back-up during freshman campaign... Redshirted in '82... Prepped at Rockhurst H.S. in Kansas City, Missouri... Last name is pronounced Mill-YAUZ-oh.

Migliazzo's College Stats

Year/Club	Int/ Yds	Tkls	Fum Rec	Force Fum	Tkls/ Loss	Sacks/ Yds
1986 Sooners	1/4	63	1	1	4/7	0/0
1985 Sooners	0/0	60	2	2	3/6	0/0
1984 Sooners	1/18	73	0	0	5/10	2/3
1983 Sooners	0/0	14	0	0	0/0	0/0
Career	2/22	210	3	3	12/23	2/3



LAKEI HEIMULI

Fullback

BYU

Rookie

Ht: 5-11

Wt: 219

Born: 6/24/65
Tonga

Acquisition: Selected in 9th round (250th player) of 1987 draft.

SENIOR SEASON: 1st team all-WAC selection for second straight season. . . Also named to honorable mention all-America team by AP for second year in a row. . . Became BYU's career rushing leader last season (2,718 yards). . . Led Cougars in rushing as senior, junior and sophomore. . . Finished 5th in WAC in rushing with 966 yards and 4th in the conference in all-purpose yardage with 1144 yards per game. . . Had career high 177 yards on 29 carries with 1 TD vs. Wyoming. . . Was tabbed as WAC Player of the Week for performance vs. Cowboys. . . Enjoyed fine showing vs. Utah with 171 yards on 33 rushes.

COLLEGIATE, PERSONAL: Led Cougars in rushing (857 yards) and receiving (66 catches) as junior. . . 66 receptions was good for 5th in WAC. . . Recorded 14 TD's rushing in '85. . . 164-yard effort vs. Utah was best performance as junior. . . Honorable mention all-WAC as sophomore when he led BYU with 796 yards and 9 TD's. . . Top sophomore outing was 141 yards and 2 TD's against New Mexico. . . Hawaii Player of the Year in '82 after outstanding prep career in football and track at Kahuka H.S. . . Computer science major. . . Name is pronounced Law-KAY Hay-MOO-lee.

Heimuli's College Stats

Year/Club	Rushing				Receiving			
	No	Yds	Avg	TD	No	Yds	Avg	TD
1986 Cougars	230	966	4.2	7	41	407	9.9	1
1985 Cougars	188	857	4.6	14	66	459	7.0	0
1984 Cougars	158	796	5.0	9	31	242	7.8	1
1983 Cougars	29	99	3.1	0	1	15	15.0	0
Career	605	2,718	4.5	30	139	1,123	8.1	2



DICK CHAPURA

Defensive Tackle

Missouri

Rookie

Ht: 6-3

Wt: 270

Born: 6/15/64
Sarasota, FL

Acquisition: Selected in 10th round (278th player) of 1987 draft.

SENIOR SEASON: Second team all-Big Eight choice and honorable mention all-America while serving as Tigers' co-captain. . . Led team's down lineman with 71 tackles, 5 sacks and 8 tackles for losses. . . Earned Big Eight Defensive Player of Week honors after 4-sack performance against Utah State. . . Sideline for two games with sprained right ankle. . . Played in Blue-Gray, East-West and Senior bowls.

COLLEGIATE, PERSONAL: Moved from offensive to defensive line prior to junior season and was chosen 2nd-team all-Big Eight. . . Second on team with 98 tackles, 7 sacks and 12 tackles behind line of scrimmage as junior. . . Career-high 21 tackles in '85 vs. Nebraska to earn defensive player of week honors. . . Spent sophomore season as backup tackle. . . Redshirted in 1983. . . Made travel squad as freshman at nose guard. . . Parks and Recreation major.

Chapura, continued...


Chapura's College Stats

Year/Club	Tkls/ Solo	Fum Rec	Force Fum	Pass Def	Tkls/ Loss	Sacks
	1986 Tigers	71/26	0	0	0	8/43
1985 Tigers	98/66	0	0	1	12/72	7
1984 Tigers	3/3	0	0	0	0/0	0
Career	172/95	0	0	1	20/115	12

TIM JESSIE

Running Back Auburn Rookie

Ht: 6-0 Wt: 198 Born: 3/1/63
Opp, AL



Acquisition: Selected in 11th round (306th player) of 1987 draft.

SENIOR SEASON: Finished 3rd on team in rushing with 282 yards while playing along side other draftees Brent Fullwood (1st round) and Tommie Agee (5th)... Missed two games due to ankle injury... Started 5 games... 63 yards on 11 carries vs. Cincinnati was best outing... Valuable special teams player.

COLLEGIATE, PERSONAL: Redshirted in '85 while Bo Jackson was primary rushing threat... Ran for 112 yards on 32 carries and 4 TD's in 9 games as junior... Ran for 207 yards and 5.2 yard average as freshman to rank 5th on team in rushing... Averaged over 200 yards per game as prep senior.


Jessie's College Stats

Year/Club	Rushing					Receiving				
	No	Yds	Avg	TD	LG	No	Yds	Avg	TD	LG
1986 Tigers	61	282	4.6	3	23	8	45	5.6	0	16
1984 Tigers	32	112	3.5	4	21	0	0	0.0	0	0
1983 Tigers	15	66	4.5	0	16	0	0	0.0	0	0
1982 Tigers	40	207	5.2	1	26	0	0	0.0	0	0
Career	148	667	4.5	8	26	8	45	5.6	0	16

ERIC JEFFRIES

Defensive Back Texas Rookie

Ht: 5-10 Wt: 161 Born: 7/25/64
Springfield, MO



Acquisition: Selected in 12th round (334th player) of 1987 draft.

SENIOR SEASON: Started all 11 games for the Longhorns at right cornerback... Led team in passes defended with 12... Recorded two interceptions as senior... Had 7 tackles vs. Arkansas.

COLLEGIATE, PERSONAL: Played in 10 games as junior but time was limited... 38 tackles, 7 passes defended and one interception as junior... Started last three games of sophomore year... Active in three sports (football, basketball and track) at LBJ High School in Austin, Texas... Father is a football official.

Jeffries' College Stats

Year/Club	Int	Tkls	Fum		Passes		Sacks/ Yds
			Rec	Force Fum	Def	Yds	
1986 Longhorns	2	42	1	1	12	0/0	
1985 Longhorns	1	38	0	0	7	0/0	
1984 Longhorns	0	23	0	1	5	0/0	
Career	3	105	1	2	24	0/0	

FREE AGENTS

KEVIN BROWN 11 P 6-2 178 Rookie West Texas State

Acquisition: FA 5/12/87

Born: 1/11/63, Panhandle, TX

Averaged 42.2 yards per punt as senior. . . First team all-Lone Star conference selection. . . AP honorable mention Little all-American as senior. . . In final two seasons put 36 punts inside 20 and 18 inside 10. . . Kicked FG's and PAT's as senior (9-11 PAT's and 4-10 FG's). . . Hit game-winning 39-yd. FG as well as 51-yarder. . . His 40.6 yd. avg. is second in West Texas State history. . . Attended Panhandle (TX) H.S.

RONNIE JAMES CARTER 64 G 6-3 260 Rookie Georgia Southern

Acquisition: FA 5/7/87

Born: 11/21/63, Thomaston, GA

Was Football NCAA Division I-AA second team all-America as senior. . . Three-year starter at guard for Georgia Southern. . . The Eagles won the NCAA Division I-AA national championship during his junior and senior campaigns. . . Was standout on offensive line that paved the way for team's 501.2 yards per game total offense. . . Prepped at Robert E. Lee H.S. in Thomaston, Ga.

TODD COX 13 K 5-11 180 1st Year U of Dubuque

Acquisition: FA 6/10/87

Born: 4/4/60, Dubuque, IA

Finished career at U of Dubuque in 1982 after serving as team' placekicker for four seasons. . . Had tryout with St. Louis Cardinals in 1983 and Houston Gamblers of USFL in 1984. . . Has spent last year operating his own restaurant/tavern in Davenport, Iowa. . . Also played semi-pro with River Grove Cowboys this past spring.

GEORGE DUARTE 30 DB 5-9 172 Rookie Northern Arizona

Acquisition: FA 5/14/87

Born: 2/9/64, Tuscon, AZ

Two-time 2nd team AP Division II all-America by AP. . . Also two-time 1st team all-Big Sky. . . Named to NFL Coaches 3rd team all-America team as senior. . . Registered four interceptions, 18 PD's and 29 tackles in '86. . . Was NCAA I-AA national co-leader with nine interceptions as junior. . . Returned two interceptions for TD's in '85. . . Prepped at Sunnyside (AZ) H.S. where he was an all-state DB and finished fifth in state 200 meters final. . . Majored in elementary education.

JOHN DUVIC 10 K 6-0 168 Rookie Northwestern

Acquisition: FA 5/8/87

Born: 12/5/64, St. Louis, MO

Name to AP first team all-Big Ten as senior. . . Finished first in conference in kick scoring with 77 points. . . Made 19 of 23 FG's and 20 of 20 PAT's in '86. . . His 46 career FG's ranks first in Wildcat history and third in Big Ten annals. . . NU's all-time leading scorer with 200 points. . . Ended career ranked 11th on Big Ten's career kick scoring list. . . Was team's leading scorer all four years with Wildcats. . . Prepped at Benet Academy in Naperville, IL. . . Majored in economics at Northwestern.

TOM FLAHERTY 65 LB 6-3 230 1st Year Northwestern

Acquisition: FA 6/25/87

Born: 9/24/64, Chicago

Released this summer by Toronto Argonauts of CFL after free agent tryout. . . Drafted in 11th round by Cincinnati Bengals in 1986 but release when roster trimmed to 50 last summer. . . Two-year starter for Wildcats. . . Prepped at Chicago's St. Rita High. . . Business major.

FRANK HARRIS 36 RB 6-1 196 Rookie North Carolina State**Acquisition:** FA 6/17/86**Born:** 7/1/64, Hampton, VA

Rushed for 329 yards on 71 carries with two TD's during senior year at N.C. State. . . Had 122 yards on 41 rushes as junior. . . Transferred to N.C. State from Snow Junior College. . . Was an all-state selection as senior at Hampton (VA) H.S. after 1,200-yard, nine-TD campaign. . . Majored in agriculture and life sciences at N.C. State.

TIM HENDRIX 96 TE 6-5 240 Rookie Tennessee**Acquisition:** FA 5/9/87**Born:** 9/14/65, DeSoto, TX

Started for Vols at TE as senior after splitting time during junior outing. . . Had seven receptions for 107 yards (15.3 per catch) as senior. . . Made three catches for 38 yards and two TD's as junior. . . Was named Tennessee's most improved player after spring practice prior to senior campaign. . . First-team all-district TE at DeSoto (TX) H.S.

IVAN HICKS 39 S 6-2 180 Rookie Michigan**Acquisition:** FA 6/10/87**Born:** 6/30/63, Pennsauken, NJ

Starter the past two seasons and a honorable mention all-Big Ten choice. . . Had 45 tackles and 2 interceptions as senior; 48 tackles and 5 thefts as junior. . . 5 ints. led team. . . Caused fumble and recovered fumble in Fiesta Bowl win over Nebraska as junior. . . All-American quarterback and defensive back in high school. . . Brother is former NFL star Dwight Hicks.

MIKE HINTZ 44 DB 6-1 195 Rookie Wisconsin-Platteville**Acquisition:** FA 5/9/87**Born:** 8/8/65, Waukesha, WI

Owns Pioneer record for career interceptions with 27, third highest total in NCAA Division III history. . . Kodak NAIA Division II all-America as senior. . . Had outstanding junior campaign with 11 thefts, 45 tackles and 23 PD's, earning him NAIA Division II all-America honors. . . Two-time first team academic all-America with 3.96 GPA in mechanical engineering. . . Also academic all-America in track (hurdles). . . Prepped at Waukesha (WI) South H.S.

MIKE JANUARY 49 LB 6-1 234 Rookie Texas**Acquisition:** FA 5/12/87**Born:** 6/30/64, Lake Charles, LA

Collected 86 tackles as senior to rank fifth on team. . . Finished tied for second on Longhorns with five sacks in '86. . . Had three sacks as junior in reserve role. . . Played in all 33 regular season games in final three seasons. . . Played running back and tight end at Westlake H.S. in Lake Charles, La. . . Majored in sociology at Texas.

KYLE KAFENTZIS 36 DB 5-11 192 Rookie Hawaii**Acquisition:** FA 5/12/87**Born:** 4/6/64, Richland, WA

Led Hawaii with four thefts as senior. . . Started every game during senior season and five as junior. . . Collected nine career interceptions with Rainbow Warriors. . . All-league RB and DB at Columbia (WA) H.S. . . One of five brothers to play at Hawaii. . . Has 13 brothers and sisters.

KEN KNAPCZYK 94 WR 5-11 190 1st Year

Northern Iowa

Acquisition: FA 5/7/87

Born: 4/21/63, Mokena, IL

Signed as free agent prior to last season and was waived 8/18/86. . . Was top junior college receiver (Joliet Community College). . . Is known for blocking ability. . . Prepped at Lincoln-Way H.S. in New Lenox, IL. . . Played semi-pro football two years ago.

MITCH KRENK 92 TE 6-2 231 2nd Year

Nebraska

Acquisition: FA 3/13/87

Born: 11/19/59, Crete, NE

Claimed by Bears on waivers from Dallas on 8/28/84 and played one season with Chicago. . . Spent entire '85 season on IR with back injury and was waived off IR prior to '86 season. . . Had 2 catches for 31 yards with Bears in '84. . . Played in eight games as well as two playoff tilts in '84. . . Spent '84 preseason with Dallas before being waived (8/26). . . Spent '83 preseason with Seattle before being waived in final cutdown. . . Three-year letterman at Nebraska; earned scholarship after joining team as walk-on. . . Caught 18 passes in four years at Nebraska. . . Prepped at Nebraska City H.S. . . Married (Judy).

MIKE LUSH 40 S 6-2 192 3rd Year

East Stroudsburg State

Acquisition: FA 6/17/87

Born: 4/18/58, Allentown, PA

Played four games with Colts and five with Vikings in '86. . . Spent final three games of season on IR with separated shoulder. . . Spent two seasons ('83-84) with Philadelphia Stars of USFL where he collected 13 interceptions. . . Had brief NFL stints with Colts ('82), Giants ('82) and Eagles ('81). . . Paced NCAA Division II in interceptions in '80 with 12. . . Selected to second team Div. II all-America squad that year. . . Prepped at Allentown (PA) Allen H.S.

BENNY MITCHELL 98 WR 5-10 160 Rookie

Northeast Louisiana

Acquisition: FA 5/5/87

Born: 5/2/65, Winnfield, LA

Selected to 2nd team all-Southland Conference team as senior. . . Finished fifth in conference in receiving with 38 receptions for 518 yards (17.3 yard avg.) and 3 TD's. . . As junior caught six passes of better than 50 yards for a new school record. . . Set school track record with 10.21 time in 100 as junior. . . Prepped at Winnfield (LA) H.S. where he set state class AA record with 10.5 time in 100.

DAVE MORITZ 97 WR 6-0 177 1st Year

Iowa

Acquisition: FA 5/21/87

Born: 6/12/62, Evergreen, IL

Drafted in the 10th round by San Francisco in '84. . . Was released by 49ers in camp. . . Had tryout with Bears in '84 preseason before being released before the start of season. . . Finished his collegiate career as Iowa's all-time receiving yardage leader (1,862 yds.). . . As senior was AP third team all-America and all-Big Ten by AP and UPI. . . Hawkeyes leading receiver as junior with 41 catches for 605 yards and three TD's. . . Improved during senior campaign with 50 receptions, 862 yards and five TD's.

ANTHONY MOSLEY 46 RB 5-9 205 Rookie

Fresno State

Acquisition: FA 6/10/87

Born: 6/17/65, Selma, CA

Finished 3rd on team in rushing as senior with 368 yards on 72 carries. . . Also caught 29 passes for 212 yards to finish 2nd on team. . . Part-time starter in '85 splitting time with Lavale Thomas who tried out with Kansas City last season. . . Good short yardage runner who had 10 TD's rushing in two seasons.

JAY NORVELL 69 LB 6-4 225 1st Year **Iowa**

Acquisition: FA 4/10/87

Born: 3/28/63, Madison, WI

Had try-out with Broncos last year; waived prior to start of season. . . Started at strong safety for Hawkeyes as senior. . . Led team in interceptions with 7 and placed fourth in tackles with 76. . . First team all-Big Ten after senior campaign. . . Served as back-up DB during freshman, sophomore and junior years. . . Captained football and basketball teams at Madison (WI) Memorial H.S. . . All-state DB as senior. . . General Studies major.

VOTIE PATTERSON 94 WR 5-11 185 Rookie **West Texas State**

Acquisition: FA 5/9/87

Born: 3/11/64, Fresno, CA

Had strong senior outing despite missing four games with separated shoulder. . . Caught 40 passes for 726 yards and school record 12 TD's. . . As junior made 31 receptions for 610 yards and 3 TD's. . . Is a deep threat, with long catches of 71 and 80 yards. . . Came to West Texas State in '85 after attending Fresno Junior College. . . Was a prep star at Fresno (CA) Bullard H.S.

CLAY PICKERING 86 WR 6-5 215 4th Year **Maine**

Acquisition: FA 2/27/86

Born: 6/2/61, Orange Park, FL

Played in four games with Bears last season. . . Was originally claimed on waivers from Cincinnati 8/19/86, then waived 8/28/86, re-signed as free agent 9/12/86 and waived 11/4/86 when Doug Flutie was activated. . . Spent two seasons with Bengals but was only active for one game due to hamstring injuries. . . Played only one season of football at Maine where he averaged 15 ppg for the basketball team.

JIM POPP 91 TE 6-5 245 1st Year **Vanderbilt**

Acquisition: FA 2/27/87

Born: 11/13/63, Arlington Heights, IL

Was 8th round draft choice (203rd player) of the 49ers in '86. . . Was waived prior to start of season. . . Two-time all-SEC performer at Vanderbilt. . . Caught 43 passes for 485 yards as senior. . . Earned letters in football, track and basketball at Libertyville (IL) High. . . Was prep basketball teammate of offensive line coach Dick Stanfel's son, Rich.

STUART RINDY 69 OL 6-5 266 Rookie **Wisconsin-Whitewater**

Acquisition: FA 6/21/87

Born: 5/22/64, Milwaukee, WI

Will be looked at as guard and tackle. . . Honorable mention all-conference in Wisconsin State University league. . . Three-year starter for Warhawks. . . Good size and strength.

DAVE ROMASKO 47 FB/TE 6-3 235 Rookie **Carroll College (MT)**

Acquisition: FA 5/11/87

Born: 11/3/63, Pocatello, ID

Finished senior season as NAIA Division II seventh leading rusher with 1090 yards and third leading scorer with 17 TD's. . . Holds several Carroll College records: career TD's (35), points (212), rushing yardage (3306) as well as season TD's (17) and rushing yardage (1150). . . 1st player in school history to have three 1,000-yard rushing seasons. . . NAIA Div. II second team all-American as senior. . . Transferred from U. of Idaho after freshman campaign there.

DOUG ROTHSCHILD 54 LB 6-2 231 Rookie Wheaton**Acquisition:** FA 5/8/87**Born:** 4/27/65, Sunnyvale, CA

Had outstanding senior season with 47 tkl, 9 sacks and 1 interception (returned 40 yds. for TD) . . . Selected to all-CCIW first team . . . Had 9 sacks as junior and made all-CCIW second team . . . Four-year letterman . . . Communications major who put together team's highlight film . . . Prepped at Fremont (CA) H.S.

BRENT SOWELL 65 T/G 6-5 285 1st Year Alabama**Acquisition:** FA 2/27/87**Born:** 3/27/63, Clearwater, FL

Tried out with the Dolphins in '86 after being drafted in 6th round . . . Played DT for Crimson Tide, where he was a three-year letterman and starter as junior and senior . . . Will be converted to offensive line . . . Registered 41 tackles (24 solos) as senior . . . Graduated from Alabama with a psychology and English degree.

ED TAGGART 93 TE 6-3 230 Rookie Ohio State**Acquisition:** FA 5/13/87**Born:** 12/19/64, Akron, OH

Named to AP 1st team all-Big Ten as senior . . . Had 12 catches for 109 yards last season at OSU . . . Starting TE for Buckeyes as sophomore, junior and senior . . . Had big junior campaign with 31 grabs for 327 yards and 3 TD's . . . Had best day vs. Washington State in '85 with seven receptions for 88 yards and TD . . . Caught 57 passes for 575 yards and 3 TD's in career . . . His Akron St. Vincent-St. Mary H.S. team won Ohio State championships his junior and senior years.

RILEY WALTON 82 TE 6-3 245 1st Year Tennessee State**Acquisition:** FA 86**Born:** 8/6/62, Nashville, TN

Spent '86 preseason in Bears camp as rookie free agent . . . Injured in pre-season and spent entire season on injured reserve . . . Caught 57 passes for 807 yards in three seasons at Tennessee State . . . Also talented basketball player . . . College teammate of Richard Dent for one season . . . Strong prospect who is expected to make strong bid for spot on roster.

JOHN WOJCIECHOWSKI 60 G 6-4 262 1st Year Michigan State**Acquisition:** FA 5/8/87**Born:** 7/30/63, Detroit, MI

Tried out with Buffalo Bills last season; waived prior to start of season . . . Made AP first team all-Big Ten as senior . . . An honorable mention selection as junior . . . Earned four letters at MSU . . . Was a defensive lineman during his first two seasons with Spartans . . . Sideline with broken leg midway through freshman campaign . . . Winner of the Grand Rapids' Gerald R. Ford award in '85, which is given to the Spartan OL who exemplifies the courage and integrity of the former President . . . Won unanimous all-Ohio honors as DT at Warren (OH) Fitzgerald H.S. . . . Claimed Class B heavyweight wrestling title as prep senior and was runner-up as junior.

ALLEN WOLDEN 43 FB 6-3 232 Rookie Bemidji State**Acquisition:** FA 5/12/87**Born:** 4/11/65, Gonvick, MN

Finished third in NAIA Division I rushing with 1452 yards as senior . . . Scored 13 TD's on ground and 3 TD's receiving . . . His 96 points placed him 7th among NAIA Div. I scorers . . . Holds several Bemidji State records, including career points (204), TD's (34) and rushing attempts (614) . . . Attended tiny Gonvick (MN) H.S. where he was one of 16 boys in graduating class.

PRE-SEASON RESULTS

1986 — 4-1		Bears Opp.		1981 — 2-2		Bears Opp.	
A 3 Dallas Cowboys	(LON)	17	6	A 8 New York Giants	(S)	7	23
A 9 Pittsburgh Steelers	(P)	33	13	A 15 Kansas City Chiefs	(KC)	0	13
A 16 Indianapolis Colts	(S)	38	21	A 22 Cincinnati Bengals	(S)	24	21
A 23 St. Louis Cardinals	(S)	7	14	A 29 St. Louis Cardinals	(SL)	31	27
A 30 Buffalo Bills	(ND)	31	17				
1985 — 1-3		Bears Opp.		1980 — 1-3		Bears Opp.	
A 9 St. Louis Cardinals	(SL)	3	10	A 10 New York Jets	(NJ)	21	9
A 17 Indianapolis Colts	(S)	13	24	A 16 Cincinnati Bengals	(CI)	3	21
A 26 Dallas Cowboys	(DA)	13	15	A 23 Cleveland Browns	(S)	31	33
A 31 Buffalo Bills	(S)	45	14	A 30 St. Louis Cardinals	(S)	13	21
1984 — 1-3		Bears Opp.		1979 — 3-1		Bears Opp.	
A 4 St. Louis Cardinals	(S)	10	19	A 4 New York Jets	(S)	27	14
A 11 Green Bay Packers	(ML)	10	17	A 11 New Orleans Saints	(NO)	13	6
A 18 Cincinnati Bengals	(S)	17	25	A 18 Cincinnati Bengals	(S)	17	13
A 26 Buffalo Bills	(IN)	38	7	A 25 St. Louis Cardinals	(SL)	7	10
1983 — 3-1		Bears Opp.		1978 — 0-4		Bears Opp.	
A 6 Buffalo Bills	(S)	27	17	A 5 Oakland Raiders	(S)	13	14
A 13 St. Louis Cardinals	(SL)	24	27	A 12 St. Louis Cardinals	(S)	14	26
A 20 Los Angeles Raiders	(LA)	27	21	A 19 Cincinnati Bengals	(CI)	3	27
A 27 Kansas City Chiefs	(S)	20	17	A 24 Seattle Seahawks	(SE)	7	16
1982 — 1-3		Bears Opp.		1977 — 3-4		Bears Opp.	
A 16 San Diego Chargers	(SD)	27	28	J 30 New York Jets	(C)	20	6
A 21 Buffalo Bills	(BF)	21	14	A 6 New Orleans Saints	(S)	14	20
A 28 St. Louis Cardinals	(S)	3	10	A 13 Oakland Raiders	(O)	20	13
S 4 Baltimore Colts	(S)	17	26	A 20 Houston Oilers	(H)	14	10
				A 25 Cleveland Browns	(CL)	7	14
				S 2 St. Louis Cardinals	(SL)	14	23
				S 10 Cincinnati Bengals	(S)	6	24

FINAL 1986 STATISTICS

REGULAR SEASON

RESULTS AND ATTENDANCE (ACTUAL)

S 7 (S)	Chicago 41, Cleveland 31	66,030
S 14 (S)	Chicago 13, Philadelphia 10 (ot)	65,130
S 22 (GB)	Chicago 25, Green Bay 12	55,527
S 28 (Cl)	Chicago 44, Cincinnati 7	55,146
O 5 (S)	Chicago 23, Minnesota 0	63,921
O 12 (H)	Chicago 20, Houston 7	46,026
O 19 (M)	Minnesota 23, Chicago 7	62,851
O 26 (S)	Chicago 13, Detroit 7	62,064
N 3 (S)	L.A. Rams 20, Chicago 17	64,877
N 9 (T)	Chicago 23, Tampa Bay 3	70,097
N 16 (A)	Chicago 13, Atlanta 10	55,520
N 23 (S)	Chicago 12, Green Bay 10	59,291
N 30 (S)	Chicago 13, Pittsburgh 10 (ot)	61,425
D 7 (S)	Chicago 48, Tampa Bay 14	52,746
D 15 (DT)	Chicago 16, Detroit 13	75,602
D 21 (DA)	Chicago 24, Dallas 10	57,256

TEAM STATISTICS

	BEARS	OPPONENTS
TOTAL FIRST DOWNS	305	241
Rushing	166	67
Passing	118	151
Penalty	21	23
3rd Down: Made/Att.	77/207-37%	74/228-32%
4th Down: Made/Att.	5/12-42%	11/21-52%
TOTAL NET YARDS	5459	4130
Avg. Per Game	341.2	258.1
Total Plays	1045	1002
Avg. Per Play	5.2	4.1
NET YARDS RUSHING	2700	1463
Avg. Per Game	168.8	91.4
Total Rushes	606	427
NET YARDS PASSING	2759	2667
Avg. Per Game	172.4	166.7
Tackled/Yards Lost	24/153	62/503
Gross Yards	2912	3170
Attempts/Completions	415/208	513/243
Pct. of Completions	50.1	47.4
Had Intercepted	25	31
PUNTS/AVERAGE	70/40.7	100/40.9
NET PUNTING AVG.	36.9	33.5
PENALTIES/YARDS	98/765	110/861
FUMBLES/BALL LOST	36/22	27/16
TOUCHDOWNS	38	20
Rushing	21	4
Passing	12	12
Returns	5	4
SCORE BY PERIODS	1 2 3 4 OT Total	
BEARS TOTAL	88 84 82 92 6 352	
Opp. Total	35 36 65 51 0 187	

PLACE KICKING

FIELD GOALS	1-19	20-29	30-39	40-49	50+	Total
K. Butler	1-1	11-14	9-12	6-8	1-6	28-41
BEARS TOTAL	1-1	11-14	9-12	6-8	1-6	28-41
Opp. Total	0-0	5-6	3-4	4-6	4-6	16-22

SCORING

	TDR	TDP	TDR1	PAT	FG	S	TP
K. Butler	0	0	0	36-37	28-41	0	120
W. Payton	8	3	0	0-0	0-0	0	66
W. Gault	0	5	0	0-0	0-0	0	30
T. Sanders	5	0	0	0-0	0-0	0	30
D. Gentry	1	0	2	0-0	0-0	0	18
M. Tomczak	3	0	0	0-0	0-0	0	18
W. Marshall	0	0	2	0-0	0-0	0	12
K. Ortego	0	2	0	0-0	0-0	0	12
M. Suhey	2	0	0	0-0	0-0	0	12
N. Anderson	0	1	0	0-0	0-0	0	6
L. Barnes	0	0	1	0-0	0-0	0	6
D. Flutie	1	0	0	0-0	0-0	0	6
J. McMahon	1	0	0	0-0	0-0	0	6
E. Moorehead	0	1	0	0-0	0-0	0	6
D. Hampton	0	0	0	0-0	0-0	1	2
S. McMichael	0	0	0	0-0	0-0	1	2
BEARS TOTAL	21	12	5	36-38	28-41	2	352
Opp. Total	4	12	4	19-20	16-22	0	187

RUSHING

	NO	YDS	AVG	LG	TD
W. Payton	321	1333	4.2	41	8
M. Suhey	84	270	3.2	17	2
T. Sanders	27	224	8.3	175	5
C. Thomas	56	224	4.0	23	0
J. McMahon	22	152	6.9	23	1
N. Anderson	35	146	4.2	23	0
M. Tomczak	23	117	5.1	16	3
D. Gentry	11	103	9.4	29	1
W. Gault	8	79	9.9	33	0
D. Flutie	9	36	4.0	19	1
S. Fuller	8	30	3.8	10	0
W. Perry	1	-1	-1.0	-1	0
M. Buford	1	-13	-13.0	-13	0
BEARS TOTAL	606	2700	4.5	175	21
Opp. Total	427	1463	3.4	33	4

RECEIVING

	NO	YDS	AVG	LG	TD
W. Gault	42	818	19.5	153	5
W. Payton	37	382	10.3	57	3
E. Moorehead	26	390	15.0	85	1
M. Suhey	24	235	9.8	58	0
K. Ortego	23	430	18.7	158	2
T. Wrightman	22	241	11.0	29	0
D. Gentry	19	238	12.5	41	0
N. Anderson	4	80	20.0	158	1
L. Barnes	4	54	13.5	14	0
C. Thomas	4	18	4.5	18	0
T. Sanders	2	18	9.0	18	0
M. Bortz	1	8	8.0	8	0
BEARS TOTAL	208	2912	14.0	85	12
Opp. Total	243	3170	13.0	165	12

INTERCEPTIONS

	NO	YDS	AVG	LG	TD
M. Richardson	7	69	9.9	32	0
D. Duerson	6	139	23.2	38	0
W. Marshall	5	68	13.6	158	1
G. Fencik	3	37	12.3	24	0
V. Jackson	3	0	0.0	0	0
O. Wilson	2	31	15.5	21	0
S. McMichael	1	5	5.0	5	0
S. Gayle	1	13	13.0	13	0
M. Singletary	1	3	3.0	3	0
R. Phillips	1	6	6.0	6	0
T. Bell	1	-1	-1.0	-1.0	0
BEARS TOTAL	31	370	11.9	158	1
Opp. Total	25	115	4.6	22	1

PUNT RETURNS

	NO	FC	YDS	AVG	LG	TD
L. Barnes	57	9	482	8.5	35	0
BEARS TOTAL	57	9	482	8.5	35	0
Opp. Total	23	14	110	4.8	15	0

KICKOFF RETURNS

	NO	YDS	AVG	LG	TD
D. Gentry	20	576	28.8	191	1
T. Sanders	22	399	18.1	44	0
N. Anderson	4	26	6.5	13	0
L. Barnes	3	94	31.3	185	1
W. Gault	1	20	20.0	20	0
BEARS TOTAL	50	1115	22.3	191	2
Opp. Total	64	1376	21.5	55	0

PUNTING

	NO	YDS	AVG	TB	IN 20	LG	BLK
M. Buford	69	2850	41.3	8	19	59	1
BEARS TOTAL	70	2850	40.7	8	19	59	1
Opp. Total	100	4090	40.9	13	17	59	1

PASSING

	ATT	COMP	YDS	PCT	AVG/ATT	TD	PCT. TD	INT	PCT. INT	LG	LOST/ATT	RATING
M. Tomczak	151	74	1105	49.0	7.32	2	1.3	10	6.6	85	4/30	50.2
J. McMahon	150	77	995	51.3	6.63	5	3.3	8	5.3	158	6/40	61.4
S. Fuller	64	34	451	53.1	7.05	2	3.1	4	6.3	150	8/53	60.1
D. Flutie	46	23	361	50.0	7.85	3	6.5	2	4.3	158	6/30	80.1
W. Payton	4	0	0	0.0	0.00	0	0.0	1	25.0	0	0/00	00.0
BEARS TOTAL	415	208	2912	50.1	7.02	12	2.9	25	6.0	85	24/153	57.6
Opp. Total	513	243	3170	47.7	6.18	12	2.3	31	6.0	165	62/503	49.9

FINAL DEFENSIVE STATISTICS

PLAYER	TOTAL	SOLO	ASSISTS	PASSES DEFENDED	FUMBLES RECOVERED	FORCED FUMBLES	BLOCKED KICKS	SACKS/YARDS
Gary Fencik	130	67	63	10	1	1	0	1 /11
Mike Singletary	129	68	61	9	0	1	0	2 /15
Dave Duerson	109	61	48	12	2	0	0	7 /57
Wilber Marshall	105	60	45	6	3	4	0	5.5/50
Otis Wilson	104	52	52	4	3	1	0	8 /66
Steve McMichael	87	50	37	3	2	1	0	8.5/65
William Perry	84	51	33	1	0	2	0	5 /42
Richard Dent	75	30	45	5	0	4	0	11.5/87
Dan Hampton	72	30	42	2	2	1	2	9.5/83
Mike Richardson	68	46	22	17	0	1	0	0 / 0
Vestee Jackson	38	24	14	4	0	0	0	0 / 0
Ron Rivera	35	25	10	1	0	0	0	1 / 2
Reggie Phillips	31	16	15	10	0	1	0	0 / 0
Al Harris	14	10	4	1	0	1	0	2 /21
Shaun Gayle	14	9	5	2	1	1	1	0 / 0
Todd Bell	13	7	6	3	1	0	0	0 / 0
Jim Morrissey	7	2	5	1	0	0	0	0 / 0
Mike Hartenstine	5	3	2	0	0	1	0	1 / 5
Maurice Douglass	4	4	0	0	0	0	0	0 / 0
Dan Rains	3	3	0	0	0	0	0	0 / 0
Henry Waechter	3	3	0	0	0	0	0	0 / 0

Game 1
Bears 41, Cleveland 31
Soldier Field 66,030
September 7, 1986

Game 2
Bears 13, Philadelphia 10 (OT)
Soldier Field 65,130
September 14, 1986

CLEVELAND..... 7 7 7 10 — 31
CHICAGO21 3 7 10 — 41

BROWNS — Gross, fumble recovery in end zone (Bahr kick). **BEARS** — Gentry, 91-yd. kickoff return (Butler kick). **BEARS** — Payton, 2-yd. run (Butler kick), 6 plays/43 yards. **BEARS** — Marshall, 58-yd. interception return (Butler kick). **BROWNS** — Mack, 5-yd. run (Bahr kick), 11 plays/63 yards. **BEARS** — Butler, 47-yd. field goal, 9 plays/50 yards. **BROWNS** — Mack, 14-yd. run (Bahr kick), 5 plays/72 yards. **BEARS** — Payton, 11-yd. pass from McMahon (Butler kick), 8 plays/96 yards. **BROWNS** — Bahr, 22-yd. field goal, 12 plays/40 yards. **BEARS** — Butler, 19-yd. field goal, 10 plays/67 yards. **BROWNS** — Brennan, 15-yd. pass from Kcsar (Bahr kick), 6 plays/49 yards. **BEARS** — Suhey, 6-yd. run (Butler kick), 10 plays/72 yards.

Team Statistics	Browns	Bears
First Downs	21	26
Total Net Yards	349	367
Rushes/Net Yards	24/69	37/193
Net Passing	280	174
Passes (Att/Com)	40/23	27/13
Had Intercepted	1	0
Punts/Average	3/48.7	1/25.0
Return Yardage	229	231
Penalties/Yards	11/94	8/39
Fumbles/Lost	0/0	1/1
Sacks/Yards	1/9	1/9
Possession Time	28:42	31:18

RUSHING

BEARS — Payton 22-113; Suhey 7-22; McMahon 4-34; Thomas 1-1; Gentry 2-21; Sanders 1-2.
BROWNS — Byner 13-18; Mack 10-50; Fontenot 1-1.

RECEIVING

BEARS — Suhey 6-85; Payton 2-20; Moorehead 1-5; Gault 3-59; Wrightman 1-14.
BROWNS — Slaughter 4-45; Newsome 1-14; Brennar 5-71; Byner 6-94; Kosar 1-1; Fontenot 3-28; Mack 2-14; Greer 1-22.

PASSING

BEARS — McMahon 10-20-135, 1 TD; Payton 0-1-0; Tomczak 3-6-48.
BROWNS — Kosar 23-40-289, 1 TD, 1 int.

INTERCEPTIONS

BEARS — Marshall 1-58.

SACKS

BEARS — Dent 1-9. **BROWNS** — Clancy 1-9.

PHILADELPHIA..... 3 0 0 7 0 — 10
CHICAGO 0 0 10 0 3 — 13

EAGLES — McFadden, 49-yd. field goal, 10 plays/34 yards. **BEARS** — Payton, 1-yd. run (Butler kick), 6 plays/34 yards. **BEARS** — Butler, 23-yd. field goal, 6 plays/24 yards. **EAGLES** — Quick, 26-yd. pass from Jaworski (McFadden kick), 9 plays/77 yards. **BEARS** — Butler, 23-yd. field goal, 10 plays/29 yards.

Team Statistics	Eagles	Bears
First Downs	17	21
Total Net Yards	247	343
Rushes/Net Yards	34/101	43/243
Net Passing	146	100
Passes (Att/Com)	36/20	22/10
Had Intercepted	4	3
Punts/Average	6/33.8	4/43.8
Return Yardage	101	143
Penalties/Yards	5/33	6/48
Fumbles/Lost	2/2	1/1
Sacks/Yards	2/16	3/31
Possession Time	30:32	35:24

RUSHING

BEARS — Payton 34-177; Gault 2-48; Suhey 5-2; Tomczak 2-14; Thomas 1-3.
EAGLES — Byars 19-32; Haddix 9-34; Tautalatasi 3-5; Cunningham 1-16; Jaworski 1-10; Cavanaugh 1-4.

RECEIVING

BEARS — Moorehead 2-28; Payton 1-(-2); Gentry 2-16; Suhey 1-13; Barnes 1-13; Gault 2-31; Wrightman 1-17.
EAGLES — Quick 5-67; P. Smith 3-44; Spagnola 1-2; Haddix 4-27; R. Johnson 1-18; Little 2-10; Byars 1-2; Tautalatasi 3-7.

PASSING

BEARS — Tomczak 10-20-116, 2 int.; Payton 0-2-0, 1 int.
EAGLES — Jaworski 18-30-165, 1 TD, 2 int.; Cunningham 1-3-31; Cavanaugh 1-3-(-1), 2 int.

INTERCEPTIONS

BEARS — Duerson 1-22; Wilson 1-10; Richardson 2-32.

EAGLES — A. Johnson 1-(-3); A. Waters 2-0.

SACKS

BEARS — Duerson 1-12; Perry 1-7; Hampton 1-12.
EAGLES — A. Waters 1-9; White 1-7.

Game 3
Bears 25, Green Bay 12
Lambeau Field 55,527
September 22, 1986

CHICAGO 3 7 0 15 — 25
 GREEN BAY 3 6 3 0 — 12

PACKERS — Del Greco, 22-yd. field goal, 8 plays/39 yards. **BEARS** — Butler, 34-yd. field goal, 9 plays/29 yards. **BEARS** — Payton 2-yd. run (Butler kick), 6 plays/47 yards. **PACKERS** — Del Greco, 46-yd. field goal, 8 plays/53 yards. **PACKERS** — Del Greco, 45-yd. field goal, 7 plays/39 yards. **PACKERS** — Del Greco, 50-yd. field goal, 5 plays/14 yards. **BEARS** — Butler, 52-yd. field goal, 8 plays/44 yards. **BEARS** — Safety, Wright tackled by McMichael in end zone. **BEARS** — Ortego, 42-yd. pass from Fuller (Butler kick), 3 plays/53 yards. **BEARS** — Butler, 27-yd. field goal, 4 plays/11 yards.

Team Statistics	Packers	Bears
First Downs	16	18
Total Net Yards	278	296
Rushes/Net Yards	19/47	31/113
Net Passing	231	183
Passes (Att/Com)	43/23	27/17
Had Intercepted	1	1
Punts/Average	5/38.2	5/48.2
Return Yardage	146	167
Penalties/Yards	5/45	5/32
Fumbles/Lost	2/1	5/1
Sacks/Yards	0/0	4/31
Possession Time	27:48	32:12

RUSHING

BEARS — Suhey 5-19; Tomczak 2-5; Payton 18-57; Gentry 1-8; Thomas 1-3; Gault 1-4; Anderson 1-3; Fuller 2-14.

PACKERS — Ellis 2-6; Davis 9-8; Ellerson 6-28; Epps 1-5; Clark 1-0.

RECEIVING

BEARS — Moorehead 3-36; Gault 3-21; Payton 2-25; Thomas 1-18; Suhey 3-18; Wrightman 1-(-3); Ortego 2-51; Gentry 2-17.

PACKERS — Lofton 5-50; Epps 9-99; Davis 2-32; West 1-10; Stanley 3-43; Ellerson 1-0; Ellis 2-28.

PASSING

BEARS — Tomczak 9-13-74; Fuller 8-14-109, 1-1.
PACKERS — Wright 22-41-242, 1 int.; Ferragamo 1-2-20.

INTERCEPTIONS

BEARS — Duerson 1-31. **PACKERS** — Flynn 1-0.

SACKS

BEARS — McMichael 2-15; Dent 2-16.

Game 4
Bears 44, Cincinnati 7
Riverfront Stadium 55,146
September 28, 1986

CHICAGO 21 3 14 6 — 44
 CINCINNATI 0 7 0 0 — 7

BEARS — McMahon, 1-yd. run (Butler kick), 2 plays/2 yards. **BEARS** — Payton, 2-yd. pass from McMahon (Butler kick), 6 plays/17 yards. **BEARS** — Gault, 53-yd. pass from McMahon (Butler kick), 1 play/53 yards. **BENGALS** — Brooks, 5-yd. pass from Esiason (Breech kick), 6 plays/80 yards. **BEARS** — Butler, 41 yd. field goal, 10 plays/54 yards. **BEARS** Moorehead, 20-yd. pass from McMahon (Butler kick), 4 plays/43 yards. **BEARS** — Sanders, 1-yd. run (Butler kick), 5 plays/82 yards. **BEARS** — Sanders, 75-yd. pass from Fuller (kick failed). 2 plays/76 yards.

Team Statistics	Bengals	Bears
First Downs	16	23
Total Net Yards	338	476
Rushes/Net Yards	18/60	35/222
Net Passing	278	254
Passes (Att/Com)	45/22	26/15
Had Intercepted	5	1
Punts/Average	7/38.0	5/44.0
Return Yardage	134	88
Penalties/Yards	13/90	8/60
Fumbles/Lost	1/0	3/1
Sacks/Yards	1/5	4/28
Possession Time	27:36	32:24

RUSHING

BEARS — Suhey 3-9; Payton 10-51; McMahon 1-1; Thomas 11-43; Sanders 4-95; Anderson 6-23.
BENGALS — Brooks 7-15; Kinnebrew 2-4; Esiason 2-14; Johnson 3-22; Jennings 2-11.

RECEIVING

BEARS — Gault 7-174; Moorehead 4-67.
BENGALS — Collinsworth 6-115; Holman 1-12; Martin 2-57; Brooks 3-18; Brown 1-10; Johnson 5-20; McGee 2-24; Jennings 2-50.

PASSING

BEARS — McMahon 13-22-211, 3 TD's, 1 int.; Fuller 2-3-48; Tomczak 0-1-0.
BENGALS — Esiason 14-30-212, 1 TD, 4 int.; Anderson 5-12-64, 1 int.; Gaynor 3-3-30.

INTERCEPTIONS

BEARS — Fencik 1-10; Marshall 1-5; Wilson 1-21; Duerson 1-18; Jackson 1-0.
BENGALS — Barker 1-0.

SACKS

BEARS — Wilson 1-10; Harris 1-8; McMichael ½-5; Hartenstine 1½-10.
BENGALS — Skow 1-5.

Game 5
Bears 23, Minnesota 0
Soldier Field 63,921
October 5, 1986

MINNESOTA 0 0 0 0 — 0
 CHICAGO 0 10 3 10 — 23

BEARS — Payton, 2-yd. run (Butler kick), 7 plays/59 yards. **BEARS** — Butler, 24-yd. field goal, 8 plays/29 yards. **BEARS** — Butler, 42-yd. field goal, 11 plays/43 yards. **BEARS** — Ortego, 58-yd. pass from McMahon (Butler kick), 4 plays/74 yards. **BEARS** — Butler, 32-yd. field goal, 14 plays/74 yards.

Team Statistics	Vikings	Bears
First Downs	11	18
Total Net Yards	159	370
Rushes/Net Yards	20/45	47/171
Net Passing	114	199
Passes (Att/Com)	30/11	21/13
Had Intercepted	2	1
Punts/Average	8/43.0	4/40.8
Return Yardage	94	61
Penalties/Yards	5/55	5/35
Fumbles/Lost	1/1	2/2
Sacks/Yards	1/9	7/49
Possession Time	24:16	35:44

RUSHING

BEARS — Payton 26-108; Suhey 8-21; Anderson 4-8; Thomas 3-6; McMahon 5-25; Gault 1-3.
VIKINGS — Rice 6-24; D. Nelson 6-5; Brown 3-17; Kramer 1-0; Anderson 3-9; Lewis 1-(1-0).

RECEIVING

BEARS — Moorehead 1-6; Ortego 6-157; Gault 1-9; Gentry 3-23; Suhey 1-5; Payton 1-8.
VIKINGS — Brown 6-61; Rice 1-9; Lewis 1-13; Jordan 1-17; Carter 1-18; Jones 1-45.

PASSING

BEARS — McMahon 12-19-204, 1 TD, 1 int.; Fuller 1-2-4.

VIKINGS — Kramer 11-30-163, 2 int.

INTERCEPTIONS

BEARS — Phillips 1-6; Duerson 1-14.

VIKINGS — Holt 1-2.

SACKS

BEARS — Duerson 2-8; Wilson 1-6; McMichael 2½-16; Harris 1-13; Hampton ½-6.

VIKINGS — Martin 1-9.

Game 6
Bears 20, Houston 7
Astrodome 46,026
October 12, 1986

CHICAGO 0 7 7 6 — 20
 HOUSTON 0 0 7 0 — 7

BEARS — Gentry, 21-yd. run (Butler kick), 5 plays/51 yards. **BEARS** — Payton, 1-yd. run (Butler kick), 11 plays/60 yards. **OILERS** — Hill, 18-yd. pass from Moon (Zendejas kick), 7 plays/82 yards. **BEARS** — Butler, 31-yd. field goal, 12 plays/54 yards. **BEARS** — Butler, 27-yd. field goal, 10 plays/57 yards.

Team Statistics	Oilers	Bears
First Downs	19	23
Total Net Yards	283	360
Rushes/Net Yards	29/128	36/157
Net Passing	155	203
Passes (Att/Com)	29/13	33/13
Had Intercepted	1	1
Punts/Average	8/40.9	5/38.6
Return Yardage	57	116
Penalties/Yards	9/67	6/61
Fumbles/Lost	1/0	2/1
Sacks/Yards	1/6	5/49
Possession Time	24:38	35:22

RUSHING

BEARS — Payton 27-76; Suhey 4-18; Gault 2-28; McMahon 2-2; Gentry 2-25; Thomas 1-0; Anderson 3-8.

OILERS — Moriarty 8-19; Rozier 17-85; Moon 3-19; Woolfolk 1-5.

RECEIVING

BEARS — Gault 2-27; Barnes 1-13; Wrightman 2-19; Suhey 3-51; Moorehead 2-22; Ortego 2-47; Payton 1-30.

OILERS — Hill 5-84; Rozier 1-19; Woolfolk 2-38; Drewery 2-30; Givins 2-33.

PASSING

BEARS — McMahon 13-33-209, 1 int.

OILERS — Moon 12-29-204, 1 TD, 1 int.

INTERCEPTIONS

BEARS — Marshall 1-4.

OILERS — Eason 1-11.

SACKS

BEARS — Duerson 1-15; Singletary 1-12; Wilson 1-7; McMichael 1-8; Dent 1-7.

OILERS — Childress 1-6.

Game 7

Minnesota 23, Bears 7

Metrodome 62,851

October 19, 1986

CHICAGO 0 0 0 7 — 7
 MINNESOTA 13 3 7 0 — 23

VIKINGS — Anderson, 37-yd. pass from Kramer (kick blocked), 5 plays/64 yards. **VIKINGS** — Carter, 60-yd. pass from Kramer (C. Nelson kick), 3 plays/66 yards. **VIKINGS** — C. Nelson, 29-yd. field goal, 15 plays/70 yards. **VIKINGS** — Kramer, 5-yd. run (C. Nelson kick), 15 plays/85 yards. **BEARS** — Gault, 50-yd. pass from Fuller (Butler kick), 3 plays/48 yards.

Team Statistics	Vikings	Bears
First Downs	19	10
Total Net Yards	376	190
Rushes/Net Yards	45/157	18/53
Net Passing	219	137
Passes (Att/Com)	18/12	24/13
Had Intercepted	0	1
Punts/Average	3/46.0	6/39.0
Return Yardage	61	126
Penalties/Yards	10/75	10/96
Fumbles/Lost	3/1	2/1
Sacks/Yards	7/44	2/20
Possession Time	38:31	21:29

RUSHING

BEARS — Fuller 3-7; Payton 9-28; Suhey 4-7; Thomas 1-2; Tomczak 1-9.

VIKINGS — Rice 10-23; D. Nelson 14-61; Brown 13-37; Coleman 1-16; Kramer 4-21; Anderson 2-1; Wilson 1-(2).

RECEIVING

BEARS — Payton 2-2; Ortego 4-51; Moorehead 3-36; Wrightman 1-29; Gault 1-50; Suhey 2-13.

VIKINGS — D. Nelson 3-43; Anderson 1-37; Jordan 5-66; Carter 3-93.

PASSING

BEARS — Fuller 13-22-181, 1 TD; Tomczak 0-2-0, 1 int.

VIKINGS — Kramer 12-18-239, 2 TD's; Wilson 0-0-0.

INTERCEPTIONS

VIKINGS — Holt 1-9.

SACKS

BEARS — Hampton 1-15; Wilson 1-5.

VIKINGS — Martin 1-6; Robinson 2½-20½; Newton 1-7; Millard 1½-5½; Howard ½-2½; Browner ½-2½.

Game 8

Bears 13, Detroit 7

Soldier Field 62,064

October 26, 1986

DETROIT 0 0 7 0 — 10
 CHICAGO 7 3 0 3 — 13

BEARS — Marshall, 12-yd. fumble return (Butler kick). **BEARS** — Butler, 29-yd. field goal, 10 plays/43 yards. **LIONS** — S. Williams, 2-yd. run (Murray kick), 10 plays/77 yards. **BEARS** — Butler, 27-yd. field goal, 12 plays/66 yards.

Team Statistics	Lions	Bears
First Downs	11	12
Total Net Yards	214	252
Rushes/Net Yards	22/76	38/124
Net Passing	138	128
Passes (Att/Com)	27/12	26/18
Had Intercepted	2	2
Punts/Average	6/38.8	5/30.8
Return Yardage	114	113
Penalties/Yards	7/40	3/20
Fumbles/Lost	2/1	2/1
Sacks/Yards	3/20	3/23
Possession Time	24:00	36:00

RUSHING

BEARS — Payton 21-67; Suhey 8-28; McMahon 4-26; Thomas 4-11; Gentry 1-(4-8).

LIONS — James 8-31; J. Jones 13-43; S. Williams 1-2.

RECEIVING

BEARS — Payton 5-25; Thomas 1-7; Moorehead 1-6; Gault 3-29; Anderson 1-9; Suhey 1-7; Bortz 1-8; Wrightman 2-22; Ortego 2-27; Gentry 1-8.

LIONS — Rubick 4-56; Chadwick 3-70; Bland 2-9; Jones 1-8; Hunter 1-12; James 1-6.

PASSING

BEARS — McMahon 17-24-141, 2 int.; Fuller 1-2-7.

LIONS — Hipple 12-27-161, 2 int.

INTERCEPTIONS

BEARS — Richardson 1-0; Duerson 1-38.

LIONS — Mitchell 1-7; D. Johnson 1-0.

SACKS

BEARS — Marshall 1-9; Perry 1-11; Hampton 1-3.

LIONS — J. Williams 1-6; Ferguson 1-8; Gay 1-6.

Game 9

Los Angeles Rams 20, Bears 17
Soldier Field 64,877
November 3, 1986

LOS ANGELES RAMS . 0 0 17 3 — 20
CHICAGO 3 0 14 0 — 17

BEARS — Butler, 30-yd. field goal, 9 plays/44 yards. **RAMS** — Lansford, 26-yd. field goal, 4 plays/9 yards. **RAMS** — Irvin, 22-yd. fumble return (Lansford kick). **BEARS** — Sanders, 10-yd. run (Butler kick), 2 plays/15 yards. **BEARS** — Sanders, 34-yd. run (Butler kick), 1 play/34 yards. **RAMS** — Brown, 65-yd. pass from Dils (Lansford kick), 5 plays/79 yards. **RAMS** — Lansford, 50-yd. field goal, 6 plays/33 yards.

Team Statistics	Rams	Bears
First Downs	14	14
Total Net Yards	278	269
Rushes/Net Yards	40/141	37/146
Net Passing	137	123
Passes (Att/Com)	25/6	28/11
Had Intercepted	1	2
Punts/Average	7/37.4	7/37.7
Return Yardage99	1.87
Penalties/Yards	4/30	10/85
Fumbles/Lost	2/2	1/1
Sacks/Yards	1/7	0/0
Possession Time	27:37	32:23

RUSHING

BEARS — Payton 19-61; Suhey 3-3; Fuller 2-10; Anderson 1-7; Thomas 3-9; Buford 1-(1-13); Sanders 8-69.
RAMS — Dickerson 29-111; Redden 8-24; Dils 3-6.

RECEIVING

BEARS — Ortego 3-34; Payton 3-34; Moorehead 1-4; Anderson 1-8; Gault 1-20; Barnes 2-28.
RAMS — Dickerson 3-46; Brown 2-78; Guman 1-13.

PASSING

BEARS — Fuller 9-19-102, 2 int.; Payton 0-1-0; Tomczak 2-8-28.
RAMS — Dils 6-25-137, 1 TD, 1 int.

INTERCEPTIONS

BEARS — Fencik 1-24.
RAMS — Cromwell 1-0; Gray 1-18.

SACKS

RAMS — Meisner 1-7.

Game 10

Bears 23, Tampa Bay 3
Tampa Stadium 70,097
November 9, 1986

CHICAGO 14 3 0 6 — 23
TAMPA BAY 3 0 0 0 — 3

BEARS — Tomczak, 1-yd. run (Butler kick), 9 plays/92 yards. **BEARS** — Gault, 37-yd. pass from Tomczak (Butler kick), 3 plays/53 yards. **BUCCANEERS** — Igwebuike, 42-yd. field goal, 10 plays/56 yards. **BEARS** — Butler, 25-yd. field goal, 9 plays/91 yards. **BEARS** Butler, 23-yd. field goal, 10 plays/60 yards. **BEARS** — Butler, 22-yd. field goal, 11 plays/75 yards.

Team Statistics	Buccaneers	Bears
First Downs	14	20
Total Net Yards	272	434
Rushes/Net Yards	20/84	37/176
Net Passing	188	258
Passes (Att/Com)	43/22	25/11
Had Intercepted	1	1
Punts/Average	6/41.7	4/50.8
Return Yardage24	.57
Penalties/Yards	4/21	4/33
Fumbles/Lost	4/1	1/0
Sacks/Yards	1/7	5/32
Possession Time	31:29	28:31

RUSHING

BEARS — Suhey 4-12; Payton 20-139; Tomczak 1-1; Thomas 5-38; Gault 1-(1-15); Flutie 1-(1-1); Anderson 1-1; Sanders 4-1.
BUCCANEERS — Wilder 14-55; Young 4-23; Howard 2-6.

RECEIVING

BEARS — Gault 4-116; Payton 3-69; Wrightman 2-24; Gentry 1-37; Ortego 1-19.
BUCCANEERS — Wilder 4-16; Bell 2-36; Carter 5-69; Magee 5-51; Franklin 3-11; Howard 1-4; Gillespie 1-18; Williams 1-15.

PASSING

BEARS — Tomczak 11-24-265, 1 TD, 1 int.; Flutie 0-1-0.
BUCCANEERS — Young 22-43-220, 1 int.

INTERCEPTIONS

BEARS — Jackson 1-0.
BUCCANEERS — Easmon 1-0.

SACKS

BEARS — Dent 2-15; McMichael 1-2; Perry 2-15.
BUCCANEERS — Washington 1-7.

Game 11**Bears 13, Atlanta 10****Fulton County Stadium 55,520****November 16, 1986**

CHICAGO 0 3 10 0 — 13
 ATLANTA..... 3 7 0 0 — 10

FALCONS — Haji-Sheikh, 37-yd. field goal, 12 plays/46 yards. **FALCONS** — Williams, 14-yd. interception return (Haji-Sheikh kick). **BEARS** — Butler, 32-yd. field goal, 12 plays/57 yards. **BEARS** — Tomczak, 1-yd. run (Butler kick), 3 plays/88 yards. **BEARS** — Butler, 44-yd. field goal, 9 plays/48 yards.

Team Statistics	Falcons	Bears
First Downs	11	15
Total Net Yards	159	368
Rushes/Net Yards	28/118	39/165
Net Passing	41	203
Passes (Att/Com)	24/10	22/9
Had Intercepted	3	2
Punts/Average	7/48.1	3/49.7
Return Yardage	121	129
Penalties/Yards	6/43	6/50
Fumbles/Lost	0/0	1/1
Sacks/Yards	0/0	5/39
Possession Time	30:42	29:18

RUSHING

BEARS — Tomczak 6-36; Payton 20-69; Gentry 1-14; Thomas 7-25; Suhey 5-21.

FALCONS — Stamps 2-2; Riggs 22-92; Archer 3-18; Bailey 1-6.

RECEIVING

BEARS — Payton 2-6; Suhey 3-16; Moorehead 1-85; Gault 2-76; Wrightman 1-20.

FALCONS — Riggs 2-4; Middleton 1-4; Jones 1-10; C. Brown 5-60; Cox 1-2.

PASSING

BEARS — Tomczak 9-22-203, 2 int.

FALCONS — Archer 5-12-44; Schonert 5-12-36, 3 int.

INTERCEPTIONS

BEARS — Duerson 1-16; Richardson 2-34.

SACKS

BEARS — Dent ½-5½; Duerson 1-9; Marshall ½-5½; Wilson 2-13; Hampton 1-6.

Game 12**Bears 12, Green Bay 10****Soldier Field 59,291****November 23, 1986**

GREEN BAY 0 0 3 7 — 10
 CHICAGO 2 7 0 3 — 12

BEARS — Safety, Davis tackled by Hampton in end zone. **BEARS** — Gentry, recovered blocked punt by Gayle in end zone (Butler kick). **PACKERS** — Del Greco, 22-yd. field goal, 11 plays/52 yards. **PACKERS** — West, 46-yd. pass from Wright (Del Greco kick), 3 plays/78 yards. **BEARS** — Butler, 32-yd. field goal, 7 plays/20 yards.

Team Statistics	Packers	Bears
First Downs	11	15
Total Net Yards	195	300
Rushes/Net Yards	25/89	38/198
Net Passing	106	102
Passes (Att/Com)	29/10	38/15
Had Intercepted	2	3
Punts/Average	8/33.4	6/28.2
Return Yardage	71	105
Penalties/Yards	5/40	4/30
Fumbles/Lost	1/1	4/2
Sacks/Yards	0/0	6/42
Possession Time	23:01	36:59

RUSHING

BEARS — Payton 17-85; McMahon 6-64; Suhey 6-21; Perry 1-(-1); Thomas 6-30; Tomczak 2-(-1).

PACKERS — Davis 12-15; Carruth 2-1; Ellis 4-4; Ellerson 7-30.

RECEIVING

BEARS — Suhey 3-18; Gentry 3-59; Thomas 2-(-7); Moorehead 1-2; Gault 2-22; Payton 1-(-2); Wrightman 3-10.

PACKERS — Epps 2-19; Lofton 3-26; West 5-103.

PASSING

BEARS — McMahon 12-32-95, 3 int.; Tomczak 3-6-7.

PACKERS — Wright 10-29-148, 1 TD, 2 int.; Fusina 0-0-0.

INTERCEPTIONS

BEARS — Richardson 1-3; Marshall 1-0.

PACKERS — Lee 2-0; Greene 1-0.

SACKS

BEARS — Hampton 3-11; McMichael 1-18; Dent 2-13.

Game 13
Bears 13, Pittsburgh 10 (OT)
Soldier Field 61,425
November 30, 1986

PITTSBURGH..... 0 3 7 0 0 — 10
 CHICAGO..... 3 0 0 7 3 — 13

BEARS — Butler, 39-yd. field goal, 8 plays/10 yards. **STEELERS** — Anderson, 30-yd. field goal, 6 plays/36 yards. **STEELERS** — Gothard, 12-yd. pass from Newsome (Anderson kick), 9 plays/56 yards. **BEARS** — Payton, 3-yd. run (Butler kick), 17 plays/96 yards. **BEARS** — Butler, 42-yd. field goal, 5 plays/27 yards.

Team Statistics	Steelers	Bears
First Downs	18	25
Total Net Yards	291	406
Rushes/Net Yards	35/132	46/171
Net Passing	159	235
Passes (Att/Com)	30/14	30/19
Had Intercepted	2	2
Punts/Average	6/39.8	3/33.3
Return Yardage	97	82
Penalties/Yards	6/83	5/36
Fumbles/Lost	1/1	1/1
Sacks/Yards	0/0	1/7
Possess on Time	24:52	39:03

RUSHING

BEARS — Payton 31-90; Sanders 3-19; Suhey 3-5; Anderson 3-20; Tomczak 4-26; Thomas 2-11.
STEELERS — Abercrombie 12-39; Jackson 18-76; Malone 1-0; Erenberg 4-17.

RECEIVING

BEARS — Ortega 2-32; Gault 3-38; Payton 5-48; Moorehead 3-41; Wrightman 5-67; Suhey 1-9.
STEELERS — Lipps 2-18; Abercrombie 2-17; Jackson 1-12; Thompson 1-15; Stallworth 4-54; Erenberg 2-22; Gothard 1-12; Sweeney 1-16.

PASSING

BEARS — Tomczak 19-30-235, 2 int.
STEELERS — Malone 13-29-154, 2 int.; Newsome 1-1-12, 1 TD.

INTERCEPTIONS

BEARS — Gayle 1-13; Singletary 1-3.
STEELERS — Hinkle 1-6; Sanchez 1-4.

SACKS

BEARS — Marshall 1-7.

Game 14
Bears 48, Tampa Bay 14
Soldier Field 52,746
December 7, 1986

TAMPA BAY..... 0 0 0 14 — 14
 CHICAGO..... 7 21 14 6 — 48

BEARS — Tomczak, 8 yd. run (Butler kick), 6 plays/26 yards. **BEARS** — Sanders, 9-yd. run (Butler kick), 5 plays/22 yards. **BEARS** — Flutie, 4-yd. run (Butler kick), 4 plays/38 yards. **BEARS** — Payton, 27-yd. pass from Flutie (Butler kick), 2 plays/79 yards. **BEARS** — Gault, 8-yd. pass from Tomczak (Butler kick), 9 plays/58 yards. **BEARS** — Payton, 4-yd. run (Butler kick), 6 plays/62 yards. **BUCCANEERS** — Heflin, 48-yd. fumble return (lgwebuikie kick). **BUCCANEERS** — Magee, 14-yd. pass from Young (lgwebuikie kick), 14 plays/88 yards. **BEARS** — Barnes, 85-yd. kickoff return (bad snap).

Team Statistics	Buccaneers	Bears
First Downs	13	23
Total Net Yards	271	432
Rushes/Net Yards	22/50	46/245
Net Passing	221	187
Passes (Att/Com)	32/16	18/9
Had Intercepted	2	1
Punts/Average	4/39.5	2/52.0
Return Yardage	133	140
Penalties/Yards	6/40	5/38
Fumbles/Lost	4/3	2/2
Sacks/Yards	0/0	3/13
Possession Time	25:36	34:24

RUSHING

BEARS — Payton 20-78; Tomczak 5-27; Suhey 5-28; Thomas 3-5; Gentry 2-36; Flutie 2-7; Sanders 4-31; Anderson 5-33.
BUCCANEERS — Wilder 13-29; Springs 3-8; Young 4-11; Howard 2-2.

RECEIVING

BEARS — Gentry 2-17; Payton 3-98; Gault 2-60; Moorehead 1-12; Wrightman 1-0.
BUCCANEERS — Wilder 4-10; Magee 8-143; Carter 2-45; Howard 2-36.

PASSING

BEARS — Tomczak 7-11-108, 1 TD, 1 int.; Flutie 2-7-79, 1 TD; Fuller 0-0-0.
BUCCANEERS — Young 16-32-234, 1 TD, 2 int.

INTERCEPTIONS

BEARS — Fencik 1-3; Bell 1-(1-1).
BUCCANEERS — Curry 1-0.

SACKS

BEARS — Duerson 1-6; Rivera 1-2; Hampton 1-5.

Game 15
Bears 16, Detroit 13
Pontiac Silverdome 75,602
December 15, 1986

Game 16
Bears 24, Dallas 10
Texas Stadium 57,256
December 21, 1986

CHICAGO 0 3 0 13 — 16
 DETROIT 3 3 7 0 — 13

LIONS — Murray, 52-yd. field goal, 7 plays/48 yards. BEARS — Butler, 41-yd. field goal, 12 plays/47 yards. LIONS — Murray, 39-yd. field goal, 7 plays/39 yards. LIONS — Thompson, 4-yd. pass from Long (Murray kick), 1 play/4 yards. BEARS — Butler, 32-yd. field goal, 5 plays/26 yards. BEARS — Suhey, 4-yd. run (Butler kick), 8 plays/74 yards. BEARS — Butler, 22-yd. field goal, 11 plays/50 yards.

Team Statistics	Lions	Bears
First Downs	14	18
Total Net Yards	160	280
Rushes/Net Yards	21/56	40/161
Net Passing	104	119
Passes (Att/Com)	24/12	26/13
Had Intercepted	1	1
Punts/Average	8/48.8	4/49.3
Return Yardage	99	152
Penalties/Yards	4/43	8/61
Fumbles/Lost	2/1	5/3
Sacks/Yards	2/11	6/63
Possession Time	28:01	31:59

RUSHING

BEARS — Payton 19-83; Suhey 11-42; Anderson 2-13; Thomas 2-12; Flutie 6-11.

LIONS — James 12-32; Jones 9-24.

RECEIVING

BEARS — Gault 5-53; Gentry 3-30; Payton 2-8; Moorehead 1-25; Sanders 1-18; Wrightman 1-(-4).

LIONS — Thompson 4-54; Bland 3-55; Giles 2-39; James 1-7; Jones 1-6; Mandley 1-6.

PASSING

BEARS — Tomczak 0-2-0; Flutie 13-24-130, 1 int.
 LIONS — Long 12-24-167, 1 TD, 1 int.

INTERCEPTIONS

BEARS — Richardson 1-3.

LIONS — Galloway 1-22.

SACKS

BEARS — Duerson 1-8; Fencik 1-11; Marshall 2-22; McMichael 1-10; Dent 1-12.

LIONS — Griffin 1-7; Green 1-4.

CHICAGO 7 14 3 0 — 24
 DALLAS 0 0 0 10 — 10

BEARS — Payton, 1-yd. run (Butler kick), 8 plays/53 yards. BEARS — Anderson, 58-yd. pass from Flutie (Butler kick), 2 plays/60 yards. BEARS — Gault, 33-yd. pass from Flutie (Butler kick), 6 plays/91 yards. BEARS — Butler, 31-yd. field goal, 6 plays/43 yards. COWBOYS — Septien, 50-yd. field goal, 7 plays/9 yards. COWBOYS — Renfro, 11-yd. pass from Pelleur (Septien kick), 12 plays/85 yards.

Team Statistics	Cowboys	Bears
First Downs	16	17
Total Net Yards	260	322
Rushes/Net Yards	25/110	38/161
Net Passing	150	161
Passes (Att/Com)	37/18	22/9
Had Intercepted	3	3
Punts/Average	8/42.5	6/43.1
Return Yardage	129	70
Penalties/Yards	8/60	5/33
Fumbles/Lost	2/2	3/3
Sacks/Yards	3/12	7/67
Possession Time	29:35	30:25

RUSHING

BEARS — Payton 13-51; Anderson 9-30; Thomas 5-25; Flutie 1-19; Suhey 4-16; Gault 1-11; Sanders 2-3; Gentry 2-7; Fuller 2-(-1).

COWBOYS — Dorsett 11-65; Collier 5-32; Pelleur 2-8; Walker 5-3; Lavette 2-2.

RECEIVING

BEARS — Anderson 2-63; Gentry 2-31; Gault 1-33; Wrightman 1-26; Moorehead 1-15; Payton 1-5; Sanders 1-0.

COWBOYS — Renfro 5-76; Sherrard 4-36; Walker 4-30; Banks 1-19; Dorsett 1-19; Hill 2-18.

PASSING

BEARS — Flutie 8-14-152, 2 TD's, 1 int.; Tomczak 1-6-21, 1 int.; Fuller 0-2-0, 1 int.

COWBOYS — Pelleur 14-28-173, 1 TD, 1 int.; Collier 4-9-44, 2 int.

INTERCEPTIONS

BEARS — Marshall 1-1; Jackson 1-0; McMichael 1-5. COWBOYS — Fellows 2-0; Lockhart 1-5.

SACKS

BEARS — Wilson 2-22; Dent 2-24; Singletary 1-6; Marshall 1-6; Perry 1-9.

COWBOYS — Smerek 1½-3½; Jeffcoat 1-7; Bates ½-1½.

NFC Divisional Playoff
Redskins 27, Bears 13
Soldier Field 65,141
January 3, 1987

WASHINGTON 7 0 7 13 — 27
CHICAGO 0 13 0 0 — 13

REDSKINS — Monk, 28-yd. pass from Schroeder (Atkinson kick), 9 plays/69 yards. **BEARS** — Gault, 50-yd. pass from Flutie (Butler kick), 5 plays/75 yards. **BEARS** — Butler, 23-yd. field goal, 4 plays/-1 yards. **BEARS** — Butler, 41-yd. field goal, 8 plays/33 yards. **REDSKINS** — Monk, 23-yd. pass from Schroeder (Atkinson kick), 3 plays/26 yards. **REDSKINS** — Rogers, 1-yd. run (Atkinson kick), 11 plays/83 yards. **REDSKINS** — Atkinson, 35-yd. field goal, 9 plays/46 yards. **REDSKINS** — Atkinson, 25-yd. field goal, 4 plays/-4 yards.

Team Statistics	Redskins	Bears
First Downs	19	14
Total Net Yards	302	220
Rushes/Net Yards	39/134	24/93
Net Passing	168	127
Passes (Att/Com)	32/15	31/11

Had Intercepted	1	2
Punts/Average	7/39.3	5/40.6
Return Yardage	126	229
Penalties/Yards	8/65	4/42
Fumbles/Lost	2/0	3/2
Sacks/Yards	1/7	2/16
Possession Time	33:44	26:16

RUSHING

BEARS — Payton 14-38; Suhey 4-14; Thomas 3-18; Flutie 2-12; Anderson 1-11.

REDSKINS — Rogers 28-72; Bryant 8-46; Schroeder 3-16.

RECEIVING

BEARS — Gault 5-82; Wrightman 2-16; Ortego 2-36; Payton 1-(-2); Suhey 1-2.

REDSKINS — Warren 1-5; Clark 5-37; Bryant 4-61; Monk 5-81.

PASSING

BEARS — Flutie 11-31-134, 1 TD, 2 int.

REDSKINS — Schroeder 15-32-184, 2 TD's, 1 int.

INTERCEPTIONS

BEARS — Richardson 1-43.

REDSKINS — Dean 1-16; Green 1-17.

SACKS

BEARS — Jackson 1-8; Dent ½-4; Hampton ½-4.

REDSKINS — Olkewicz 1-7.

CHICAGO BEARS VETERANS PLAYOFF EXPERIENCE

Player	Games Played	Started	Player	Games Played	Started
Neal Anderson	1	0	Wilber Marshall	6	4
Lew Barnes	1	0	Dennis McKinnon	5	5
Kurt Becker	3	2	Jim McMahon	3	3
Todd Bell	3	2	Steve McMichael	6	6
Paul Blair	0	0	Emery Moorehead	7	6
Mark Bortz	6	6	Jim Morrissey	4	0
Maury Buford	6	0	Keith Ortego	4	1
Kevin Butler	4	0	Walter Payton	8	8
Jim Covert	6	6	William Perry	4	4
Richard Dent	6	6	Reggie Phillips	4	0
Maurice Douglass	1	0	Dan Rains	2	0
Dave Duerson	6	4	Mike Richardson	6	6
Gary Fencik	8	8	Ron Rivera	6	0
Doug Flutie	1	1	Larry Rubens	3	0
Leslie Frazier	5	4	Thomas Sanders	4	0
Steve Fuller	6	2	Mike Singletary	6	6
Willie Gault	6	6	Matt Suhey	6	6
Shaun Gayle	4	0	Tom Thayer	4	4
Dennis Gentry	6	0	Calvin Thomas	6	0
Dan Hampton	7	7	Mike Tomczak	1	0
Al Harris	4	2	Keith Van Horne	6	6
Mike Hartenstine	8	4	Henry Wachter	6	0
Jay Hilgenberg	6	6	Otis Wilson	6	6
Stefan Humphries	4	0	Tim Wrightman	4	0
Vestee Jackson	1	1			

BEARS IN OVERTIME

Overall: 6-7

Home: 3-2; Road: 3-5

October 16, 1977 – Minnesota 22, Chicago 16, at Minnesota; Bears win toss. Parsons punts 53 yards to Vikings' 18. Minnesota drives to Bears' 11. On a first and 10, Vikings fake a field goal and holder Krause hits Voigt with a touchdown pass at 6:45.

December 18, 1977 – Chicago 12, New York Giants 9, at East Rutherford, N.J.; Giants win toss. The ball changes hands eight times before Bob Thomas kicks 28-yard field goal at 14:51.

October 1, 1978 – Oakland 25, Chicago 19, at Chicago; Bears win toss. Both teams punt on first possession. On Chicago's second offensive series, Colzie intercepts Avellini's pass and returns it to Bears' 3. Three plays later, Whittington runs two yards for TD at 5:19.

September 9, 1980 – Green Bay 12, Chicago 6, at Green Bay; Bears win toss. Parsons punts and Nixon returns 16 yards. Five plays later, Marcol returns own blocked field goal attempt 24 yards for touchdown at 6:00.

November 27, 1980 – Chicago 23, Detroit 17, at Detroit; Bears win toss. Dave Williams returns kickoff 95 yards for TD at 0:21.

December 14, 1980 – Cincinnati 17, Chicago 14, at Chicago; Bengals win toss. Breech kicks 28-yard field goal at 4:23.

October 25, 1981 – Chicago 20, San Diego 17, at Chicago; Bears win toss. Teams trade punts, Bears' second punt returned by Brooks to Chargers' 33. Fouts pass intercepted by Fencik and returned 32 yards to San Diego 27. Roveto kicks 27-yard field goal seven plays later at 9:30.

November 8, 1981 – Chicago 16, Kansas City 13, at Kansas City; Bears win toss. Teams trade punts, Kansas City takes over on downs at its own 38. Fuller's fumble recovered by Harris on Chicago 36. Roveto's 37-yard field goal wide, but Chiefs penalized for leverage. Roveto's 22-yard field goal attempt three plays later is good at 13:07.

January 2, 1983 – Tampa Bay 26, Chicago 23, at Tampa; Bears win toss. Parsons punts to T. Bell at Buccaneers' 40. Capece kicks 33-yard field goal at 3:14.

September 18, 1983 – New Orleans 34, Chicago 31, at New Orleans; Bears win toss. Parsons punts and Groth returns five yards to New Orleans 34. Stabler pass intercepted by Schmidt at Chicago 47. Parsons punt downed by Gentry at New Orleans 2. Stabler gains 36 yards in 4 passes; Wilson 38 in six carries. Anderson kicks 41-yard field goal at 10:57.

September 25, 1983 – Baltimore 22, Chicago 19, at Baltimore; Colts win toss. Allegre kicks 33-yard field goal nine plays later at 4:51.

September 14, 1986 – Chicago 13, Philadelphia 10, at Chicago; Eagles win toss. Crawford fumbles kickoff return, caused by Duerson recovered by Jackson. 10 plays later Butler kicks 23-yard field goal at 5:56.

November 30, 1986 – Chicago 13, Pittsburgh 10, at Chicago; Bears win toss and kick to Steelers who punt after three plays. Bears drive 27 yards in five plays, the last of which is 42-yard field goal by Butler at 3:55.

PERTINENT DATES FOR THE 1987 NFL SEASON

August 1	Bears Report to training camp—Platteville, WI
August 16	Preseason opener at Miami
September 14	Regular Season Opener
October 20	Trade Deadline (4:00 p.m.)
Dec. 26-27	Regular Season Ends
January 3	AFC and NFC First Round Playoff Games
January 9-10	AFC and NFC Divisional Playoff Games
January 17	AFC and NFC Championship Games
January 31	Super Bowl XXII at Jack Murphy Stadium—San Diego, CA
February 7	AFC-NFC Pro Bowl Game at Aloha Stadium—Honolulu

CHICAGO BEARS 1987 VETERAN ROSTER

No.	Player	Pos.	Hgt.	Wgt.	Birth-date	NFL Exp	College	How Acquired
35	Anderson, Neal	RB	5-11	210	08/14/64	2	Florida	D-1, 86
81	Barnes, Lew	WR	5-8	160	12/27/62	2	Oregon	D-5, 86
79	Becker, Kurt	G/T	6-5	280	12/22/58	6	Michigan	D-6, 82
25	Bell, Todd	S	6-1	212	11/28/58	6	Ohio State	D-4, 81
68	Blair, Paul	T	6-4	280	03/08/63	2	Oklahoma State	D-4, 86
62	Bortz, Mark	G	6-6	275	02/12/61	5	Iowa	D-8, 83
8	Buford, Maury	P	6-1	195	02/18/60	6	Texas Tech	T-85
6	Butler, Kevin	K	6-1	204	07/24/62	3	Georgia	D-4, 85
74	Covert, Jim	T	6-4	275	03/22/60	5	Pittsburgh	D-1, 83
95	Dent, Richard	DE	6-5	263	12/13/60	5	Tenn. State	D-8, 83
37	Douglass, Maurice	DB	5-11	200	02/12/64	2	Kentucky	D-8, 86
22	Duerson, Dave	S	6-1	210	11/28/60	5	Notre Dame	D-3, 83
45	Fencik, Gary	S	6-1	193	06/11/54	12	Yale	FA-76
2	Flutie, Doug	QB	5-9	176	10/23/62	2	Boston College	T-86
21	Frazier, Leslie	CB	6-0	187	04/03/59	6	Alcorn State	FA-81
4	Fuller, Steve	QB	6-4	195	01/05/57	9	Clemson	T-85
83	Gault, Willie	WR	6-1	183	09/05/60	5	Tennessee	D-1, 83
23	Gayle, Shaun	S	5-11	193	03/08/62	4	Ohio State	D-10, 84
29	Gentry, Dennis	WR	5-8	180	02/10/59	6	Baylor	D-4, 82
99	Hampton, Dan	DE	6-5	267	09/19/57	9	Arkansas	D-1, 79
90	Harris, Al	LB/DE	6-5	270	12/31/56	8	Arizona State	D-1, 79
73	Hartenstine, Mike	DE	6-3	260	07/27/53	13	Penn State	D-2, 75
63	Hilgenberg, Jay	C	6-3	260	03/21/60	7	Iowa	FA-81
75	Humphries, Stefan	G	6-3	268	01/20/62	4	Michigan	D-3, 84
24	Jackson, Vestee	CB	6-0	186	08/14/63	2	Washington	D-2, 86
92	Krenk, Mitch	TE	6-2	231	11/19/59	2	Nebraska	FA-87
40	Lush, Mike	S	6-2	192	04/18/58	3	E. Stroudsburg State	FA-87
58	Marshall, Wilber	LB	6-1	230	04/18/62	4	Florida	D-1, 84
85	McKinnon, Dennis	WR	6-1	185	08/22/61	4	Florida State	FA-83
9	McMahon, Jim	QB	6-1	190	08/21/59	6	BYU	D-1, 82
76	McMichael, Steve	DT	6-2	265	10/17/57	8	Texas	FA-81
87	Moorehead, Emery	TE	6-2	225	03/22/54	11	Colorado	FA-81
51	Morrissey, Jim	LB	6-3	222	12/24/62	3	Michigan State	D-11, 85
89	Ortego, Keith	WR	6-0	180	08/30/63	3	McNeese State	FA-85
34	Payton, Walter	RB	5-10	205	07/25/54	13	Jackson State	D-1, 75
72	Perry, William	DT	6-2	317	12/16/62	3	Clemson	D-1, 85
48	Phillips, Reggie	CB	5-10	170	12/12/60	3	SMU	D-2, 85
86	Pickering, Clay	WR	6-5	215	06/02/61	3	Maine	FA-87
53	Rains, Dan	LB	6-1	222	04/26/56	4	Cincinnati	FA-82
27	Richardson, Mike	CB	6-0	188	05/23/61	5	Arizona State	D-2, 83
59	Rivera, Ron	LB	6-3	235	01/07/62	4	California	D-2, 84
52	Rubens, Larry	C	6-2	262	01/25/59	4	Montana State	FA-86
20	Sanders, Thomas	RB	5-11	203	01/04/62	3	Texas A & M	D-9, 85
50	Singletary, Mike	LB	6-0	235	10/09/58	7	Baylor	D-2, 81
26	Suhey, Matt	FB	5-11	216	07/07/58	8	Penn State	D-2, 80
57	Thayer, Tom	G	6-4	280	08/16/61	3	Notre Dame	D-4, 82
33	Thomas, Calvin	FB	5-11	245	01/07/60	6	Illinois	FA-82
18	Tomczak, Mike	QB	6-1	195	10/23/62	3	Ohio State	FA-85
78	Van Home, Keith	T	6-6	285	11/06/57	7	USC	D-1, 81
70	Waechter, Henry	DT	6-5	265	02/13/59	6	Nebraska	D-7, 82
55	Wilson, Otis	LB	6-2	227	09/15/57	8	Louisville	D-1, 80
80	Wrightman, Tim	TE	6-3	237	03/27/60	3	UCLA	D-3, 82

CHICAGO BEARS 1987 FIRST YEAR ROSTER

No.	Player	Pos.	Hgt.	Wgt.	Birth- date	NFL Exp	College	How Acquired
54	Adickes, John	C	6-3	264	06/29/64	R	Baylor	D-6, 87
11	Brown, Kevin	P	6-2	178	01/11/63	R	West Texas St.	FA-87
98	Bryan, Steve	DE	6-3	260	05/06/64	R	Oklahoma	D-5, 87
64	Carter, Ronnie James	G	6-3	260	11/21/63	R	Georgia So.	FA-87
94	Chapura, Dick	DT	6-3	280	06/15/64	R	Missouri	D-10, 87
13	Cox, Todd	K	5-11	180	04/04/60	1	Dubuque	FA-87
30	Duarte, George	DB	5-9	172	02/09/64	R	No. Arizona	FA-87
10	Duvic, John	K	5-11	168	12/05/64	R	Northwestern	FA-87
65	Flaherty, Tom	LB	6-3	227	09/24/64	1	Northwestern	FA-87
14	Harbaugh, Jim	QB	6-3	202	12/23/63	R	Michigan	D-1, 87
71	Harris, Archie	T	6-6	270	11/17/64	R	William & Mary	D-7, 87
36	Harris, Frank	RB	6-1	196	07/01/64	R	North Carolina State	
38	Heimuli, Lakei	FB	5-11	219	06/24/65	R	BYU	D-9, 87
96	Hendrix, Tim	TE	6-5	240	09/14/65	R	Tennessee	FA-87
39	Hicks, Ivan	DB	6-2	180	06/30/63	R	Michigan	FA-87
44	Hintz, Mike	S	6-1	195	08/08/65	R	WI-Platteville	FA-87
49	January, Mike	LB	6-1	234	06/30/64	R	Texas	FA-87
31	Jeffries, Eric	DB	5-10	161	07/25/64	R	Texas	D-12, 87
32	Jessie, Tim	RB	5-11	190	03/01/63	R	Auburn	D-11, 87
67	Johnson, Will	DE	6-4	245	12/04/64	R	N.E. Louisiana	D-5, 87
36	Kafentzis, Kyle	DB	5-11	192	04/06/64	R	Hawaii	FA-87
90	Knapczyk, Ken	WR	5-11	190	04/21/63	1	Northern Iowa	FA-87
88	Kozlowski, Glen	WR	6-1	195	12/31/62	1	BYU	D-11, 86
64	Migliazzo, Paul	LB	6-1	228	03/11/64	R	Oklahoma	D-8, 87
98	Mitchell, Bennie	WR	5-10	160	05/02/65	R	N.E. Louisiana	FA-87
97	Moritz, Dave	WR	6-0	177	06/12/62	1	Iowa	FA-87
84	Morris, Ron	WR	6-1	187	11/14/64	R	SMU	D-2, 87
46	Mosley, Anthony	HB	5-9	205	06/17/65	R	Fresno St.	FA-87
69	Norvell, Jay	LB	6-4	225	03/28/63	1	Iowa	FA-87
94	Patterson, Votie	WR	5-11	185	03/11/64	R	West Texas St.	FA-87
91	Popp, Jim	TE	6-5	245	11/13/63	1	Vanderbilt	FA-87
69	Rindy, Stuart	OL	6-5	266	05/22/64	R	Wis-Whitewater	FA-87
47	Romasko, Dave	FB/TE	6-3	235	11/03/63	R	Carroll Col. (MT)	FA-87
54	Rothschild, Doug	LB	6-2	231	04/27/65	R	Wheaton	FA-87
97	Smith, Sean	DE	6-4	275	03/27/65	R	Grambling	D-4, 87
65	Sowell, Brent	T/G	6-5	285	03/27/63	1	Alabama	FA-87
93	Taggart, Ed	TE	6-3	230	12/19/64	R	Ohio State	FA-87
82	Walton, Riley	TE	6-3	245	08/06/62	1	Tenn State	FA-86
60	Wojciechowski, John	G	6-4	262	07/30/63	1	Michigan State	FA-87
43	Wolden, Allen	FB	6-3	232	04/11/65	R	Bemidji State	FA-87

INSTANT REPLAY APPROVED FOR 1987

For the second year in a row, NFL clubs have approved a limited system of Instant Replay on a one-year basis.

The system basically stays the same as in 1986 with the exception that larger monitors will be used by Replay Officials. In 1986, there were 374 plays closely reviewed (defined as a contact to the field, but not necessarily stoppage of play). There were 38 reversals for an average of one reversal in each six games. There were three other rulings (clarification of rules) by Replay Officials.

In 1986, the system was approved by a 23-4-1 vote. In 1987, the vote was 21-7.

The NFL has discussed Instant Replay in some degree or other since the early 1970s. The League experimented in 1976 and 1978 using two basic frameworks—an independent system using cameras, replay machines, and technicians separate from the network covering the game, and a “no frills” approach using existing television coverage.

In 1985, the NFL used the network feed of nine nationally televised preseason games to experiment with the basic system that later was adopted for 1986 and 1987. A total of 28 plays were examined closely in 1985 (17 confirmed call, 4 were inconclusive, 1 was reversed, and 6 had no replay shown).

What is the objective of this system?

The clubs feel that on certain plays the telecast viewed by the general public should be used to correct an indisputable error. The system will be used to reverse an on-field decision only when the Replay Official has *indisputable visual evidence* available to him that warrants the change.

Is the television network carrying the game part of the review process?

No. Although the Replay Official will be viewing the live network feed, there is no communication to television personnel as to what plays to show or not to show.

What is the step-by-step procedure of play review?

The Replay Official will view game action and a play will be replayed immediately on one of the two monitors, while the other monitor continues to record the live feed.

The Replay Official makes a determination if further study of the play is needed. If not, there is no contact with the field and play continues without interruption.

If the Replay Official believes an error may have been made, the Umpire will be contacted via a headset.

The Replay Official will watch replay(s) on one or both monitors and complete his review within a reasonable period after the play is over.

The Replay Official will inform the Umpire of his decision, and the Referee will make the appropriate announcement on the wireless microphone.

The limited Instant Replay system concentrates on plays of possession or touching (e.g., fumbles, receptions, interceptions, muffs) and most plays governed by the sidelines, goal lines, end lines, and line of scrimmage (e.g., receiver or runner in or out of bounds, forward or backward passes, breaking the plane of the goal line).

However, the Instant Replay system will *not* include the following fouls: clipping; encroachment and offsides; grasp of facemask; false start; defensive pass interference; offensive pass interference; offensive holding and illegal use of hands; illegal batting or punching ball; illegal block on free kick or scrimmage kick; illegal crackback; illegal motion; illegal use of forearm or elbow; illegal use of hands by defense; illegally kicking the ball; illegally snapping the ball; intentional grounding; member of the punting team downfield early; illegal formation; palpably unfair act; piling on; roughing the passer; running into or roughing the kicker; striking, kicking, or kneeling; unnecessary roughness; unsportsmanlike conduct; and use of the helmet as a weapon.

WHAT TO LOOK FOR IN 1987

1. Bears attempting to become the 1st team from the NFC to win 4 consecutive division titles during the '80's.
2. Bears improving on their record of 10 straight home victories against AFC opponents vs. Kansas City and Seattle. Chicago's last home loss against an AFC foe was a 17-14 overtime decision against the Bengals on December 14, 1980.
3. Bears improving on their record of 44-4 when leading after three quarters during Mike Ditka's tenure as head coach.
4. Bears continuing success playing in domed stadiums where they have won 7 of their last 8 games. The Bears play Detroit and Minnesota indoors this season.
5. The Kansas City Chiefs making their first regular season appearance in Soldier Field since 1977.
6. Bears attempting to become the first team in NFL history to lead the league in rushing for 5 straight seasons. The Bears have led the league in rushing for 4 straight years on two separate occasions; 1939-42 and 1983-86.
7. Bears concluding their regular season with a victory. Chicago has won 10 of its last 12 season finales.
8. Bears defense attempting to lead NFL in total defense for a record 4th straight season.
9. Bears defense attempting to lead the NFL in fewest points allowed. They led in 1985 by allowing only 198 points and set a NFL record by allowing just 187 points for a 16-game season last year.
10. Bears continuing their success on the road. Their 18-6 regular season mark is the best in the NFL over the last three years.
11. Bears attempting to achieve 4 straight winning seasons for the first time since 1951. The Bears had 6 straight winning seasons from 1946-51.
12. Walter Payton attempting to earn Pro Bowl honors for a record 10th time. His 9 appearances ties him with Jack Lambert, Joe Greene and Ken Houston.
13. Payton scoring his 7th touchdown which will break Jim Brown's career mark of 126. Payton's next rushing score will also set a NFL record. Payton and Brown currently co-hold the record with 106 career rushing TD's.
14. Gary Fencik increasing his club record of 38 career interceptions. Fencik is currently the second leading active interceptor in the NFC.
15. Kevin Butler going for his 3rd straight NFC scoring title. Butler led the entire NFL in scoring in 1985 with 144 points and paced the NFC with 120 points in 1986.
16. Butler attempting to lead the NFC in field goals for the 3rd straight year.
17. Mike Singletary earning all-pro honors for the 5th consecutive year. Singletary and Payton have been named to the NFC squad in each of the last 4 seasons.
18. Jim McMahon returning to the lineup and the Bears increasing their streak of 23 straight wins with McMahon as the starting quarterback.
19. Dennis Gentry once again ranking near the top of the league in kickoff returns. Gentry led the NFL in 1986 with a 28.8 average and has returned a kickoff for a touchdown in each of the last two seasons.
20. Richard Dent leading the team in sacks for the 4th straight season. Dent led the NFC in 1984 with 17.5 sacks and again in 1985 with 17. He paced the Bears last year with 11.5.

GEORGE S. HALAS

February 2, 1895 – October 31, 1983

Leading the Chicago Bears for more than a half-century, George S. Halas, the team's founder and head coach for 40 years, was one of the most enduring personalities in sports history. Halas was active in the Bears since 1920 when he founded the team and 1987 represents the 68th year since the Bears came into being as the Decatur Staleys. No other football coach, professional or college, has equalled his personal winning record. The 40 years he had been coach break down into four separate tenures: 1920-29, 1933-42, 1946-55 and 1958-67. In those years, the Bears won 326 games, including playoff wins.

Halas was born and raised on Chicago's west side, prepped at Crane Tech High School before attending the University of Illinois where he earned a B.S. degree and lettered in football, basketball and baseball. After graduation in 1918, he went into the Navy for the first of his two tours of duty. He was named player of the game in the 1919 Rose Bowl as an end on that Great Lakes team that beat the Marines 17-0. A commander when he left active duty in 1946, Halas retired as a captain in the Naval Reserve. He was also awarded the Distinguished Citizens Award, the highest honor the Navy can bestow on a civilian.

After leaving the Navy, Halas played right field for the New York Yankees. A hip injury shortened his baseball career. Halas went to work for a Decatur, Illinois corn products firm owned by an enthusiastic sports fan, Mr. A. E. Staley. Mr. Staley, who sponsored a semi-pro baseball team and later that summer, commissioned Halas to organize an independent football team.

The Decatur Staleys were forerunners of the Bears. In 1921, they were known as the Chicago Staleys and in 1922, the team officially became known as the Chicago Bears.

PRO CAREER: As a player, Halas set an NFL record that stood for 49 years. He ran 98 yards for a TD with a Jim Thorpe fumble in a 26-0 win over the Oorang Indians at Wrigley Field November 4, 1923. He played end for the Bears from 1920-29; he was named to the NFL All-Pro squad of the 1920's.

PRO COACHING CAREER: Four times, Halas interrupted his coaching activities of his own volition. He turned over the leadership to Ralph Jones from 1930 through 1932. When he left for the U.S. Navy on November 1, 1942, Luke Johnsos and "Hunk" Anderson shared head coaching responsibilities through '45. John "Paddy" Driscoll coached in 1956-57. Coincidentally, in '33 and again in '46 when Halas resumed duties after having been away, his Bears' won world championships immediately. During the 1940's, Halas' teams reached the height of its power with four straight Western Conference titles; three world championships; a fantastic four-season record (including preseason games) of 62 wins, 7 losses, 1 tie for a winning percentage of .899; 2,164 points against 842. The 1940 team, which defeated the Washington Redskins 73-0 for the world championship, was voted the greatest professional team of all time by the National Academy of Sports Editors in 1963. Resuming coaching in 1958, Halas needed a little more time to develop another championship and in 1963, the Bears won their eighth championship. The Associated Press, The Sporting News, and the United Press International named him Coach-of-the-Year after the 1963 and 1965 seasons. He is a charter member of the Pro Football Hall of Fame. He retired from coaching May 27, 1968.

HALAS HALLMARKS

NO. 1 WINNING COACH OF ALL TIME

NAME & SEASONS ACTIVE	WON	LOST	TIED	PCT.
GEORGE S. HALAS (40)	326	151	30	.673
Paul (Bear) Bryant (38)	323	85	17	.780
A. A. Stagg (57)	314	199	35	.605
Eddie Robinson (40)	313	101	15	.756
Glenn (Pop) Warner	313	106	32	.729
Wayne (Woody) Hayes (33)	238	72	10	.759
E. L. (Curly) Lambeau (33)	234	135	23	.626

HALAS' BEARS RECORDS

Longest run with opponent's fumble: 98 yards (TD) 11/4/23

ALL-TIME COACHING RECORDS

Most wins: 326

Most consecutive regular season wins without defeat: 23-0-1 (1941-43); tied with old Canton Bulldogs

Most consecutive wins (all games): 18 (1933-34) & (1941-42)

Most consecutive regular season victories: 17 (1933-34)

BEAR COACHING RECORDS

Most wins: 326

Most regular season wins; consecutive: 23 (1941-43)

Most consecutive wins (including playoffs): 18 (1933-34) & (1941-43)

Most consecutive wins (all games): 30 (1932-33)

Most World Champions: 6 (1921, 1933, 1940-41, 1946, 1963)

BEARS VS. THE NFL

Opponent (1st Game)	Regular Season	Post-Season	Pre-Season
Atlanta (1966)	6-9	0-0	0-0
Buffalo (1970)	2-1	0-0	7-0-1
Cincinnati (1972)	1-2	0-0	3-5
Cleveland (1951)	3-6	0-0	4-11
Dallas (1960)	5-7	0-1	3-2
Denver (1971)	4-3	0-0	2-2
Detroit (1930)	61-42-3	0-0	1-0
Green Bay (1921)	72-55-6	1-0	6-13-3
Houston (1973)	2-2	0-0	4-4
* Indianapolis (1953)	14-21	0-0	5-4-1
Kansas City (1973)	2-1	0-0	1-3
# L.A. Raiders (1972)	2-3	0-0	2-1
+ L.A. Rams (1937)	42-27-3	1-1	1-1
Miami (1971)	0-4	0-0	1-2-1
Minnesota (1961)	23-26-2	0-0	1-2
New England (1973)	2-2	1-0	0-1
New Orleans (1968)	7-4	0-0	1-1
N.Y. Giants (1925)	22-14-2	5-2	12-6
N.Y. Jets (1974)	2-1	0-0	3-0
Philadelphia (1933)	20-3-1	0-1	14-8
§ Pittsburgh (1934)	14-4-1	0-0	17-6
¢ St. Louis (1920)	51-25-6	0-0	9-19
San Diego (1970)	1-4	0-0	1-2
San Francisco (1950)	24-22-1	0-1	1-0
Seattle (1976)	1-3	0-0	1-1
Tampa Bay (1977)	12-4	0-0	1-0
% Washington (1932)	17-9-1	3-3	23-7
TOTALS (27 Active NFL)	392-280-26	11-9	125-100-6
TOTALS (All Opponents)	511-322-42	12-9	214-107-10

* Franchise in Baltimore prior to 1984.

Franchise in Oakland prior to 1982.

+ Franchise in Cleveland prior to 1946.

§ Steelers known as Pirates prior to 1941.

¢ Franchise in Chicago prior to 1960.

% Franchise in Boston prior to 1937 and known as Braves prior to 1933.

RECENT BEAR DRAFTS

1977

1	California	T	ALBRECHT, Ted
2	Colorado	DB	SPVEY, Mike
3	Washington	RB	EARL, Robin
4			from New York Giants
5			Choice to Pittsburgh
6			Choice to Oakland
7			Choice to Oakland
8			Choice to Pittsburgh
9			Choice to Philadelphia
10			Choice to New York Jets
11			Choice to Philadelphia
12			Choice to Philadelphia
13			Choice to Philadelphia
14			Choice to Philadelphia
15			Choice to Philadelphia
16			Choice to Philadelphia
17			Choice to Philadelphia
18			Choice to Philadelphia
19			Choice to Philadelphia
20			Choice to Philadelphia
21			Choice to Philadelphia
22			Choice to Philadelphia
23			Choice to Philadelphia
24			Choice to Philadelphia
25			Choice to Philadelphia
26			Choice to Philadelphia
27			Choice to Philadelphia
28			Choice to Philadelphia
29			Choice to Philadelphia
30			Choice to Philadelphia
31			Choice to Philadelphia
32			Choice to Philadelphia
33			Choice to Philadelphia
34			Choice to Philadelphia
35			Choice to Philadelphia
36			Choice to Philadelphia
37			Choice to Philadelphia
38			Choice to Philadelphia
39			Choice to Philadelphia
40			Choice to Philadelphia
41			Choice to Philadelphia
42			Choice to Philadelphia
43			Choice to Philadelphia
44			Choice to Philadelphia
45			Choice to Philadelphia
46			Choice to Philadelphia
47			Choice to Philadelphia
48			Choice to Philadelphia
49			Choice to Philadelphia
50			Choice to Philadelphia
51			Choice to Philadelphia
52			Choice to Philadelphia
53			Choice to Philadelphia
54			Choice to Philadelphia
55			Choice to Philadelphia
56			Choice to Philadelphia
57			Choice to Philadelphia
58			Choice to Philadelphia
59			Choice to Philadelphia
60			Choice to Philadelphia
61			Choice to Philadelphia
62			Choice to Philadelphia
63			Choice to Philadelphia
64			Choice to Philadelphia
65			Choice to Philadelphia
66			Choice to Philadelphia
67			Choice to Philadelphia
68			Choice to Philadelphia
69			Choice to Philadelphia
70			Choice to Philadelphia
71			Choice to Philadelphia
72			Choice to Philadelphia
73			Choice to Philadelphia
74			Choice to Philadelphia
75			Choice to Philadelphia
76			Choice to Philadelphia
77			Choice to Philadelphia
78			Choice to Philadelphia
79			Choice to Philadelphia
80			Choice to Philadelphia
81			Choice to Philadelphia
82			Choice to Philadelphia
83			Choice to Philadelphia
84			Choice to Philadelphia
85			Choice to Philadelphia
86			Choice to Philadelphia
87			Choice to Philadelphia
88			Choice to Philadelphia
89			Choice to Philadelphia
90			Choice to Philadelphia
91			Choice to Philadelphia
92			Choice to Philadelphia
93			Choice to Philadelphia
94			Choice to Philadelphia
95			Choice to Philadelphia
96			Choice to Philadelphia
97			Choice to Philadelphia
98			Choice to Philadelphia
99			Choice to Philadelphia
100			Choice to Philadelphia

1978

1	Choice to Los Angeles through Cleveland
2	Choice to San Francisco
3	SHEARER, Brad
4	Choice to Kansas City
5	Choice to Cincinnati
6	SKIBINSKI, John
7	from Kansas City
8	IRENEA, Mikel
9	JONES, Herman
10	FREITAS, George
11	MARTIN, Mike
12	ZAMBIASI, Ben
13	UNDERWOOD, Walt
14	SIBLEY, Lew

1979

1	HAMPTON, Dan
2	from Tampa Bay
3	HARRIS, Al
4	WATTS, Ricky
5	MC CLENDON, Willie
6	Choice to Cincinnati
7	Choice to Dallas
8	SULLIVAN, John
9	KUNZ, Lee
10	MOSS, Rick
11	HEAVENS, Jerome
12	RESTIC, Joe
13	WRIGHT, Bob
14	BECKER, Dave

1975

1	RAYTON, Walter
2	HARTENSTEIN, Mike
3	Choice to Baltimore
4	LIVERS, Virgil
5	Choice to Washington
6	SOREY, Reue
7	Choice to Baltimore
8	Choice to Philadelphia
9	Choice to Philadelphia
10	Choice to Philadelphia
11	Choice to Philadelphia
12	Choice to Philadelphia
13	Choice to Philadelphia
14	Choice to Philadelphia
15	Choice to Philadelphia
16	Choice to Philadelphia
17	Choice to Philadelphia
18	Choice to Philadelphia
19	Choice to Philadelphia
20	Choice to Philadelphia
21	Choice to Philadelphia
22	Choice to Philadelphia
23	Choice to Philadelphia
24	Choice to Philadelphia
25	Choice to Philadelphia
26	Choice to Philadelphia
27	Choice to Philadelphia
28	Choice to Philadelphia
29	Choice to Philadelphia
30	Choice to Philadelphia
31	Choice to Philadelphia
32	Choice to Philadelphia
33	Choice to Philadelphia
34	Choice to Philadelphia
35	Choice to Philadelphia
36	Choice to Philadelphia
37	Choice to Philadelphia
38	Choice to Philadelphia
39	Choice to Philadelphia
40	Choice to Philadelphia
41	Choice to Philadelphia
42	Choice to Philadelphia
43	Choice to Philadelphia
44	Choice to Philadelphia
45	Choice to Philadelphia
46	Choice to Philadelphia
47	Choice to Philadelphia
48	Choice to Philadelphia
49	Choice to Philadelphia
50	Choice to Philadelphia
51	Choice to Philadelphia
52	Choice to Philadelphia
53	Choice to Philadelphia
54	Choice to Philadelphia
55	Choice to Philadelphia
56	Choice to Philadelphia
57	Choice to Philadelphia
58	Choice to Philadelphia
59	Choice to Philadelphia
60	Choice to Philadelphia
61	Choice to Philadelphia
62	Choice to Philadelphia
63	Choice to Philadelphia
64	Choice to Philadelphia
65	Choice to Philadelphia
66	Choice to Philadelphia
67	Choice to Philadelphia
68	Choice to Philadelphia
69	Choice to Philadelphia
70	Choice to Philadelphia
71	Choice to Philadelphia
72	Choice to Philadelphia
73	Choice to Philadelphia
74	Choice to Philadelphia
75	Choice to Philadelphia
76	Choice to Philadelphia
77	Choice to Philadelphia
78	Choice to Philadelphia
79	Choice to Philadelphia
80	Choice to Philadelphia
81	Choice to Philadelphia
82	Choice to Philadelphia
83	Choice to Philadelphia
84	Choice to Philadelphia
85	Choice to Philadelphia
86	Choice to Philadelphia
87	Choice to Philadelphia
88	Choice to Philadelphia
89	Choice to Philadelphia
90	Choice to Philadelphia
91	Choice to Philadelphia
92	Choice to Philadelphia
93	Choice to Philadelphia
94	Choice to Philadelphia
95	Choice to Philadelphia
96	Choice to Philadelphia
97	Choice to Philadelphia
98	Choice to Philadelphia
99	Choice to Philadelphia
100	Choice to Philadelphia

1976

1	LICK, Dennis
2	Choice to Detroit
3	Choice to Pittsburgh
4	BASCINAGEL, Brian
5	Choice to Detroit
6	Choice to Detroit
7	Choice to Detroit
8	Choice to Detroit
9	Choice to Detroit
10	Choice to Detroit
11	Choice to Detroit
12	Choice to Detroit
13	Choice to Detroit
14	Choice to Detroit
15	Choice to Detroit
16	Choice to Detroit
17	Choice to Detroit
18	Choice to Detroit
19	Choice to Detroit
20	Choice to Detroit
21	Choice to Detroit
22	Choice to Detroit
23	Choice to Detroit
24	Choice to Detroit
25	Choice to Detroit
26	Choice to Detroit
27	Choice to Detroit
28	Choice to Detroit
29	Choice to Detroit
30	Choice to Detroit
31	Choice to Detroit
32	Choice to Detroit
33	Choice to Detroit
34	Choice to Detroit
35	Choice to Detroit
36	Choice to Detroit
37	Choice to Detroit
38	Choice to Detroit
39	Choice to Detroit
40	Choice to Detroit
41	Choice to Detroit
42	Choice to Detroit
43	Choice to Detroit
44	Choice to Detroit
45	Choice to Detroit
46	Choice to Detroit
47	Choice to Detroit
48	Choice to Detroit
49	Choice to Detroit
50	Choice to Detroit
51	Choice to Detroit
52	Choice to Detroit
53	Choice to Detroit
54	Choice to Detroit
55	Choice to Detroit
56	Choice to Detroit
57	Choice to Detroit
58	Choice to Detroit
59	Choice to Detroit
60	Choice to Detroit
61	Choice to Detroit
62	Choice to Detroit
63	Choice to Detroit
64	Choice to Detroit
65	Choice to Detroit
66	Choice to Detroit
67	Choice to Detroit
68	Choice to Detroit
69	Choice to Detroit
70	Choice to Detroit
71	Choice to Detroit
72	Choice to Detroit
73	Choice to Detroit
74	Choice to Detroit
75	Choice to Detroit
76	Choice to Detroit
77	Choice to Detroit
78	Choice to Detroit
79	Choice to Detroit
80	Choice to Detroit
81	Choice to Detroit
82	Choice to Detroit
83	Choice to Detroit
84	Choice to Detroit
85	Choice to Detroit
86	Choice to Detroit
87	Choice to Detroit
88	Choice to Detroit
89	Choice to Detroit
90	Choice to Detroit
91	Choice to Detroit
92	Choice to Detroit
93	Choice to Detroit
94	Choice to Detroit
95	Choice to Detroit
96	Choice to Detroit
97	Choice to Detroit
98	Choice to Detroit
99	Choice to Detroit
100	Choice to Detroit

1980

1. **WILSON, Otis**
LB Louisville
2. **SUHEY, Matt**
RB Penn State
3. Choice to Dallas
4. **THOMPSON, Arland**
G Baylor
5. **TABOR, Paul**
C Oklahoma
6. **GUESS, Mike**
DB Ohio State
7. **TOLBERT, Emanuel**
WR Southern Methodist
8. **CLARK, Randy**
G Northern Illinois
9. **SCHONERT, Turk**
QB Stanford
10. **STEPHENS, Willie**
DB Texas Tech
11. **JUDGE, Chris**
DB Texas Christian
12. **FISHER, Robert**
TE Southern Methodist

1981

1. **VAN HORNE, Keith**
T Southern California
2. **SINGLETARY, Mike**
LB Baylor
from San Francisco
Choice to San Francisco
3. **MARGERUM, Ken**
WR Stanford
4. **BELL, Todd**
DB Ohio State
5. Choice to San Francisco
6. **HENDERSON, Reuben**
DB San Diego State
7. **FISHER, Jeff**
DB Southern California
8. **ZETTEK, Scott**
DT Notre Dame
9. **DITTA, Frank**
G Baylor
10. **CLIFFORD, Tim**
QB Indiana
11. **JOHNSON, Lonnie**
RB Indiana
12. **SHUPRYT, Bob**
LB New Mexico

1982

1. **MC MAHON, Jim**
QB Brigham Young
2. Choice to Tampa Bay
3. **WRIGHTMAN, Tim**
TE UCLA
4. **GENTRY, Dennis**
RB Baylor
5. **HARTNETT, Perry**
G Southern Methodist
6. **TABRON, Dennis**
DB Duke
from San Diego
7. **BECKER, Kurt**
G Michigan
8. **WAECHTER, Henry**
DT Nebraska
9. **DOERGER, Jerry**
T Wisconsin
10. **HATCHETT, Mike**
DB Texas
11. **TURNER, Joe**
DB Southern California
12. **BOLIAUX, Guy**
LB Wisconsin
13. **YOUNG, Ricky**
LB Oklahoma State

1983

1. **COVERT, Jimbo**
T Pittsburgh
2. **GAULT, Willie**
WR Tennessee
from Tampa Bay
3. **RICHARDSON, Mike**
DB Arizona State
4. **DUERSON, Dave**
DB Notre Dame
5. **THAYER, Tom**
C Notre Dame
6. **DUNSMORE, Pat**
TE Drake
from San Diego
7. Choice to New England
8. Choice to Cleveland
9. Choice to Cleveland
10. **DENT, Richard**
DE Tennessee State
11. **BORTZ, Mark**
DT Iowa
from San Diego

9. **FADA, Bob**
G Pittsburgh
10. **ZAVAGNIN, Mark**
LB Notre Dame
from Cleveland through San Francisco
11. **HUTCHISON, Anthony**
RB Texas Tech
12. **WORTHY, Gary**
RB Wilmington
13. **WILLIAMS, Oliver**
WR Illinois
from San Francisco
Choice to San Diego

1984

1. **MARSHALL, Wilber**
LB Florida
2. **RIVERA, Ron**
LB California
3. **HUMPHRIES, Stefan**
G Michigan
4. **ANDREWS, Tom**
G Louisville
5. Choice to WAS through SD,
SEA and NYG
6. Choice to Dallas
7. **ROBERTSON, Nakita**
RB Central Arkansas
8. **ANDERSON, Brad**
WR Arizona
9. Choice to San Francisco
10. **CASALE, Mark**
QB Montclair State
from Cleveland
11. **VESTMAN, Kurt**
TE Idaho
12. **GAYLE, Shaun**
DB Ohio State
from Cleveland
13. Choice to L.A. Rams
14. **BUTKUS, Mark**
DT Illinois
from Cleveland
15. Choice to Miami through SF
16. **JORDAN, Donald**
RB Houston
from Cleveland

1985

1. **PERRY, William**
DT Clemson
2. **PHILLIPS, Reggie**
DB Southern Methodist
3. **MANESS, James**
WR Texas Christian
4. **BUTLER, Kevin**
K Georgia
Choice to N.Y. Jets
5. Choice to L.A. Rams
6. **BENNETT, Charles**
DE S.W. Louisiana
7. **BUXTON, Steve**
T Indiana State
8. **SANDERS, Thomas**
RB Texas A&M
9. **CORYATT, Pat**
DT Baylor
10. **MORRISSEY, James**
LB Michigan State
11. Choice to San Diego

1986

1. **ANDERSON, Neal**
RB Florida
2. **JACKSON, Vestee**
CB Washington
3. **WILLIAMS, David**
WR Illinois
4. **BLAIR, Paul**
T Oklahoma State
5. **BARNES, Lew**
WR Oregon
6. **POWELL, Jeff**
RB Tennessee
7. **JONES, Bruce**
DB North Alabama
8. **DOUGLASS, Maurice**
DB Kentucky
9. **ELTSCHIK, John**
P Texas
10. **HUNDLEY, Barton**
DB Kansas State
11. **KOZLOWSKI, Glen**
WR BYU
12. Choice to San Diego

ALL-TIME FIRST ROUND PICKS

Year	Pick	Player	Year	Pick	Player
1936	6th	T Joe Stydahar, West Virginia	1963b	11th	(from Pitt for QB Ed Brown)
1937	8th	E Les McDonald, Nebraska			C Dave Behrman, Michigan St.
1938	10th	HB Joe Gray, Oregon St.	1964	14th	DT Dick Evey, Tennessee
1939a	2nd	(from Pitt for E Eggs Manske)	1965a	3rd	(from Pitt for '64 2nd, 4th round picks,) MLB Dick Butkus, Illinois
1939b	6th	QB Sid Luckman, Columbia	1965b	4th	RB Gale Sayers, Kansas
1940	7th	FB Bill Osmanski, Holy Cross	1965c	6th	(from Wash for WR Angelo Coia, DT Fred Williams), DE Steve Delong, Tennessee
1941a	1st	C-LB Bulldog Turner, Hardin-Simmons (from Phila for C John Schiechl)	1966	12th	DT George Rice, LSU
1941b	3rd	HB Tom Harmon, Michigan (from Pitt for QB Billy Patterson)	1967	10th	DE Loyd Phillips, Arkansas
1941c	9th	FB Norm Standlee, Stanford	1968	17th	RB Mike Hull, Southern Cal
1942	10th	HB Don Scott, Ohio State	1969	14th	T Rufus Mayes, Ohio St.
1943	9th	QB Frankie Albert, Stanford	1970	2nd	to GB for LB Roy Caffey, RB Elijah Pitts, C Bob Hyland
1944	8th	HB Bob Steuber, Missouri	1971	11th	RB Joe Moore, Missouri
1945	7th	HB Don Lund, Michigan	1972a	3rd	(from Giants for C Bob Hyland, CB Bennie McCrae), T Lionel Antoine, Southern Ill.
1946	4th	QB Johnny Lujack, Notre Dame (bonus choice)	1972b	12th	S Craig Clemons, Iowa
1947a	1st	HB Bob Fenimore, Oklahoma A & M	1973	8th	DT Wally Chambers, Eastern Ky.
1947b	11th	HB Don Kindt, Wisconsin	1974a	4th	LB Waymond Bryant, Tennessee St.
1948a	—	(from Pitt for HB Ray Evans)	1974b	20th	(from LA for WR Dick Gordon)
1948b	—	QB Bobby Layne, Texas			DE Dave Gallagher, Michigan
1949	10th	E Max Baumgardner, Texas	1975	4th	RB Walter Payton, Jackson St.
1950	2nd	C Dick Harris, Texas	1976	8th	(from Atl for 1st & 3rd round picks)
1951a	2nd	HB Chuck Hunsinger, Florida			T Dennis Lick
1951b	10th	QB Bob Williams, Notre Dame (from disbanded Colts)	1977	15th	T Ted Albrecht, California
1952	8th	HB Billy Stone, Bradley	1978	20th	to Cleve for QB Mike Phipps
1953	6th	FL-HB Jim Dooley, Miami	1979a	4th	(from TB for DT Wally Chambers)
1954	6th	HB Billy Anderson, Compton JC	1979b	9th	DT Dan Hampton, Arkansas
1955	11th	HB Stan Wallace, Illinois	1980	19th	DE Al Harris, Arizona St.
1956	10th	HB Ron Drzewiecki, Marquette	1981	11th	LB Otis Wilson, Louisville
1957	13th	E "Tex" Schriewer, Texas	1982	5th	T Keith Van Horne, USC
1958	7th	DT Earl Leggett, LSU	1983	6th	QB Jim McMahon, BYU
1959	7th	LB-G Chuck Howley, West Virginia	1984	11th	T Jim Covert, Pittsburgh
1960	7th	HB Don Clark, Ohio St.	1985	22nd	WR Willie Gault, Tennessee
1961	5th	G Roger Davis, Syracuse	1986	27th	DT William Perry, Clemson
1962	7th	TE Mike Ditka, Pittsburgh			RB Neal Anderson Florida
1963a	10th	RB Ronnie Bull, Baylor to LA for RB Joe Marconi			

SOLDIER FIELD

Home to the Chicago Bears for 16 years, Soldier Field was opened for use in 1924 as 45,000-seat Municipal Grant Park Stadium.

The Bears home has undergone reconstruction and renovation since the '78 campaign which has included new lighting, new playing surface, lockerrooms, and rebuilding of the stadium's seating area — new chairback, arm-rest seats and new sightlines.

Following the 1981 season, the project was completed with the rebuilding of the remaining seating areas, new concourses with new restrooms and concession areas, press box, deluxe sky boxes, and scoreboard.

The first football game played on its field was Nov. 22, 1924 as a capacity crowd watched Notre Dame edge Northwestern 13-6. It hosted the first boxing event which drew a gate of over \$2.5 million (1927; Dempsey-Tunney), the first ski meet held in a stadium and the all-time largest football crowd (123,000). The largest crowd for any event in the history of Soldier Field was 260,000 on Sept. 8 1954 for the religious Marian Year Tribute.

The new 100,000-seat stadium was dedicated November 27, 1926, with Army battling Navy to a 21-21 tie. The all-time collegiate attendance record of 123,000 plus was established Nov. 26, 1927 as Notre Dame beat Southern Cal 7-6.

In the first professional game at the then mammoth stadium, the Bears defeated the Chicago Cardinals 10-0 in 1926.

The Bears began using the facility as a regular season home Sept. 19, 1971 when capacity was cut to 57,000 to bring season ticketholders closer to the field. The new capacity is 66,030.

Plans for the stadium were begun in 1919 as a memorial to the soldiers of WWI. Soldier Field stands on 10,000 pile foundations driving an average depth of 62½ feet through fill that replaced the lake waters. Soldier Field is operated by the Chicago Park District.

HALAS HALL

Located on the picturesque campus of Lake Forest College, Halas Hall is the Bears year-round home. Named to honor the late George S. Halas, the Bears founder and one of the pioneers of the present day NFL, the building is dedicated to the memory of George Halas, Jr., who died Dec. 16, 1979.

Halas Hall was opened to the players in September of '79. Coaches and other staff members moved into the top of the three-level complex in November. Finishing touches were completed in May of 1980. In the spring of 1985, the Bears corporate offices were moved to Halas Hall from downtown. Today, only the team's ticket operations are housed at 55 E. Jackson Blvd.

A regulation-sized grass football field and one field 70 yards long are located behind the building. The building was designed by Allan M. Pickus Architects and built by Pickus Construction of Waukegan, Ill.

The lower floor of the building houses team meeting rooms, a player lounge, racquetball court, rookie lockers and shower areas, storage and utility rooms. The central floor features the lockerroom, showers, sauna, training and weight rooms, coaches' lockerroom, equipment rooms, laundry, photo lab, and media workrooms.

The top floor holds the reception areas, staff offices along with work rooms including duplicating room and computer department.

DIRECTIONS TO . . .

FROM THE LOOP — Take Edens Expressway (41) north to Lake Forest exiting north to Lake Forest on Deerpath Road east through business district to turn south on Washington to 250 N. Washington Road.

FROM O'HARE AIRPORT — Take 294 North to Town Line Road (Hwy. 60). Take 60 east to where it deadends into 41. Go north approximately 200 yards to the Deerpath Road exit. Proceed as above.

RECORDS SET IN 1986

Individual

- Consecutive Games Played, Lifetime: 179, Mike Hartenstine (1975-86) – Old record 167 by Bob Parsons (1972-83)
- Field Goals Attempted, Season: 41, Kevin Butler (1986) – Old record 38 by Butler (1985)
- Consecutive Field Goals, Lifetime: 18, Kevin Butler (9/14/85-11/16/86) – Old record 13 by Butler (11/10/85-12/22/85)
- Consecutive Games with Field Goal: 13, Kevin Butler (11/10/86) – Old record 12 by George Blanda (12/11/56-11/3/57)
- Safeties, Lifetime: 2, Steve McMichael (1981-86) – Old record 1 by many
- Takeaways, Lifetime: 50, Gary Fencik (1976-86) – Old record 47 by Dick Butkus (1965-73)
- Interceptions by, Lifetime: 38, Gary Fencik (1976-86) – Old record 37 by Richie Petitbon (1959-68)

Team

- Field Goals Attempted, Season: 41 – Old record was 38 in 1985
- Most Opp. Punts, Season: 100 (tie) – Record set in 1984.

BEARS IN NFC/NFL RANKINGS

(NFL rank listed second)

Kick Scoring:	Kevin Butler (120 pts.)	1st/2nd
Receiving Yards:	Willie Gault (818 yds.)	12th/19th
Interceptions:	Mike Richardson (7)	6th/9th
	Dave Duerson (6)	8th/13th
Rushing:	Walter Payton (1,333 yds.)	4th/5th
Total Yards from Scrimmage:	Walter Payton (1,715 yds.)	3rd/6th
Punting:	Maury Buford (41.3 avg.)	8th/12th
Punt Returns:	Lew Barnes (8.5 avg.)	7th/14th
Kickoff Returns:	Dennis Gentry (28.8 avg.)	1st/1st
Sacks:	Richard Dent (11.5)	7th/14th

Team

Rushing Offense:	168.8 yds. per game	1st/1st
Passing Offense:	172.4 yds. per game	8th/20th
Total Offense:	341.2 yds. per game	5th/7th
Rushing Defense:	91.4 yds. per game	2nd/2nd
Passing Defense:	166.7 yds. per game	2nd/2nd
Total Defense:	258.1 yds. per game	1st/1st
Give-Away/Take-Away:	Even	8th/4th
Penalties:	98/765 yds.	7th/11th

SOLDIER FIELD RECORDS

(Since Bears moved there in 1971)

LONGEST RUN FROM SCRIMMAGE

Bears — 73 Walter Payton vs Detroit, 9/18/77

Opp. — 67 Sherman Smith, Seattle 11/5/78

LONGEST FORWARD PASS

Bears — 89 Vince Evans to Rickey Watts vs Vikings 9/21/80

Opp. — 90 Tony Eason to Craig James, New England 9/15/85

LONGEST PUNT

Bears — 87 Dave Finzer vs New Orleans 10/7/84

Opp. — 75 Rich Camarillo, New England 9/15/85

LONGEST PUNT RETURN

Bears — 88 Jeff Fisher vs Tampa Bay 9/20/81

Opp. — 77 Lee Nelson, St. Louis 12/16/79

LONGEST KICKOFF RETURN

Bears — 99 Willie Gault vs Washington 9/29/85

Opp. — 97 Del Rodgers, Green Bay 12/9/84

LONGEST INTERCEPTION RETURN

Bears — 92 Todd Bell vs Detroit 11/22/81

Opp. — 99 Rick Sanford, New England 12/4/82

LONGEST FIELD GOAL

Bears — 52 Bob Thomas vs Detroit 11/18/84

Opp. — 52 Fred Cox, Minnesota 10/27/75

THE LAST TIME

Punt Returned for TD —

By Bears — Dennis McKinnon at Green Bay, 12/4/83, 59 yards.

By Opp. — Leroy Irvin, Los Angeles, 9/28/81, 55 yards.

Punt Blocked for TD —

By Bears — Shaun Gayle vs. Packers, 11/23/86; Dennis Gentry recovered in endzone.

By Opp. — Nolan Cromwell, Los Angeles, blocked punt; Jim Jodat, Los Angeles, 11/11/79, 13 yards.

Opponents' Fumble Returned for TD —

By Bears — Wilber Marshall vs. Lions 10/26/86, 12 yards

By Opp. — Joe Nash, Seattle, 10/23/84, recovered in endzone.

Intercepted Pass Returned for TD —

By Bears — Wilber Marshall vs Browns, 9/8/86, 58 yards

By Opp. — Joel Williams at Atlanta 11/16/86, 14 yards.

Kickoff Returned for TD —

By Bears — Lew Barnes vs Bucs, 12/7/86, 85 yards

By Opp. — Del Rodgers, Green Bay, 12/9/84, 97 yards

Shut Out —

By Bears — vs Atlanta 11/24/85, 36-0

By Opp. — vs Saints, 9/19/82, 10-0

Field Goal Blocked for TD —

By Bears — Virgil Livers vs Raiders, 10/1/78, blocked field goal; Mike Spivey ran 71 yards with rebound.

By Opp. — Alan Page at Green Bay, 9/7/80, blocked field goal; Chester Marcol ran 25 yards with rebound.

INDIVIDUAL RECORDS

SERVICE

Seasons, Active Player

- 14 Bill George, 1952-65
Doug Buffone, 1966-79
- 13 George Trafton, 1920-32
Clyde (Bulldog) Turner, 1940-52
Jim Osborne, 1972-84

Consecutive Seasons, Active Player same as above

Games, Lifetime

- 186 Doug Buffone, 1966-79
- 186 Bob Parsons, 1972-83
- 185 Jim Osborne, 1972-84
- 179 Mike Hartenstine, 1975-86
- 178 Walter Payton, 1975-86

Consecutive Games, Lifetime

- 179 Mike Hartenstine, 1975-86
- 174 Walter Payton, 1975-86
- 167 Bob Parsons, 1972-73
- 142 Doug Buffone, 1966-76

Seasons, Head Coach

- 40 George Halas, 1920-29, 33-42,
46-55, 58-67
- 5 Mike Ditka, 1982-86
- 4 Hunk Anderson/Luke Johnsos
(co-coaches), 1942-45
Jim Dooley, 1968-71
Neill Armstrong, 1978-81

SCORING

Points, Lifetime

- 720 Walter Payton, 1975-86 (120-td)
- 629 Bob Thomas, 1975-84 (245-xp, 128-fg)
- 541 George Blanda, 1949-58 (5-td, 247-xp, 88-fg)
- 456 Mac Percival, 1967-1973 (158-xp, 99-fg)

Points, Season

- 144 Kevin Butler, 1985 (51-xp, 31-fg)
- 132 Gale Sayers, 1965 (22-td)
- 120 Kevin Butler, 1986 (36-xp, 28-fg)
- 109 Johnny Lujack, 1950 (11-td, 34-xp, 3-fg)

Points, Game

- 36 Gale Sayers, 12/12/65
- 24 7 Players Tied

Consecutive Games, 1+ Points

- 83 George Blanda, 10/28/51-11/9/58
- 55 Bob Thomas, 12/2/79-12/16/84
- 34 Bob Thomas, 11/13/77-11/18/79
- 34 Johnny Lujack, 9/26/48-12/3/50

Touchdowns

Touchdowns, Lifetime

- 120 Walter Payton, 1975-85 (106-rush, 14-rec)
- 59 Rick Casares, 1955-64 (49-rush, 10-rec)
- 56 Gale Sayers, 1965-71 (39-rush, 9-rec, 8-ret)

Touchdowns, Season

- 22 Gale Sayers, 1965 (14-rush, 6-rec, 2-ret)
- 16 Walter Payton, 1977 (14-rush, 2-rec)
Walter Payton, 1979 (14-rush, 2-rec)
- 14 Rick Casares, 1956 (12-rush, 2-rec)

Touchdowns, Game

- 6 Gale Sayers, 12/12/65 (4-rush, 1-rec, 1-ret)
- 4 7 Players Tied

Consecutive Games, 1+ Touchdowns

- 8 Rick Casares, 11/1/59-9/25/60
- 7 Ken Kavanaugh, 11/2/47-12/14/47
Willie Galimore, 9/28/58-11/9/58
Gale Sayers, 10/26/69-12/6/69
Walter Payton, 10/3/76-11/14/76

Extra Points

Extra Points, Lifetime

- 247 George Blanda, 1949-58
- 245 Bob Thomas, 1975-84

Extra Points, Season

- 52 Roger Leclerc, 1965
- 51 Kevin Butler, 1985
- 45 George Blanda, 1956

Extra Points, Game

- 8 Bob Snyder, 11/14/43
- 7 10 Players Tied

Extra Points Attempted, Lifetime

- 268 Bob Thomas, 1975-84
- 250 George Blanda, 1949-58
- 162 Mac Percival, 1967-73

Extra Points Attempted, Season

- 52 Ray (Scooter) McLean, 1947
Roger Leclerc, 1965
- 51 Kevin Butler, 1985
- 47 George Blanda, 1956

Extra Points Attempted, Game

- 9 Bob Thomas, vs. G.B., 12/7/80
- 8 Bob Snyder, vs. N.Y., 11/14/43
George Blanda, vs. Balt., 10/21/56
Roger Leclerc, vs. Balt., 11/25/62

Consecutive Extra Points, Lifetime

- 156 George Blanda, 10/28/51-10/21/56
- 143 Mac Percival, 11/19/67-11/4/73

Extra Points (no misses), Season

52 Roger Leclerc, 1965

51 **Kevin Butler, 1985**

37 George Blanda, 1955

Extra Points (no misses), Game

8 Bob Snyder, 11/14/43

7 8 Players Tied

Field Goals**Fields Goals, Lifetime**

128 Bob Thomas, 1975-84

99 Mac Percival, 1967-73

88 George Blanda, 1949-58

Field Goals, Season31 **Kevin Butler, 1985**28 **Kevin Butler, 1986**

25 Mac Percival, 1968

Field Goals, Game

5 Roger Leclerc, 12/3/61

Mac Percival, 10/20/68

4 7 times, last time

Kevin Butler, 12/14/85**Field Goals Attempted, Lifetime**

205 Bob Thomas, 1975-84

201 George Blanda, 1949-58

182 Mac Percival, 1967-73

Field Goals Attempted, Season41 **Kevin Butler, 1986**38 **Kevin Butler, 1985**

36 Mac Percival, 1968

Field Goals Attempted, Game

7 Roger Leclerc, 11/17/63

6 George Blanda, 11/3/57

Kevin Butler, 9/19/85, 9/14/86**Consecutive Field Goals, Lifetime**18 **Kevin Butler, 9/14/86-11/16/86**13 **Kevin Butler, 11/10/85-12/22/85**

11 Bob Thomas, 11/11/84-12/16/84

Consecutive Games, 1+ Field Goals13 **Kevin Butler, 11/10/85-10/12/86**

12 George Blanda, 11/11/56-11/3/57

10 George Blanda, 11/14/54-11/20/55

Mac Percival, 10/13/68-12/15/68

Longest Field Goal

55 Bob Thomas, 11/23/75

53 Bob Thomas, 10/28/84

52 Lee Artoe, 10/27/40

Bob Thomas, 11/11/84; 11/18/84

Kevin Butler, 9/22/86**Percentage, Lifetime (25 +)**74.7 **Kevin Butler, 1985-86, 59 of 79**

62.4 Bob Thomas, 1975-84, 128 of 205

54.4 Mac Percival, 1967-73, 99 of 182

Percentage, Season (10 +)81.6 **Kevin Butler, 1985, 31 of 38**

78.5 Bob Thomas, 1984, 22 of 28

72.2 Bob Thomas, 1980, 13 of 18

69.4 Mac Percival, 1968, 25 of 36

Field Goals (no misses), Game

5 Roger Leclerc, 12/3/61

Mac Percival, 10/20/68

4 4 times, last time:

Kevin Butler, 12/14/85**Safeties****Safeties, Lifetime**2 **Steve McMichael, 1981-1986****RUSHING****Attempts****Attempts, Lifetime**3,692 **Walter Payton, 1975-86**

1,386 Rick Casares, 1955-67

991 Gale Sayers, 1965-71

Attempts, Season381 **Walter Payton, 1984**369 **Walter Payton, 1979**339 **Walter Payton, 1977****Walter Payton, 1981****Attempts, Game**40 **Walter Payton, 11/20/77**38 **Walter Payton, 11/26/81**36 **Walter Payton, 11/7/76****Walter Payton, 10/25/81****Yardage****Yards Gained, Lifetime**16,193 **Walter Payton, 1975-86**

5,657 Rick Casares, 1955-64

4,956 Gale Sayers, 1965-71

Seasons, (1,000 +)10 **Walter Payton, 1976, 77, 78, 79, 80, 81, 83, 84, 85, 86**

2 Gale Sayers, 1966, 69

1 Beattie Feathers, 1934

Rick Casares, 1956

Yards Gained, Season1,852 **Walter Payton, 1977**1,684 **Walter Payton, 1974**1,610 **Walter Payton, 1979**1,551 **Walter Payton, 1985****Yards Gained, Game**275 **Walter Payton, 11/20/77**205 **Walter Payton, 10/30/77**

Gale Sayers, 11/3/68

Games, (100 +) Lifetime

- 77 **Walter Payton, 1975-86**
 20 Gale Sayers, 1965-71
 13 Rick Casares, 1955-64
 5 Beattie Feathers, 1934-37

Consecutive Games, (100 +)

- 9 **Walter Payton, 10/13/85-12/8/85**
 6 **Walter Payton, 9/9/84-10/14/84**
 5 **Walter Payton, 11/13/77-12/11/77**

Games, (100 +) Season

- 10 **Walter Payton, 1977, 1985**
 9 **Walter Payton, 1979, 1984**
 8 **Walter Payton, 1980**
 7 Rick Casares, 1956
Walter Payton, 1976

Longest Run From Scrimmage

- 86 Bill Osmanski, (TD) 10/15/39
 85 Pete Stinchcomb, (TD) 11/20/21
 82 Beattie Feathers, (TD) 10/10/34

Consecutive Seasons, (1,000 +)

- 6 **Walter Payton, 1976, 77, 78, 79, 80, 81**

Games, (200 +) Season

- 2 **Walter Payton, 1977**

Games, (200 +) Career

- 2 **Walter Payton, 1975-85**

Average Gain**Average Gain, Lifetime (250 +)**

- 6.62 Bobby Douglass, 1969-75
 5.77 Beattie Feathers, 1934-37
 5.00 Gale Sayers, 1965-71

Average Gain, Season (100 +)

- 9.94 Beattie Feathers, 1934
 6.87 Bobby Douglass, 1972
 6.20 Gale Sayers, 1968

Average Gain, Game (10 +)

- 11.75 Joe Maniaci, 10/2/39
 11.59 Gale Sayers, 12/18/66
 11.18 Rick Casares, 12/16/56

Touchdowns**Touchdowns, Lifetime**

- 106 **Walter Payton, 1975-86**
 49 Rick Casares, 1955-64
 39 Gale Sayers, 1965-71

Touchdowns, Season

- 14 Gale Sayers, 1965
Walter Payton, 1977
Walter Payton, 1979
 13 **Walter Payton, 1976**
 12 Rick Casares, 1956

- 11 Johnny Lujack, 1950
Walter Payton, 1978, 1984

Touchdowns, Game

- 4 Rick Casares, 10/28/56
 Rick Casares, 12/6/59
 Gale Sayers, 12/12/65
 Bobby Douglass, 11/4/73
 3 5 Players Tied

Consecutive Games, 1+ TDs

- 7 Gale Sayers, 10/26/69-12/6/69
Walter Payton, 10/3/76-11/14/76
 6 Beattie Feathers, 9/30/34-10/28/34
 Johnny Lujack, 10/1/50-11/12/50
 Rick Casares, 11/1/59-12/6/59
 Gale Sayers, 11/14/65-12/19/65

PASSING**Rating, Lifetime (400 + passes)**

- 79.8 **Jim McMahon, 1982-86**
 75.0 Sid Luckman, 1939-50
 73.4 Bill Wade, 1961-66

Rating, Season (100 +)

- 107.8 Sid Luckman, 1943
 97.8 **Jim McMahon, 1984**
 95.5 Sid Luckman, 1941

Passes**Passes, Lifetime**

- 1,744 Sid Luckman, 1939-50
 1,407 Bill Wade, 1961-66
 1,246 Ed Brown, 1954-61

Passes, Season

- 436 Vince Evans, 1981
 412 Bill Wade, 1962
 385 Jack Concannon, 1970
 362 George Blanda, 1953

Passes, Game

- 57 Bill Wade, 10/25/64
 52 Johnny Lujack, 10/23/49
 50 Jack Concannon, 12/20/70

Completions**Completions, Lifetime**

- 904 Sid Luckman, 1939-50
 767 Bill Wade, 1961-66
 635 **Jim McMahon, 1982-86**

Completions, Season

- 225 Bill Wade, 1962
 195 Vince Evans, 1981
 194 Jack Concannon, 1970
 192 Bill Wade, 1963

Completions, Game

- 33 Bill Wade, 10/25/64
- 31 Virgil Carter, 12/6/69
- 29 Johnny Lujack, 10/23/49

Completion Percentage

Completion Percentage, Lifetime (250+ comp.)

- 57.2 Jim McMahon, 1982-86, 635 of 1,111
- 54.5 Bill Wade, 1961-66, 767 of 1,407
- 54.0 Rudy Bukich, 1958-59, 62-68, 474 of 878

Completion Percentage, Season (60+)

- 61.9 Rudy Bukich, 1964, 99 of 160
- 59.4 Jim McMahon, 1984, 85 of 143
- 59.3 Jim McMahon, 1983, 175 of 295
- 57.1 Sid Luckman, 1941, 68 of 119
- Ed Brown, 1956, 96 of 168
- Jim McMahon, 1982, 120 of 210

Completion Percentage, Games (10+)

- 86.7 Bob Williams, 10/12/52, 13 of 15
- 83.3 Gene Ronzani, 10/22/44, 10 of 12
- Ed Brown, 11/20/55, 15 of 18
- Bill Wade, 11/8/64, 10 of 12

Yards Passing

Yards Passing, Lifetime

- 14,686 Sid Luckman, 1939-50
- 9,958 Bill Wade, 1961-66
- 9,698 Ed Brown, 1954-61

Yards Passing, Season

- 3,172 Bill Wade, 1962
- 2,712 Sid Luckman, 1947
- 2,658 Johnny Lujack, 1949

Games, 300+ Yards, Lifetime

- 9 Bill Wade, 1961-66
- 4 George Blanda, 1949-58

Consecutive Games, 300+

- 2 Sid Luckman, 10/12/47-10/19/47
- George Blanda, 10/17/54-10/24/54
- Bill Wade, 10/14/62-10/21/62
- Bill Wade, 11/18/62-11/25/62

Games, 300+ Yards, Season

- 4 Bill Wade, 1962
- 3 Bill Wade, 1961
- 2 4 Players Tied

Yards Passing, Game

- 468 Johnny Lujack, 12/11/49
- 466 Bill Wade, 11/18/62
- 433 Sid Luckman, 11/14/43

Longest Pass Completion

- 98 Bill Wade (to John Farrington for TD), 10/8/61
- 93 Jack Concannon (to Dick Gordon for TD), 11/19/67
- 91 Ed Brown (to Willard Dewveall for TD), 10/16/60

Touchdown Passes

Touchdown Passes, Lifetime

- 137 Sid Luckman, 1939-50
- 68 Bill Wade, 1961-66
- 63 Ed Brown, 1954-61

Touchdown Passes, Season

- 28 Sid Luckman, 1943
- 24 Sid Luckman, 1947
- 23 Johnny Lujack, 1949

Touchdown Passes, Game

- 7 Sid Luckman, 11/14/43
- 6 Johnny Lujack, 12/11/49
- 5 Ray Buivid, 12/5/37

Consecutive Games, 1+ TD Pass

- 19 Sid Luckman, 11/22/42-11/26/44
- 14 Sid Luckman, 10/12/47-10/17/48

Passes Had Intercepted

Passes Had Intercepted, Lifetime

- 132 Sid Luckman, 1939-50
- 88 Ed Brown, 1954-61
- 70 George Blanda, 1949-58

Passes Had Intercepted, Season

- 31 Sid Luckman, 1947
- 24 Bill Wade, 1962

Passes Had Intercepted, Game

- 7 Edmund (Zeke) Braikowski, 10/2/60
- 5 7 Players Tied

Passes (none intercepted), Game

- 46 Bill Wade, 10/11/64
- 39 Vince Evans, 10/25/81
- 38 Bill Wade, 10/4/64

Percentage Intercepted

Lowest Percentage, Lifetime (400+ passes)

- 3.69 Jim McMahon, 1982-86 (41 int.; 1,111 att.)
- 4.69 Bill Wade, 1961-66 (66 int.; 1,407 att.)
- 5.13 Rudy Bukich, 1958-59, 62-68 (45 int.; 878 att.)
- 5.38 Vince Evans, 1977-81 (42 int.; 780 att.)

Lowest Percentage, Season (100+)

- 1.40 Jim McMahon, 1984 (2 int.; 143 att.)
- 2.88 Rudy Bukich, 1965 (9 int.; 312 att.)
- 3.13 Mike Phipps, 1979 (8 int.; 255 att.)
- 3.33 Jim McMahon, 1982 (7 int.; 210 att.)

Average Gain Per Attempt

Average Gain, Lifetime (400+ passes)

- 8.42 Sid Luckman, 1939-50
- 8.23 Bernie Masterson, 1934-40

Average Gain, Season (100+)

- 10.86 Sid Luckman, 1943
- 9.924 Sid Luckman, 1941

Average Gain, Game (10 +)

- 17.09 Charlie O'Rourke, 11/22/42
 16.88 Sid Luckman, 10/5/41
 16.67 Gene Ronzani, 10/22/44

PASS RECEIVING**Pass Receptions, Lifetime****459 Walter Payton, 1975-86**

- 356 Johnny Morris, 1958-67
 316 Mike Ditka, 1961-66

Pass Receptions, Season

- 93 Johnny Morris, 1964
 75 Mike Ditka, 1964

Pass Receptions, Game

- 14 Jim Kéane, 10/23/49
 13 Mike Ditka, 10/25/64

Consecutive Games, 1 +

- 49 Mike Ditka, 12/3/61-10/10/65
 33 Walter Payton, 12/16/84-12/21/86

Yards Gained**Yards Gained, Lifetime**

- 5,059 Johnny Morris, 1958-67
 4,616 Harlon Hill, 1954-61

Seasons, 1,000 + Yards

- 2 Harlon Hill, 1954, 56
 1 3 Players Tied

Yards Gained, Season

- 1,200 Johnny Morris, 1964
 1,128 Harlon Hill, 1956

Games 100 + Yards, Lifetime

- 19 Harlon Hill, 1954-61
 15 Johnny Morris, 1958-67
 14 Mike Ditka, 1961-66

Consecutive Games, 100 +

- 3 Harlon Hill, 11/11/56-11/25/56
 2 8 Players Tied

Games, 100 + Yards, Season

- 7 Harlon Hill, 1954
 6 Harlon Hill, 1956
 Johnny Morris, 1964

Yards Gained, Game

- 214 Harlon Hill, 10/31/54
 201 Johnny Morris, 11/18/62
 198 Harlon Hill, 10/21/56

Longest Pass Reception

- 98 John Farrington (from Bill Wade for TD),
 10/8/61
 93 Dick Gordon (from Jack Concannon for TD),
 11/19/67
 91 Willard Dewveall (from Ed Brown for TD),
 10/16/60

Average Gain**Average Gain, Lifetime (75 + rec.)**

- 22.38 Ken Kavanaugh, 1940-41, 45-50
 21.67 Ray (Scooter) McLean, 1940-47

Average Gain, Season (30 +)

- 25.56 Ken Kavanaugh, 1947
 24.98 Harlon Hill, 1954

Average Gain, Game (4 +)

- 44.75 Dick Gordon, 11/19/67
 37.50 Gene Schroeder, 12/16/51

Touchdowns**Touchdowns, Lifetime**

- 50 Ken Kavanaugh, 1940-41, 45-50
 40 Harlon Hill, 1954-61

Touchdowns, Season

- 13 Ken Kavanaugh, 1947
 Dick Gordon, 1970
 12 Harlon Hill, 1954
 Mike Ditka, 1961

Touchdowns, Game

- 4 Harlon Hill, 10/31/54
 Mike Ditka, 10/13/63
 3 7 Players Tied

Consecutive Games, 1 - TD

- 7 Ken Kavanaugh, 11/2/47-12/14/47
 5 Mike Ditka, 10/22/61-11/19/61
 5 Dennis McKinnon, 9/8/85-10/5/85

INTERCEPTIONS BY**Interceptions By, Lifetime**

- 38 Gary Fencik, 1976-86
 37 Richie Petitbon, 1959-68
 27 Bennie McRae, 1962-70

Interceptions By, Season

- 9 Roosevelt Taylor, 1963
 8 Clyde (Bulldog) Turner, 1942
 Johnny Lujack, 1948
 Richie Petitbon, 1963

Interceptions By, Game

- 3 Hank Margarita, 11/11/45
 Johnny Lujack, 9/26/48
 Richie Petitbon, 9/24/67
 Curtiss Gentry, 11/19/67
 Ross Brupbacher, 12/12/76

Consecutive Games, 1 +

- 4 Clyde (Bulldog) Turner, 9/27/42-10/18/42
 S.J. Whitman, 12/13/53-10/10/54
 Ken Gorgal, 10/9/55-10/30/55
 Erich Barnes, 10/12/58-11/2/58
 Richie Petitbon, 12/10/61-9/23/62
 Charlie Ford, 10/28/73-11/18/73
 Dave Duerson, 9/14/86-10/5/86

Yards Returned

Yards Returned, Lifetime

- 643 Richie Petitbon, 1959-68
485 Bennie McRae, 1962-70
483 Gary Fencik, 1976-86

Yards Returned, Season

- 212 Richie Petitbon, 1962
182 J.C. Caroline, 1956
172 Don Kindt, 1953
Roosevelt Taylor, 1963

Yards Returned, Game

- 101 Richie Petitbon, 12/9/62
96 Clyde (Bulldog) Turner, 10/26/47
Roosevelt Taylor, 10/20/68
92 Todd Bell, 11/22/81
90 Mike Richardson, 9/29/85

Longest Interception Return

- 101 Richie Petitbon, (TD) 12/9/62
96 Clyde (Bulldog) Turner, (TD) 10/26/47
Roosevelt Taylor, (TD) 10/20/68
92 Todd Bell, (TD) 11/22/81

Touchdowns

Touchdowns, Lifetime

- 4 Bennie McRae, 1962-70
3 Richie Petitbon, 1959-68
Roosevelt Taylor, 1961-69

Touchdowns, Season

- 2 Jerry Weatherly, 1950
J.C. Caroline, 1956
Bennie McRae, 1967

Touchdowns, Game

- 1 By many players. Last:
Wilber Marshall, 9/7/86

PUNTING

Punts

Punts, Lifetime

- 878 Bob Parsons, 1972-83
833 Bobby Joe Green, 1962-73
343 Ed Brown, 1954-61

Punts, Season

- 114 Bob Parsons, 1981
99 Bob Parsons, 1976
96 Bob Parsons, 1978
93 Bob Parsons, 1975

Punts, Game

- 14 Keith Molesworth, 12/10/33
11 Ed Brown, 11/29/59
Bobby Joe Green, 12/2/73
Bob Parsons, 12/12/76
Bob Parsons, 11/22/81
Dave Finzer, 12/3/84

Yards Punting

Yards Punting, Lifetime

- 35,057 Bobby Joe Green, 1962-73
34,180 Bob Parsons, 1972-83
13,912 Ed Brown, 1954-61
10,170 Fred (Curley) Morrison, 1950-53

Yards Punting, Season

- 4,531 Bob Parsons, 1981
3,726 Bob Parsons, 1976
3,625 Bob Parsons, 1975

Yards Punting, Game

- 517 Keith Molesworth, 12/10/33
476 Bob Parsons, 11/6/77
471 George Gulyanics, 11/14/48
441 Bob Parsons, 10/5/75

Longest Punt

- 94 Joe Lintzenich, 11/16/31
87 Dave Finzer, 10/7/84
81 Bob Parsons, 12/4/82
79 George McAfee, 11/17/40
78 Sid Luckman, 10/31/43

Average

Average, Lifetime (75+ punts)

- 44.53 George Gulyanics, 1947-52
42.09 Bobby Joe Green, 1962-73
41.85 Fred (Curley) Morrison, 1950-53

Average, Season (30+ punts)

- 46.47 Bobby Joe Green, 1963
44.52 Bobby Joe Green, 1964
44.22 George Gulyanics, 1948

Average, Game (4+ punts)

- 57.25 Fred (Curley) Morrison, 11/16/52
54.60 Maury Buford, 10/21/85
54.00 Maury Buford, 10/6/85

Punts Had Blocked

Punts Had Blocked, Lifetime

- 5 Ed Brown, 1954-61
Bob Parsons, 1972-83
4 Fred (Curley) Morrison, 1950-53

Punts Had Blocked, Season

- 2 Fred (Curley) Morrison, 1953
Ed Brown, 1960
Jon Kilgore, 1968
Bob Parsons, 1977
Ray Stachowicz, 1983
Dave Finzer, 1984

Punts Had Blocked, Game

- 2 Jon Kilgore, 12/8/68
Ray Stachowicz, 12/11/83
1 By many players. Last:
Maury Buford, 11/23/86

PUNT RETURNS

Punt Returns, Lifetime

- 123 Jeff Fisher, 1981-84
- 112 George McAfee, 1940-41, 45-50
- 104 Johnny Morris, 1958-67

Punt Returns, Season

- 58 Jeff Fisher, 1984
- 57 **Low Barnes, 1986**
- 43 Jeff Fisher, 1981

Punt Returns, Game

- 8 Jeff Fisher, 12/16/84
- 7 George McAfee, 10/15/50
- Ron Smith, 10/15/87
- Steve Schubert, 12/4/77
- 6 8 Players Tied

Fair Catches

Fair Catches, Lifetime

- 47 Steve Schubert, 1975-79
- 32 Gale Sayers, 1965-71
- 24 Cecil Turner, 1968-73

Fair Catches, Season

- 21 Steve Schubert, 1978
- 20 Jeff Fisher, 1981
- 17 Cecil Turner, 1968

Fair Catches, Game

- 4 Cecil Turner, 10/28/68
- Steve Schubert, 10/8/78
- Steve Schubert, 12/10/78
- 3 7 Players Tied

Yards Returned

Yards Returned, Lifetime

- 1,431 George McAfee, 1940-41, 45-50
- 1,137 Jeff Fisher, 1981-84
- 893 Johnny Morris, 1958-67
- 866 Steve Schubert, 1975-79

Yards Returned, Season

- 509 Jeff Fisher, 1981
- 492 Jeff Fisher, 1984
- 482 **Low Barnes, 1986**

Yards Returned, Game

- 134 Gale Sayers, 12/12/65
- 108 George McAfee, 10/10/48
- 103 Jeff Fisher, 12/16/84

Longest Punt Return

- 89 Ray (Scooter) McLean, (TD) 10/11/42
- 88 Jeff Fisher, (TD) 9/20/81
- 85 Gale Sayers, (TD) 12/12/65

Average Return

Average Return, Lifetime (25 +)

- 14.81 Ray (Scooter) McLean, 1940-47
- 14.48 Gale Sayers, 1965-71

Average Return, Season (1+ Per Game)

- 15.80 Harry Clark, 1943
- 14.88 Gale Sayers, 1965

Highest Average Return, Game (3+)

- 36.0 George McAfee, 10/10/48
- 34.0 Ray (Scooter) McLean, 10/11/42
- 26.8 Gale Sayers, 12/12/65

Touchdowns

Touchdowns, Lifetime

- 3 Ray (Scooter) McLean, 1940-47
- Steve Schubert, 1975-79
- 2 George McAfee, 1940-41, 45-50
- Gale Sayers, 1965-71
- Steve Schubert, 1975-78

Touchdowns, Season

- 1 By many players. Last:
Dennis McKinnon, 1983

Touchdowns, Game

- 1 By many players. Last:
Dennis McKinnon, 12/4/83

KICKOFF RETURNS

Kickoff Returns, Lifetime

- 108 Cecil Turner, 1968-73
- 91 Gale Sayers, 1965-71
- 89 Brian Baschnagel, 1975-84

Kickoff Returns, Season

- 31 Cecil Turner, 1971
- 30 Ron Smith, 1972

Kickoff Returns, Game

- 8 Brian Baschnagel, 11/6/77
- 6 Charlie Summer, 11/27/55
- Ron Smith, 11/19/72
- Brian Baschnagel, 11/13/77

Yards Returned

Yards Returned, Lifetime

- 2,781 Gale Sayers, 1965-71
- 2,616 Cecil Turner, 1968-73
- 2,263 Ron Smith, 1965, 70-72

Yards Returned, Season

- 924 Ron Smith, 1972
- 754 Brian Baschnagel, 1976
- 752 Cecil Turner, 1970

Yards Returned, Game

- 208 Ron Smith, 11/19/72
- 185 Brian Baschnagel, 11/6/77
- 178 Ron Smith, 12/17/72

Longest Kickoff Return

- 103 Gale Sayers, (TD) 9/17/67
- 100 Don Bingham, (TD) 11/18/56
- 99 Willie Galimore, (TD) 10/4/58
- 99 **Willie Gault, (TD) 9/29/85**

Average Return

Average Return, Lifetime (25 +)

- 30.56 Gale Sayers, 1965-71
- 26.62 Ron Smith, 1965, 70-72
- 25.58 Willie Galimore, 1957-63
- 24.87 Len Walterscheid, 1977-79

Average Return, Season (1+ per game)

- 37.69 Gale Sayers, 1967
- 32.70 Cecil Turner, 1970
- 31.71 Walter Payton, 1975**

Average Return Game, (3+)

- 52.00 Cecil Turner, 9/19/70
- 48.67 Dick Gordon, 9/16/66
- 48.33 Gale Sayers, 12/3/67

Touchdowns

Touchdowns Lifetime

- 6 Gale Sayers, 1965-71
- 4 Cecil Turner, 1968-73

Touchdowns, Season

- 4 Cecil Turner, 1970
- 3 Gale Sayers, 1967
- 2 Gale Sayers, 1966

Touchdowns, Game

- 1 By many players. Last:
Lew Barnes, 12/7/86

FUMBLES

Fumbles, Lifetime

- 80 Walter Payton, 1975-86**
- 35 Rick Casares, 1955-64
- 34 Willie Galimore, 1957-63
Gale Sayers, 1965-71

Fumbles, Season

- 14 Gary Huff, 1974
- 13 Carl Garrett, 1973
- 12 Chick Jagade, 1954
Rudy Bukich, 1965

Fumbles, Game

- 4 Hugh Gallarneau, 12/1/46
Rudy Bukich, 12/5/65
Rusty Lisch, 12/9/84
- 3 9 Players Tied

Total Fumbles Recovered

Fumbles Recovered, Lifetime

- 27 Dick Butkus, 1965-73 (2-own, 25-opp.)
- 21 Joe Fortunato, 1955-66 (21 opp.)
- 18 Walter Payton, 1975-86 (18-own)**

Fumbles Recovered, Season

- 7 Dick Butkus, 1965 (1-own, 6-opp.)
Gary Huff, 1974 (7-own)
- 6 Don Kindt, 1947 (3-own, 3-opp.)
Jack Concannon, 1970 (6-own)

Fumbles Recovered, Game

- 3 Gary Huff, (3-own) 9/15/74
Virgil Livers, (3-own) 10/5/75
- 2 By many players. Last:
Otis Wilson, 12/21/86

Own Fumbles Recovered

Own Fumbles Recovered, Lifetime

- 18 Walter Payton, 1975-86**
- 13 Gale Sayers, 1965-71
- 10 Ed Brown, 1954-61

Own Fumbles Recovered, Season

- 7 Gary Huff, 1974
- 6 Jack Concannon, 1970
- 5 Bobby Douglass, 1972

Own Fumbles Recovered, Game

- 3 Gary Huff, 9/15/74
Virgil Livers, 10/5/75

Opponents' Fumbles Recovered

Opponents' Fumbles Recovered, Lifetime

- 25 Dick Butkus, 1965-73
- 21 Joe Fortunato, 1955-56
- 17 Mike Hartenstine, 1975-86**

Opponents' Fumbles Recovered, Season

- 6 Dick Butkus, 1965
- 5 Ed O'Bradovich, 1962
- 4 8 Players Tied

Opponents' Fumbles Recovered, Game

- 2 By many players. Last:
Otis Wilson, 12/21/86

Yards Returned (Total Fumbles)

Yards Returned, Lifetime

- 128 Charlie Sumner, 1955, 58-60 (128-opp.)
- 111 Ed Sprinkle, 1944-55 (1-own, 110-opp.)
- 84 Larry Brink, 1954 (84-opp.)

Yards Returned, Season

- 101 Charlie Sumner, 1958 (101-opp.)
- 84 Larry Brink, 1954 (84-opp.)
- 66 William Perry, 1985 (66-opp.)**

Yards Returned, Game

- 86 Charlie Sumner, 12/7/58
- 84 Larry Brink, 11/28/54
- 62 Bill Garrett, 11/5/50

Yards Returned (Own Fumbles)

Yards Returned, Lifetime

- 36 John Adams, 1959-62
- 24 Ike Hill, 1973-74
- 22 Ron Bull, 1962-70

Yards Returned, Season

- 36 John Adams, 1961
- 24 Ike Hill, 1973
- 21 Ron Bull, 1962

Yards Returned, Game

- 36 John Adams, 11/19/61
- 24 Ike Hill, 11/12/73
- 21 Ron Bull, 11/4/62

Longest Return, Own Fumble

- 36 John Adams, 11/19/61
- 24 Ike Hill, 11/12/73
- 21 Ron Bull, 11/4/62

**Yards Returned
(Opponents' Fumbles)**

Yards Returned, Lifetime

- 128 Charlie Sumner, 1955, 58-60
- 110 Ed Sprinkle, 1944-55
- 84 Larry Brink, 1954

Yards Returned, Season

- 101 Charlie Sumner, 1958
- 84 Larry Brink, 1954
- 66 William Perry, 1985

Yards Returned, Game

- 86 Charlie Sumner, 12/7/58
- 84 Larry Brink, 11/28/54
- 62 Bill Garrett, 11/5/50

Longest Run, (opponents' Fumble)

- 98 George Halas, (TD) 11/4/23
- 86 Charlie Sumner, (TD) 12/7/58
- 84 Larry Brink, (TD) 11/28/54

Touchdowns (Total Fumbles)

Touchdowns, Lifetime

- 2 Fred Evans, 1948 (2-opp.)
- Ken Kavanaugh, 1940-41, 45-50 (2-own)
- Ed Sprinkle, 1944-55 (2-opp.)
- Mike Ditka, 1961-66 (2-own)

Touchdowns, Season

- 2 Fred Evans, 1948 (2-opp.)

Touchdowns, Game

- 2 Fred Evans, (2-opp.) 11/28/48
- 1 By many players. Last:
Wilber Marshall, (opp.) 10/26/86

Touchdowns (Own Fumbles)

Touchdowns, Lifetime

- 2 Ken Kavanaugh, 1940-41, 45-50
- Mike Ditka, 1961-66

Touchdowns, Season

- 1 By many players

Touchdowns, Game

- 1 By many players. Last:
Johnny Musso, 11/30/76

Touchdowns (Opponents' Fumbles)

Touchdowns, Lifetime

- 2 Fred Evans, 1948
- Ed Sprinkle, 1944-55

Touchdowns, Season

- 2 Fred Evans, 1948

Touchdowns, Game

- 2 Fred Evans, 11/28/48
- 1 By many players. Last:
Wilber Marshall, 10/26/86

TAKEAWAYS

**(Interceptions and Opponents' Fumbles
Recovered)**

Takeaways, Lifetime

- 50 Gary Fencik, 1976-86
(38-int., 12-opp. fum rec)
- 47 Dick Butkus, 1965-73
(22-int. 25-opp. fum rec)
- 44 Richie Petitbon, 1959-68
(37-int. 7-opp. fum rec)
- 37 Joe Fortunato, 1955-66
(16-int. 21-opp. fum rec)

Takeaways, Season

- 12 Roosevelt Taylor, 1963
(9-int. 3-opp. fum rec)
- 11 Dick Butkus, 1965
(5-int. 6-opp. fum rec)
- 10 Richie Petitbon, 1963
(8-int. 2-opp. fum rec)
- Ross Brupbacher, 1977
(7-int. 3-opp. fum rec)

Takeaways, Game

- 4 Bill George, (2-int. 2-opp. fum rec)
12/3/61
- 3 9 Players Tied

**COMBINED NET
YARDS GAINED**

(Includes Attempts and Yards Gained on
Rushes, Pass Receptions and Returns of
Interceptions, Punts, Kickoffs and Fumbles)

Attempts

Attempts, Lifetimes

- 4,168 Walter Payton, 1975-86
- 1,579 Rick Casares, 1955-64
- 1,234 Gale Sayers, 1965-71
- 977 Ron Bull, 1962-70

Attempts, Season

- 426 Walter Payton, 1984
- 400 Walter Payton, 1979
- 383 Walter Payton, 1978
- 380 Walter Payton, 1981
- 373 Walter Payton, 1985
- Walter Payton, 1977
- 363 Walter Payton, 1980
- 358 Walter Payton, 1986

Attempts, Game

- 41 Walter Payton, 11/20/77
 Walter Payton, 10/7/79
 40 Walter Payton, 11/26/81
 39 Walter Payton, 10/25/81

Yards Gained**Yards Gained, Lifetime**

- 21,053 Walter Payton, 1975-86
 9,435 Gale Sayers, 1965-71
 8,276 Johnny Morris, 1958-67

Yards Gained, Season

- 2,440 Gale Sayers, 1966
 2,272 Gale Sayers, 1965
 2,216 Walter Payton, 1977
 2,052 Walter Payton, 1984

Yards Gained, Game

- 339 Gale Sayers, vs. Minn., 12/18/66
 336 Gale Sayers, vs. S.F., 12/12/65
 300 Walter Payton, vs. N.O.,
 12/21/75

TEAM RECORDS

OFFENSE WON-LOST

Highest Winning Percentage, Season

- 1,000 1934 (13 games) 13-0
 1942 (11 games) 11-0

Lowest Winning Percentage, Season

- .071 1969 (14 games) 1-13

Consecutive Games Won

- 17 Nov. 26, 1933-Dec. 2, 1934
 16 Nov. 9, 1941-Dec. 6, 1942

Consecutive Games Without Losing

- 24 Nov. 9, 1941-Nov. 14, 1943

Consecutive Games Lost

- 8 Dec. 15, 1968-Nov. 2, 1969
 Sept. 25-Nov. 2, 1978

Consecutive Games Without Winning

- 10 Nov. 23, 1929-1930

SCORING

Most Points, Season

- 456 1985 (16 games)
 409 1965 (14 games)

Fewest Points, Season

- 133 1933 (13 games)
 141 1982 (9 games)

Most Points, Game

- 61 vs. S.F., Dec. 12, 1965
 vs. G.B., Dec. 7, 1980

Touchdowns

Most Touchdowns, Season

- 56 1941 (11 games)
 54 1965 (14 games)

Fewest Touchdowns, Season

- 16 1933 (13 games)
 16 1982 (9 games)

Most Touchdowns, Game

- 9 vs. S.F., Dec. 12, 1965
 vs. G.B., Dec. 7, 1980

Extra Points

Most Extra Points, Season

- 52 1965 (14 games)
 51 1985 (16 games)
 51 1948 (12 games)

Fewest Extra Points, Season

- 15 1933 (13 games)
 15 1932 (14 games)
 16 1982 (9 games)

Extra Points Missed, Season

- 11 1939 (11 games)
 1941 (11 games)

Extra Points (no misses), Season

- 51 1985 (16 games)

Extra Points, Game

- 8 vs. N.Y., Nov. 14, 1943
 vs. Wash., Oct. 26, 1947

Extra Points Missed, Game

- 3 vs. Phil., Oct. 13, 1935 (3/6)
 vs. N.Y., Nov. 8, 1936 (1/4)
 vs. Pitt., Oct. 2, 1939 (2/5)
 vs. Chi. Cards., Oct. 12, 1941 (5/8)
 vs. Clev., Nov. 9, 1941 (1/4)

Field Goals

Most Field Goals, Season

- 31 1985 (16 games)
 25 1968 (14 games)

Fewest Field Goals, Season

- 0 1944 (10 games)
 1947 (12 games)
 Since 1961:
 8 1969 (14 games)

Field Goals, Game

- 5 vs. Det., Dec. 3, 1961
 vs. Phil., Oct. 20, 1968

Field Goals Attempted, Season

- 41 1986 (16 games)
 38 1985 (16 games)

Fewest Attempted, Season

- 0 1944 (10 games)
- Since 1961:
- 13 1974 (14 games)

Field Goals Attempted, Game

- 7 vs. G.B., Nov. 17, 1963

Safeties**Most Safeties, Season**

- 3 1985 (16 games)
- 2 1933 (13 games)
- 1938 (11 games)
- 1952 (12 games)
- 1969 (14 games)
- 1976 (14 games)
- 1986 (16 games)**

Most Safeties, Game

- 2 Pitt., Nov. 9, 1969

FIRST DOWNS**Most First Downs, Season**

- 343 1985 (16 games)
- 305 1986 (16 games)**
- 297 1984 (16 games)
- 286 1980 (16 games)
- 278 1981 (16 games)

Fewest First Downs, Season

- 114 1937 (11 games)
- 115 1933 (13 games)
- Since 1961:
- 133 1982 (9 games)
- 175 1967 (14 games)

Most First Downs, Game

- 33 vs. G.B., Dec. 7, 1980
- 30 vs. N.Y. Yanks, Dec. 9, 1951

Fewest First Downs Game

- 2 vs. G.B., Dec. 10, 1933

Rushing**Most First Downs Rushing, Season**

- 176 1985 (16 games)
- 166 1986 (16 games)**
- 154 1983 (16 games)
- 141 1950 (12 games)
- 1951 (12 games)

Fewest First Downs Rushing, Season

- 55 1970 (14 games)

Most First Downs Rushing, Game

- 19 vs. G.B., Nov. 6, 1955
- vs. G.B., Oct. 30, 1977

Fewest First Downs Rushing, Game

- 0 vs. Chi. Cards, Oct. 14, 1945
- vs. Balt., Oct. 5, 1957

Passing**Most First Downs Passing, Season**

- 145 1985 (16 games)
- 144 1954 (12 games)
- 141 1964 (14 games)

Fewest First Downs Passing, Season

- 41 1940 (11 games)
- 48 1942 (11 games)
- 54 1972 (14 games)

Most First Downs Passing, Game

- 21 vs. Dal., Nov. 18, 1962

Fewest First Downs Passing, Game

- 0 vs. G.B., Nov. 7, 1937
- vs. G.B., Sept. 28, 1941

By Penalty**Most First Downs By Penalty, Season**

- 32 1963 (14 games)

Fewest First Downs By Penalty, Season

- 5 1939 (11 games)
- Since 1961:
- 12 1972 (14 games)
- 1977 (14 games)

First Downs By Penalty, Game

- 9 vs. Clev., Nov. 25, 1951

**NET YARDS GAINED
(RUSHING & PASSING)****Most Yards Gained, Season**

- 5,837 1985 (16 games)
- 5,830 1983 (16 games)
- 5,459 1986 (16 games)**
- 5,437 1984 (16 games)

Fewest Yards Gained, Season

- 2,641 1937 (11 games)
- Since 1961:
- 3,129 1973 (14 games)
- 2,499 1982 (9 games)

Most Yards Gained, Game

- 682 vs. N.Y. Giants, Nov. 14, 1943

Fewest Yards Gained, Game

- 24 vs. Det., Nov. 22, 1981

**RUSHING
Attempts****Most Attempts, Seasons**

- 675 1984 (16 games)
- 634 1978 (16 games)

Fewest Attempts, Season

- 275 1982 (9 games)
- 353 1954 (12 games)
- 1970 (14 games)

Most Attempts, Game

72 vs. Brk., Oct. 20, 1935

Fewest Attempts, Game

14 vs. Minn., Dec. 13, 1964

Yards Gained**Most Yards Gained, Season**

2,965 1984 (16 games)

2,847 1934 (13 games)

Fewest Yards Gained, Season

992 1982 (9 games)

Most Yards Gained, Game

408 vs. Brk., Oct. 20, 1935

Fewest Yards Gained, Game

1 vs. L.A., Oct. 26, 1952

Average Gain**Highest Average Gain, Season**

5.19 1934 (13 games)

4.75 1968 (14 games)

Lowest Average Gain, Season

3.08 1953 (12 games)

3.09 1970 (14 games)

Highest Average Gain, Game

13.75 vs. Cin., Sept. 30, 1934

Lowest Average Gain, Game

0.03 vs. L.A., Oct. 26, 1952

Touchdowns**Most Touchdowns, Season**

30 1941 (11 games)

Fewest Touchdowns, Season

3 1933 (13 games)

1970 (14 games)

Most Touchdowns, Game

6 vs. Det., Oct. 19, 1941

PASSING**Passes****Most Passes, Season**

494 1964 (14 games)

Fewest Passes, Season

147 1937 (11 games)

Since 1961:

205 1972 (14 games)

Most Passes, Game

59 vs. N.Y. Giants, Oct. 23, 1949

Fewest Passes, Game

4 vs. Det., Oct. 15, 1967

Completions**Most Completions, Season**

282 1964 (14 games)

Fewest Completions, Season

56 1937 (11 games)

Since 1961:

78 1972 (14 games)

Most Completions, Game

34 vs. N.Y. Giants, Oct. 23, 1949

Fewest Completions, Game

1 vs. G.B., Oct. 27, 1935

vs. Det., Nov. 25, 1937

vs. G.B., Sept. 18, 1938

vs. G.B., Sept. 28, 1941

vs. Phil., Dec. 10, 1972

Completion Percentage**Highest Percentage, Season**

57.9 1984 (16 games), 226 of 390

Lowest Percentage, Season

29.7 1934 (13 games), 57 of 192

Highest Percentage, Game (10 - comp.)

83.3 vs. G.B., Dec., 7, 1980, 20 of 24

Lowest Percentage Game (10+ passes)

11.7 vs. Den., Dec. 12, 1976, 2 of 7

Yards Passing (Net Since 1952)**Most Yards Passing, Season**

3,104 1954 (12 games)

3,103 1983 (16 games)

Fewest Yards Passing, Season

955 1934 (13 games)

1,108 1972 (14 games)

Most Yards Passing, Game

488 vs. N.Y. Giants, Nov. 14, 1943

Fewest Yards Passing, Game

-16 vs. Hous., Nov. 6, 1977

Times Sacked**Most Times Sacked, Season**

55 1969 (14 games)

53 1983 (16 games)

Fewest Times Sacked, Season

20 1963 (14 games)

24 1986 (16 games)

Most Times Sacked, Game

9 vs. Minn., Nov. 2, 1969

vs. Den., Dec. 5, 1971

Yards Lost Attempting to Pass**Most Yards Lost, Season**

439 1969 (14 games)

Fewest Yards Lost, Season

109 1947 (12 games)

153 1986 (16 games)

Most Yards Lost, Game

70 vs. Den., Dec. 5, 1971

Touchdown Passes

Most Touchdown Passes, Season

29 1947 (12 games)

Fewest Touchdown Passes, Season

5 1950 (12 games)

Most Touchdown Passes, Game

7 vs. N.Y., Nov. 14, 1943

Passes Had Intercepted

Most Passes Had Intercepted, Season

35 1947 (12 games)

1954 (12 games)

Fewest Passes Had Intercepted, Season

11 1941 (11 games)

11 1982 (9 games)

12 1945 (10 games)

1965 (14 games)

Most Passes Had Intercepted, Game

8 vs. Det., Sept. 22, 1968

Percentage Intercepted

Highest Percentage Intercepted, Season

14.95 1942 (11 games)

Lowest Percentage Intercepted, Season

3.32 1965 (14 games)

Average Gain Per Pass

Highest Average Gain, Season

10.21 1941 (11 games)

Lowest Average Gain, Season

4.97 1943 (13 games)

5.02 1969 (14 games)

PUNTING

Punts

Most Punts, Season

114 1981 (16 games)

100 1976 (14 games)

96 1978 (16 games)

Fewest Punts, Season

32 1941 (11 games)

58 1965 (14 games)

Most Punts, Game

17 vs. G.B., Oct. 22, 1933

14 vs. G.B., Dec. 10, 1933

Fewest Punts, Game

0 vs. G.B., Nov. 6, 1955

vs. N.Y., Nov. 28, 1965

vs. Det., Oct. 1, 1972

Average

Highest Average, Season

46.47 1963 (14 games)

Lowest Average, Season

35.73 1945 (10 games)

36.16 1983 (16 games)

Highest Average, Game (4+ punts)

57.25 vs. L.A., Nov. 16, 1952

Lowest Average, Game (4+ punts)

25.00 vs. Card-Pitt., Dec. 3, 1944

PUNT RETURNS

Most Returns, Season

64 1984 (16 games)

60 1950 (12 games)

Fewest Returns, Season

19 1968 (14 games)

Most Returns, Game

11 vs. Chi. Cards, Oct. 8, 1950

Fair Catches

Most Fair Catches, Season

28 1967 (14 games)

Fewest Fair Catches, Season

3 1975 (14 games)

Most Fair Catches, Game

6 vs. St. L., Oct. 31, 1966

vs. Minn., Dec. 10, 1967

Yards Returned

Most Yards, Season

781 1948 (12 games)

Fewest Yards, Season

81 1968 (14 games)

Most Yards, Game

151 vs. Chi. Cards, Oct. 12, 1941

Fewest Yards, Game

-6 vs. Minn., Dec. 19, 1965

Average Return

Highest Average, Season

20.22 1941 (11 games)

Lowest Average, Season

3.40 1957 (12 games)

Touchdowns

Most Touchdowns, Season

2 1941 (11 games)

Most Touchdowns, Game

1 in many games, Last:

vs. G.B., 12/4/83

KICKOFF RETURNS

Most Returns, Season

74 1975 (14 games)

Fewest Returns, Season

20 1942 (11 games)

Most Returns, Game

10 vs. Chi. Cards, Nov. 27, 1985

Fewest Returns, Game0 Many times, last:
vs. Balt., Oct. 10, 1954**Yards Returned****Most Yards, Season**

1,644 1975 (14 games)

Fewest Yards, Season

424 1963 (14 games)

Most Yards, Game

304 vs. G.B., Nov. 9, 1952

Fewest Yards, Game0 in many games. Last:
vs. Minn., Oct. 1, 1967**Average Return****Highest Average Return, Season**

29.38 1972 (14 games)

Lowest Average Return, Season

16.31 1963 (14 games)

Touchdowns**Most Touchdowns, Season**

4 1970 (14 games)

Most Touchdowns, Game2 vs. G.B., Sept. 22, 1940
2 vs. G.B., Nov. 9, 1952**FUMBLES****Most Fumbles, Season**

56 1938 (11 games)

Fewest Fumbles, Season

16 1963 (14 games)

16 1982 (9 games)

Most Fumbles, Game

8 vs. Chi., Cards, Sept. 11, 1938

Total Fumbles Recovered**Most Recovered, Season**

51 1938 (11 games)

Fewest Recovered, Season

15 1943 (10 games)

15 1982 (9 games)

16 1978 (16 games)

Most Recovered, Game8 vs. Clev., Nov. 24, 1940
vs. Balt., Dec. 5, 1965
vs. N.Y. Giants, Dec. 18, 1977**Own Fumbles Recovered****Most Own Recovered, Season**

37 1938 (11 games)

19 1942 (11 games)

Fewest Own Recovered, Season

5 1955 (12 games)

1963 (14 games)

Most Own Recovered, Game7 vs. Chi. Cards, Sept. 11, 1938
vs. N.Y. Giants, Dec. 18, 1977**Opponents' Fumbles Recovered****Most Opponents' Recovered, Season**

26 1952 (12 games)

24 1962 (14 games)

1965 (14 games)

Fewest Opponents' Recovered, Season

6 1943 (10 games)

7 1982 (9 games)

Most Opponents' Recovered, Game5 vs. Clev., Sept. 15, 1939
vs. Det., Nov. 22, 1942
vs. Phil., Oct. 12, 1947
vs. Chi. Cards, Dec. 14, 1952
vs. G.B., Nov. 6, 1955
vs. Chi. Cards, Nov. 29, 1959
vs. Den., Sept. 30, 1973**Fumbles Lost****Most Lost, Season**

26 1973 (14 games)

Fewest Lost, Season

8 1978 (16 games)

1979 (16 games)

1982 (9 games)

10 1956 (12 games)

1960 (12 games)

Most Lost, Game5 vs. Chi. Cards, Dec. 1, 1940
vs. Chi. Cards, Dec. 7, 1941
vs. G.B., Nov. 9, 1947
vs. Det., Nov. 23, 1952
vs. Det., Dec. 14, 1958
vs. Dal., Sept. 16, 1973**Touchdowns****(Total Fumbles Recovered)****Touchdowns, (Total Fumbles), Season**

5 1942 (11 games)

Touchdowns (Total Fumbles), Game

2 vs. Wash., Nov. 28, 1948

PENALTIES**Most Penalties**

122 1948 (12 games)

Fewest Penalties, Season

57 1955 (12 games)

58 1982 (9 games)

Most Penalties, Game

22 vs. Phil., Nov. 26, 1944

Fewest Penalties, Game0 vs. Clev., Oct. 9, 1938
vs. Minn., Oct. 23, 1972**Yards Penalized****Most Yards Penalized, Season**

1,194 1968 (14 games)

Fewest Yards Penalized, Season422 1982 (9 games)
498 1955 (12 games)**Most Yards Penalized, Game**

170 vs. Phil., Nov. 26, 1944

Fewest Yards Penalized, Game0 vs. Clev., Oct. 9, 1938
vs. Minn., Oct. 23, 1972**DEFENSE
SCORING****Most Points Allowed, Season**379 1964 (14 games)
1975 (14 games)**Fewest Points Allowed, Season**44 1932 (14 games)
187 1986 (16 games)**Most Points Allowed, Game**

53 vs. Chi. Cards, Nov. 27, 1955

Touchdowns**Most TDs Allowed, Season**

48 1975 (14 games)

Fewest TDs Allowed, Season

6 1932 (14 games)

Most TDs Allowed, Game7 Several times, last:
vs. S.F., Sept. 19, 1965**Extra Points****Most Allowed, Season**

47 1975 (14 games)

Fewest Allowed, Season

4 1932 (14 games)

Most Missed by Opponents, Season

6 1955 (12 games)

Most Allowed, Game7 vs. G.B., Sept. 30, 1962
vs. Balt., Sept. 27, 1964**Most Missed by Opponents, Game**

3 vs. Clev., Nov. 24, 1940 (1/4)

Field Goals**Most FGs Allowed, Season**

25 1973 (14 games)

Fewest FGs Allowed, Season0 1932 (14 games)
1942 (11 games)**Most FGs Allowed, Game**5 vs. Wash., Nov. 14, 1971
vs. Minn., Sept. 23, 1973**Most Opponents' FGs Attempted, Season**

41 1971 (14 games)

Fewest Opponents' FGs Attempted, Season2 1942 (11 games)
17 1963 (14 games)**Most Opponents' FGs Attempted, Game**

7 vs. Dall., Nov. 24, 1968

Safeties**Most Allowed, Season**2 in 7 seasons. Last:
1974 (14 games)**Most Allowed, Game**1 in many games. Last:
vs. Minn., 10/27/85**FIRST DOWNS****Most Allowed, Season**290 1981 (16 games)
286 1983 (16 games)**Fewest Allowed, Season**98 1942 (11 games)
166 1982 (9 games)**Most Allowed, Game**

30 vs. L.A., Oct. 24, 1954

Fewest Allowed, Game3 vs. Clev., Oct. 9, 1938
vs. Det., Nov. 23, 1941**Rushing****Most Allowed, Season**

138 1973 (14 games)

Fewest Allowed, Season35 1942 (11 games)
53 1982 (9 games)**Most Allowed, Game**19 vs. Minn., Oct. 17, 1965
vs. Den., Dec. 12, 1976**Fewest Allowed, Game**0 vs. Clev., Oct. 10, 1937
vs. Chi. Cards, Dec. 6, 1942
vs. Det., Oct. 28, 1945
vs. T.B. Oct. 6, 1985**Passing****Most Allowed, Season**154 1983 (16 games)
151 1986 (16 games)

Fewest Allowed, Season

33 1943 (10 games)

Most Allowed, Game

22 vs. Minn., Sept. 19, 1985

18 vs. Det., Nov. 5, 1950
vs. Dall., Oct. 31, 1971**Fewest Allowed, Game**0 Several times, last:
vs. Atl. Nov. 24, 1985**By Penalty****Most Allowed, Season**

36 1968 (14 games)

Fewest Allowed, Season10 1953 (12 games)
Since 1961:18 1963 (14 games)
1970 (14 games)
1971 (14 games)
1976 (14 games)**Most Allowed, Game**

7 vs. Phil., Nov. 26, 1944

**NET YARDS ALLOWED
(RUSHING & PASSING)****Most Yards Allowed, Season**5,394 1981 (16 games)
5,132 1983 (16 games)**Fewest Yards Allowed, Season**1,703 1942 (11 games)
3,176 1963 (14 games)**Most Yards Allowed, Game**

557 vs. L.A., Oct. 24, 1954

Fewest Yards Allowed, Game

54 vs. Pitt., Oct. 2, 1939

RUSHING**Attempts****Most Opp. Attempts, Season**

564 1978 (16 games)

Fewest Opp. Attempts, Season294 1942 (11 games)
359 1985 (16 games)**Most Opp. Attempts, Game**

59 vs. Den., Dec. 12, 1976

Fewest Opp. Attempts, Game

13 vs. L.A., Oct. 11, 1964

Yards Allowed**Most Yards Allowed, Season**

2,509 1973 (14 games)

Fewest Yards Allowed, Season

519 1942 (11 games)

Most Yards Allowed, Game

393 vs. Det., Nov. 26, 1936

Fewest Yards Allowed, Game

-17 vs. Chi. Cards, Dec. 6, 1942

Average Gain**Highest Opp. Gain, Season**

5.28 1955 (12 games)

Lowest Opp. Gain, Season

1.77 1942 (11 games)

Highest Opp. Gain, Game

8.03 vs. Clev., Nov. 25, 1951

Lowest Opp. Gain, Game

-0.89 vs. Chi. Cards, Dec. 6, 1942

Touchdowns**Most TDs Allowed, Season**

25 1975 (14 games)

Fewest TDs Allowed, Season3 1932 (14 games)
4 1986 (16 games)**Most TDs Allowed, Game**5 vs. G.B., Sept. 30, 1962
vs. G.B., Nov. 4, 1962**PASSING****Passes****Most Opp. Passes, Season**525 1981 (16 games)
522 1985 (16 games)**Fewest Opp. Passes, Season**187 1933 (13 games)
296 1969 (14 games)**Most Opp. Passes, Game**55 vs. Minn., Sept. 19, 1985
54 vs. S.F., Nov. 13, 1966**Fewest Opp. Passes, Game**3 vs. N.Y., Nov. 17, 1935
vs. Det., Nov. 28, 1935**Completions****Most Comp. Allowed, Season**249 1983 (16 games)
243 1986 (16 games)**Fewest Comp. Allowed, Season**59 1935 (12 games)
150 1969 (14 games)**Most Comp. Allowed, Game**30 vs. L.A., Dec. 26, 1982
29 vs. L.A., Nov. 26, 1950

Fewest Comp. Allowed, Game

0 Chi. Cards, Oct. 15, 1933
 vs. Bos., Nov. 5, 1933
 vs. G.B., Sept. 25, 1949

Completion Percentage**Highest Opp. Percentage, Season**

59.1 1970 (14 games)

Lowest Opp. Percentage, Season

30.4 1935 (12 games)

Highest Opp. Percentage, Game (10+ comp.)

86.7 vs. Balt., Sept. 27, 1964

Lowest Opp. Percentage, Game (10+ pass.)

0.0 vs. G.B., Sept. 25, 1949

Yards Passing (Net Since 1952)**Most Yards Allowed, Season**

3,248 1981 (16 games)

3,170 1986 (16 games)

Fewest Yards Allowed, Season

691 1933 (13 games)

1,674 1973 (14 games)

Most Yards Allowed, Game

509 vs. L.A., Dec. 26, 1982

411 vs. Wash., Oct. 26, 1947

vs. Minn., Sept. 19, 1985

Fewest Yards Allowed, Game

-22 vs. Atl., Nov. 24, 1985

-12 vs. G.B., Nov. 4, 1973

Sacks**Most Sacks, Season**

72 1984 (16 games)

64 1985 (16 games)

62 1986 (16 games)

Fewest Sacks, Season

23 1972 (14 games)

Most Sacks, Game

12 vs. Det., Dec. 16, 1984

9 vs. G.B., Dec. 13, 1970

vs. St. L., Dec. 16, 1979

Yards Lost Att. To Pass

583 1984 (16 games)

503 1986 (16 games)

483 1985 (16 games)

Fewest Opp. Lost, Season

154 1953 (12 games)

Most Opp. Lost, Game

107 vs. Det., Nov. 20, 1960

Touchdown Passes**Most Allowed, Season**

27 1961 (14 games)

1964 (14 games)

Fewest Allowed, Season

2 1934 (13 games)

7 1977 (14 games)

Most Allowed, Game

5 vs. Minn., Nov. 28, 1982

4 in many games. Last:

vs. Mia., Nov. 2, 1975

Percentage Had Intercepted**Highest Opp. Pct., Had Intercepted, Season**

19.07 1935 (12 games)

Lowest Opp. Pct., Had Intercepted, Season

2.73 1964 (14 games)

Average Gain**Highest Opp. Gain, Season**

8.69 1968 (14 games)

Lowest Opp. Gain, Season

3.57 1934 (13 games)

INTERCEPTIONS BY**Most Interceptions, Season**

37 1935 (12 games)

36 1963 (14 games)

Fewest Interceptions, Season

10 1960 (12 games)

1964 (14 games)

Most Interception By, Game

7 vs. G.B., Sept. 22, 1940

vs. Det., Nov. 22, 1942

vs. Chi. Cards, Dec. 5, 1954

vs. St. L., Sept. 19, 1967

Yards Returned**Most Yards, Season**

585 1941 (11 games)

537 1963 (14 games)

Fewest Yards, Season

99 1982 (9 games)

107 1945 (10 games)

Most Yards, Game

149 vs. L.A., Oct. 11, 1964

Touchdowns**Most Touchdowns, Season**

4 1939 (11 games)

1950 (12 games)

1963 (14 games)

1985 (16 games)

Most Touchdowns, Game

2 vs. Phil., Oct. 2, 1938

vs. Chi. Cards, Nov. 26, 1939

vs. Phil., Nov. 30, 1941

vs. Den., Dec. 20, 1981

vs. Dall., Nov. 17, 1985

PUNTING

Punts

Most Opp. Punts, Season

100 1984 (16 games)
99 1983 (16 games)
98 1981 (16 games)
97 1978 (16 games)
93 1977 (14 games)

Fewest Opp. Punts, Season

42 1945 (10 games)
Since 1961:
49 1982 (9 games)
62 1964 (14 games)
1972 (14 games)

Most Opp. Punts, Game

15 vs. N.Y., Nov. 17, 1935

Fewest Opp. Punts, Game

0 vs. Det., Dec. 2, 1956
vs. G.B., Sept. 24, 1967

Average

Highest Opp. Average, Season

46.58 1964 (14 games)

Lowest Opp. Average, Season

36.29 (14 games)

Highest Opp. Average, Game (4+ punts)

54.50 vs. S.F., Nov. 19, 1961

Lowest Opp. Average, Game (4+ punts)

25.50 vs. Pitt., Nov. 30, 1958

PUNT RETURNS

Most Opp. Returns, Season

65 1981 (16 games)

Fewest Opp. Returns, Season

20 1941 (11 games)

Most Opp. Returns, Game

9 vs. Chi. Cards, Nov. 29, 1959

Fair Catches

Most Opp. Fair Catches, Season

26 1972 (14 games)
1973 (14 games)

Fewest Opp. Fair Catches, Season

7 1980 (16 games)
1982 (9 games)

Most Opp. Fair Catches, Game

6 vs. G.B., Dec. 16, 1973

Yards Allowed

Most Yards Allowed, Season

633 1974 (14 games)

Fewest Yards Allowed, Season

106 1969 (14 games)

Most Yards Allowed, Game

147 vs. G.B., Nov. 8, 1959

Average Return

Highest Opp. Return, Season

17.00 1941 (11 games)

Lowest Opp. Return, Season

3.79 1969 (14 games)

Touchdowns

Most Allowed, Season

2 1933 (13 games)
1941 (11 games)
1947 (12 games)
1952 (12 games)
1954 (12 games)

Most Allowed, Game

1 in many games. Last:
vs. L.A., Sept. 28, 1981

KICKOFF RETURNS

Most Opp. Returns, Season

78 1985 (16 games)
72 1965 (14 games)
68 1984 (16 games)

Fewest Opp. Returns, Season

30 1982 (9 games)
32 1971 (14 games)

Most Opp. Returns, Game

9 vs. Bos., Nov. 21, 1948
vs. Balt., Oct. 21, 1956

Fewest Opp. Returns, Game

0 in 9 games. Last:
vs. G.B., Dec. 16, 1973

Yards Allowed

Most Allowed, Season

1,827 1985 (16 games)
1,583 1965 (14 games)

Fewest Allowed, Season

435 1940 (11 games)
537 1982 (9 games)
700 1945 (10 games)
1974 (14 games)

Most Allowed, Game

254 vs. L.A., Oct. 13, 1963

Average Return

Highest Opp. Return, Season

27.81 1960 (12 games)

Lowest Opp. Return, Season

15.98 1946 (11 games)
17.54 1947 (12 games)

Touchdowns

Most TDs Allowed, Season

1 in many seasons

Most TDs Allowed, Game

1 in many games. Last:
vs. G.B., Dec. 9, 1984

FUMBLES

Most Opp. Fumbles, Season

44 1952 (12 games)

Fewest Opp. Fumbles, Season

13 1960 (12 games)

Most Opp. Fumbles, Game

7 vs. Bk., Oct. 20, 1935
vs. Wash., Nov. 13, 1938
vs. Chi. Cards, Nov. 26, 1939
vs. Clev., Nov. 24, 1940
vs. Bos., Nov. 21, 1948
vs. L.A., Nov. 16, 1952
vs. L.A., Nov. 15, 1964
vs. L.A., Sept. 16, 1966

PENALTIES

Most Opp. Penalties, Season

129 1980 (16 games)

Fewest Opp. Penalties, Season

34 1942 (11 games)

43 1941 (11 games)

Since 1961:

52 1982 (9 games)

65 1962 (14 games)

Most Opp. Penalties, Game

21 vs. Clev., Nov. 25, 1951

Fewest Opp. Penalties, Game

0 in 13 games, Last:
vs. Minn., Dec. 3, 1972

Yards Penalized

Most Opp. Penalized, Season

1,109 1980 (16 games)

Fewest Opp. Penalized, Season

110 1937 (11 games)

Most Opp. Penalized, Game

209 vs. Clev., Nov. 25, 1951

Fewest Opp. Penalties, Game

0 in 13 games, Last:
vs. Minn., Dec. 3, 1972

BEARS ON MONDAY NIGHT

Oct. 5, 1970
Nov. 29, 1971
Oct. 23, 1972
Nov. 12, 1973
Oct. 21, 1974
Oct. 27, 1975
Oct. 10, 1977
Sept. 25, 1978
Oct. 16, 1978
Dec. 4, 1978
Oct. 6, 1980
Nov. 3, 1980
Sept. 28, 1981
Oct. 19, 1981
Dec. 3, 1984
Oct. 21, 1985
Dec. 2, 1985
Sept. 22, 1986
Nov. 3, 1986
Dec. 15, 1986

at Detroit
at Miami
at Chicago
at Kansas City
at Chicago
at Chicago
at Chicago
at Chicago
at Denver
at San Diego
at Chicago
at Cleveland
at Chicago
at Pontiac
at San Diego
at Chicago
at Miami
at Green Bay
at Chicago
at Pontiac

Lions 28, Bears 14
Dolphins 34, Bears 3
Bears 13, Vikings 10
Chiefs 19, Bears 7
Bears 10, Packers 9
Vikings 13, Bears 9
Bears 24, Rams 23
Vikings 24, Bears 20
Broncos 16, Bears 7
Chargers 40, Bears 7
Bears 23, Bucs 0
Browns 27, Bears 21
Rams 24, Bears 7
Lions 48, Bears 17
Chargers 20, Bears 7
Bears 23, Packers 7
Dolphins 38, Bears 24
Bears 25, Packers 12
Rams 20, Bears 17
Bears 16, Lions 13

Record	7-13
Home	5-4
Road	2-9

CAREER LEADING PASSERS 400 + Passes

No.	Player	Seasons	Years	No.	Comp.	Pct.	Yards	Avg. Gain	TD	Pct.	Int.	Pct.	Rating
1	Jim McMahon	1982-86	5	1,111	635	57.2	8,218	7.40	49	4.4	41	3.7	79.8
2	Sid Luckman	1939-50	12	1,744	904	51.8	14,686	8.42	137	7.9	132	7.6	75.0
3	Bill Wade	1961-66	6	1,407	767	54.5	9,958	7.08	68	4.8	66	4.7	73.4
4	Rudy Bukich	1958-59, 62-68	9	878	474	54.0	6,254	7.12	46	5.2	45	5.1	72.8
5	Johnny Lujack	1948-51	4	808	404	50.0	6,295	7.79	41	5.1	54	6.7	65.3
6	Ed Brown	1954-61	8	1,246	607	48.7	9,698	7.78	63	5.1	88	7.1	62.5
7	Mike Phipps	1977-81	5	482	253	52.5	2,806	5.82	15	3.1	27	5.6	57.1
	Bernie Masterson	1934-40	7	409	156	38.1	3,366	8.23	34	8.3	38	9.3	57.1
9	Jack Concannon	1967-71	5	951	486	51.1	5,222	5.49	31	3.3	52	5.5	55.6
10	Bob Avellini	1975-1982	8	1,057	530	50.1	6,823	6.46	33	3.1	66	6.2	55.3
11	Vince Evans	1977-82	6	808	388	48.0	5,064	6.27	26	3.2	46	5.7	55.1
12	George Blanda	1949-58	10	988	445	45.0	5,936	6.01	48	4.9	70	7.1	51.4
13	Gary Huff	1973-76	4	614	310	50.5	3,271	6.33	12	2.0	34	5.5	50.1
14	Bobby Douglass	1969-75	7	895	376	42.0	4,932	5.51	30	3.4	51	5.7	47.6

BEST PASSING SEASONS

No.	Player	Year	Att.	Comp.	Yards	Pct.	Avg.	TD	Pct.	Int.	Pct.	Rating
1	Sid Luckman	1943	202	110	2,194	54.5	10.86	28	13.9	12	5.9	107.8
2	Jim McMahon	1984	143	85	1,146	59.4	8.01	8	5.6	2	1.4	97.8
3	Sid Luckman	1941	119	68	1,181	57.1	9.92	9	7.6	6	5.0	95.5
4	Bill Wade	1961	250	139	2,258	55.6	9.03	22	8.8	13	5.2	93.7
5	Rudy Bukich	1965	312	176	2,641	56.4	8.46	20	6.4	9	2.9	93.6
6	Rudy Bukich	1964	160	99	1,099	61.9	6.87	12	7.5	7	4.4	89.0
7	Ed Brown	1956	168	96	1,667	57.1	9.92	11	6.5	12	7.1	83.1
8	Jim McMahon	1985	313	178	2,392	58.1	7.64	15	4.8	11	3.5	82.8
9	Sid Luckman	1945	217	117	1,725	53.9	7.95	14	6.5	10	4.6	82.6
10	Jim McMahon	1982	210	120	1,501	57.1	7.15	9	4.3	7	3.3	80.1
11	Sid Luckman	1942	105	57	1,023	54.3	9.74	10	9.5	1	12.4	80.0
12	Jim McMahon	1983	295	175	2,184	59.3	7.40	12	4.1	13	4.4	77.7
13	Ed Brown	1959	247	125	1,881	50.6	7.61	13	5.3	10	4.0	77.0
14	Johnny Lujack	1949	312	162	2,658	51.9	8.52	23	7.4	22	7.1	75.9

CAREER LEADING RUSHERS

1,000+ Yards

No.	Players (Pos.)	Seasons	Years	Att.	Yards	Avg.	TD
1	Walter Payton (hb)	1975-86	12	3,692	16,193	4.39	106
2	Rick Casares (fb)	1955-64	10	1,386	5,675	4.08	49
3	Gale Sayers (hb)	1965-71	7	991	4,956	5.00	39
4	Roland Harper	1975-82	7	757	3,044	4.02	15
5	Willie Galimore (hb)	1957-63	7	670	2,985	4.46	26
6	Ronnie Bull (hb-fb)	1962-70	9	787	2,871	3.65	9
7	Bronko Nagurski (fb)	1930-37, 43	9	633	2,778	4.39	18
8	Matt Suhey (fb)	1980-86	7	714	2,618	3.67	17
9	Bobby Douglass (qb)	1969-75	7	373	2,470	6.62	20
10	Ray Nolting (hb)	1936-43	8	508	2,285	4.50	10
11	George Gulyanics (hb)	1947-52	6	609	2,081	4.09	19
12	Gary Famiglietti (fb-hb)	1938-45	8	505	1,927	3.82	20
13	Beattie Feathers (hb)	1934-47	4	320	1,846	5.77	14
14	Bill Osmani (fb)	1939-43, 46-47	7	368	1,753	4.76	20
15	George McAfee (hb)	1940-41, 45-50	8	341	1,685	4.94	22
16	Jack Manders (fb-hb)	1933-40	8	451	1,586	3.42	11
17	Hugh Gallarneau (hb)	1941-42, 45-47	5	343	1,421	4.14	26
18	John Hoffman (fb-hb)	1949-56	8	317	1,366	4.31	7
19	Joe Maniaci (fb-hb)	1938-41	4	260	1,295	4.98	12
20	Harry Clark (hb)	1940-43	4	262	1,209	4.61	8
21	Gene Rozani (qb-hb-fb)	1933-38, 44-45	8	260	1,153	4.43	1
22	Julie Rykovich (hb)	1949-51	3	293	1,133	3.87	17
23	John (Kayo) Dottley (fb)	1951-53	3	250	1,122	4.49	7
24	Keith Molesworth (hb-qb)	1931-37	7	348	1,105	3.18	7
25	Jim Harrison (fb)	1971-74	4	308	1,099	3.57	4
26	Jim McMahon (qb)	1982-86	5	188	1,092	5.81	9
27	Bobby Watkins (hb)	1955-57	3	235	1,041	4.43	11
28	Johnny Morris (hb-wr)	1958-67	10	224	1,040	4.64	5
29	Fred (Curley) Morrison (fb-hb)	1950-53	4	285	1,022	3.59	6
30	Joe Marconi (fb)	1962-66	5	275	1,002	3.64	9

CAREER LEADING INTERCEPTORS

15+ Interceptions

No.	Player (Pos.)	Seasons	Years	No.	Yards	Avg.	TD
1	Gary Fencik (s)	1976-86	11	38	483	12.7	1
2	Richie Petitbon (s)	1959-68	10	37	643	17.4	3
3	Bennie McCrae (cb)	1962-70	9	27	485	18.0	4
4	Dave Whitsell (cb)	1961-66	6	26	397	15.3	2
5	George McAfee (db)	1940-41, 45-50	8	25	350	14.0	1
6	J.C. Caroline (db)	1956-65	10	24	405	16.9	2
	Doug Buffone (lb)	1966-79	14	24	211	8.8	0
8	Roosevelt Taylor (s)	1961-69	9	23	414	18.0	3
9	Allan Ellis (cb)	1973-77, 79-80	7	22	185	8.4	1
	Dick Butkus (lb)	1965-73	9	22	166	7.5	0
11	Don Kindt (db-lb)	1947-55	9	21	348	16.6	1
	Terry Schmidt (cb)	1976-84	9	21	141	6.7	2
13	Leslie Frazier (cb)	1981-85	5	20	343	17.2	1
14	Ray (Scooter) McLean (db)	1940-47	8	18	258	14.3	0
	Mike Richardson (cb)	1983-86	4	18	243	13.5	1
	Bill George (lb)	1952-65	14	18	144	8.0	8
17	Sid Luckman (db)	1939-50	12	17	310	18.2	2
	Clyde (Bulldog) Turner (lb)	1940-52	13	17	298	17.5	2

CAREER LEADING SCORERS

—TOUCHDOWNS—

No.	Players (Pos.)	Seasons	Years	Rush	Rec.	Ret.	PAT	FG	Pts.
1	Walter Payton (hb)	1975-86	12	106	14	0	0/0	0/0	720
2	Bob Thomas (k)	1975-84	10	0	0	0	245/268	128/205	629
3	George Blanda (k-qb)	1949-58	10	5	0	0	247/250	88/201	541
4	Mac Percival (k)	1967-73	7	0	0	0	159/162	99/182	456
5	Roger Leclerc (k)	1960-66	7	0	0	0	152/158	75/146	377
6	Jack Manders (fb-lb-hb-db-k)	1933-40	8	11	6	2	133/x	40/x	367
7	Rick Casares (fb)	1955-64	10	49	10	0	0/0	0/0	354
8	Gale Sayers (rb)	1965-71	7	39	9	8	0/0	0/0	336
9	Ken Kavanaugh (e)	1940-41, 45-50	8	0	50	2	1/1	0/0	313
10	Johnny Lujack (qb-k)	1948-51	4	21	0	0	130/136	4/9	268
11	Kevin Butler (k)	1985-86	2	0	0	0	87/88	59/79	264
12	Harlon Hill (e)	1954-61	8	0	40	0	0/0	0/0	240
13	George McAfee (hb-db)	1940-41, 45-50	8	22	11	6	0/0	0/0	234
14	Ray (Scooter) McLean (hb-db)	1940-47	8	6	21	3	45/54	0/1	225
15	Willie Galimore (rb)	1957-63	7	26	10	1	0/0	0/0	222
	Johnny Morris (rb-wr)	1958-67	10	5	31	1	0/0	0/0	222
17	Mike Ditka (te)	1961-66	6	0	34	2	0/0	0/0	216
18	Hugh Gallarneau (hb)	1941-42, 45-47	5	26	7	2	0/0	0/0	210
19	Dick Gordon (wr)	1965-71	7	0	35	0	0/0	0/0	210
20	Bill McColl (e)	1952-59	8	0	25	1	0/0	0/0	156
21	Jim Keane (e)	1946-51	6	0	23	0	0/0	0/0	138
22	Gary Famiglietti (fb-hb)	1938-45	8	20	1	0	1/2	0/0	127
23	Bill Osmanski (fb)	1939-43, 46-47	7	20	1	0	0/0	0/0	126
	George Gulyanics (hb)	1947-52	6	19	2	0	0/0	0/0	126
	Matt Suhey (fb)	1980-86	7	17	4	0	0/0	0/0	126
	Willie Gault (wr)	1983-86	4	0	20	1	0/0	0/0	126
27	Bobby Douglass (qb)	1969-75	7	20	0	0	1/1	0/0	121
28	Bill Karr (e)	1933-38	6	1	18	1	0/0	0/0	120
	James Scott (wr)	1976-80, 82	6	0	20	0	0/0	0/0	120
30	Joe Maniaci (fb-hb)	1938-41	4	12	0	2	24/25	3/6	117
31	Harry Clark (hb-db)	1940-43	4	8	9	2	1/1	0/0	115
32	Julie Rykovich (hb)	1949-51	3	17	2	0	0/0	0/0	114
33	Bronko Nagurski (fb)	1930-37, 43	9	18	0	0	4/x	0/0	112

x complete figures unavailable.

CAREER LEADING PUNT RETURNERS

20+ Punt Returns

No.	Player	Seasons	Years	No.	Yards	Avg.	TD
1	Ray (Scooter) McLean	1940-47	8	42	622	14.8	3
2	Gale Sayers	1965-71	7	27	391	14.5	2
3	George McAfee	1940-41, 45-50	8	112	1,431	12.8	2
4	Noah Mullins	1946-48	3	20	236	11.8	0
5	J.R. Boone	1948-51	4	56	635	11.3	0
6	Hugh Gallarneau	1941-42, 45-47	5	24	243	10.1	0
7	Dennis McKinnon	1983-85	3	43	422	9.8	1
8	Jeff Fisher	1981-84	4	123	1,137	9.2	1
9	Johnny Morris	1958-67	10	104	893	8.6	1
10	Virgil Livers	1975-79	5	86	738	8.6	0
11	Lew Barnes	1986	1	59	482	8.5	0
12	Steve Schubert	1975-79	5	103	866	8.4	3
13	Ken Taylor	1985	1	25	198	7.9	0
14	Lenny Walterscheid	1977-82	5	57	424	7.4	0
15	Wilford White	1951-52	2	37	248	6.7	0

CAREER LEADING PUNTERS

No.	Name	Seasons	Years	No.	Yards	Avg.
1	George Gulyanics	1947-52	6	113	5,032	44.5
2	Bobby Joe Green	1962-73	12	833	35,057	42.1
3	Fred (Curley) Morrison	1950-53	4	243	10,170	41.9
4	Maury Buford	1985-86	2	137	5,720	41.8
5	Ed Brown	1954-61	8	343	13,912	40.6
6	Dave Finzer	1984	1	83	3,328	40.1
7	Edmund (Zeke) Bratkowski	1954, 57-60, 72	6	76	3,023	39.8
8	Bob Parsons	1972-83	12	884	34,180	38.7

CAREER LEADING KICKOFF RETURNERS

20+ Kickoff Returns

No.	Player	Seasons	Years	No.	Yards	Avg.	TD
1	Gale Sayers	1965-71	7	91	2,781	30.6	6
2	Eddie Macon	1952-53	2	22	672	30.6	0
3	Harry Clark	1940-43	4	23	643	28.0	0
4	Frank Minini	1947-48	2	23	631	27.4	0
5	Ron Smith	1965, 70-72	4	85	2,263	26.6	1
6	Leon Campbell	1952-54	3	24	638	26.6	1
7	Ken Grandberry	1974	1	22	568	25.8	0
8	Willie Galimore	1957-63	7	43	1,100	25.6	1
9	Charlie Bivins	1960-65	7	62	1,531	24.7	0
10	Lenny Walterscheid	1977-82	6	34	833	24.5	0
11	Cecil Turner	1968-73	6	108	2,616	24.2	4
12	Willie Gault	1983-86	4	37	885	23.9	1
13	Roosevelt Taylor	1961-69	9	25	598	23.9	0
14	Ron Drzewiecki	1955, 57	2	38	906	23.8	0
15	Dennis Gentry	1982-86	5	65	1,542	23.7	2

CAREER LEADING RECEIVERS (YARDAGE)

No.	Players (Pos.)	Seasons	Years	Yards	No.	Avg.	TD
1	Johnny Morris (wr)	1958-67	10	5,059	356	14.2	31
2	Harlon Hill (wr)	1954-61	8	4,616	226	20.4	40
3	Mike Ditka (te)	1961-66	6	4,503	316	14.3	34
4	Walter Payton (rb)	1975-86	12	4,320	459	9.4	14
5	Ken Kavanaugh (e)	1940-41, 45-50	8	3,626	162	22.4	50
6	Dick Gordon (wr)	1965-71	7	3,550	238	14.9	35
7	James Scott (wr)	1976-80, 82	6	3,202	177	18.1	20
8	Jim Dooley (wr)	1952-54, 56-57, 59-62	9	3,172	211	15.0	16
9	Jim Keane (e)	1946-51	6	3,031	206	14.7	23
10	Willie Gault (wr)	1983-86	4	2,945	149	19.7	20
11	Bill McColl (e)	1952-59	8	2,815	201	14.0	25
12	Emery Moorehead (te)	1981-86	6	2,328	162	14.3	11
13	Ray (Scooter) McLean (rb)	1940-47	8	2,232	103	21.7	21
14	Brian Baschnagel (wr)	1976-84	9	2,024	134	15.1	9
15	George Farmer (wr)	1970-75	6	1,909	113	16.9	10
16	Gene Schroeder (e)	1951-52, 54-57	6	1,870	104	18.0	13
17	John Hoffman (e)	1949-56	8	1,870	136	13.8	9
18	Matt Suhey (rb)	1980-86	7	1,828	223	8.2	4
19	Rick Casares (fb)	1955-64	10	1,538	182	8.5	10
20	Rickey Watts (wr)	1979-82	4	1,411	82	17.4	8
21	Ron Bull (rb)	1962-70	9	1,404	163	8.6	4
22	Bob Wallace (wr)	1968-72	5	1,403	109	12.9	9
23	George Wilson (e)	1937-46	10	1,342	111	12.1	15
24	Ken Margerum (wr)	1981-83, 85-86	5	1,317	91	14.5	8
25	Gale Sayers (rb)	1965-71	7	1,307	112	11.7	9
26	Dennis McKinnon (wr)	1983-85	3	1,225	82	14.9	14

CAREER LEADING RECEIVERS (CATCHES)

No.	Player	Seasons	Years	No.	Yards	Avg.	TD
1	Walter Payton (rb)	1975-86	12	459	4,320	9.4	14
2	Johnny Morris (rb-wr)	1958-67	10	356	5,059	14.2	31
3	Mike Ditka (te)	1961-66	6	316	4,503	14.3	34
4	Dick Gordon (wr)	1965-71	7	238	3,550	14.9	35
5	Harlon Hill (e)	1954-61	8	226	4,616	20.4	40
6	Matt Suhey (fb)	1980-86	7	223	1,828	8.2	4
7	Jim Dooley (wr)	1952-54, 56-57, 59-62	9	211	3,172	15.0	16
8	Jim Keanes (e)	1946-51	6	206	3,031	14.7	23
9	Bill McColl (e)	1952-59	8	201	2,815	14.0	25
10	Rick Casares (fb)	1955-64	10	182	1,538	8.5	10
11	James Scott (wr)	1976-80, 82	6	177	3,202	18.1	20
12	Ronnie Bull (hb-fb)	1962-70	9	163	1,404	8.6	4
13	Ken Kavanaugh (e)	1940-41, 45-50	8	162	3,626	22.4	50
	Emery Moorehead (te)	1981-86	6	162	2,328	14.3	11
15	Willie Gault (wr)	1983-86	4	149	2,945	19.7	20
16	John Hoffman (e)	1949-56	8	136	1,870	13.8	9
17	Brian Baschnagel (wr)	1976-84	9	134	2,024	15.1	9
18	Roland Harper (rb)	1975-78, 80-82	7	128	1,013	7.9	3
19	George Farmer (wr)	1970-75	6	113	1,909	16.9	10
20	Gale Sayers (hb)	1965-71	7	112	1,307	11.7	9
21	George Wilson (e)	1937-46	10	111	1,342	12.1	15
22	Bob Wallace (wr)	1968-72	5	109	1,403	12.9	9
23	Gene Schroeder (e)	1951-52, 54-57	6	104	1,870	18.0	13
24	Ray (Scooter) McLean (rb)	1940-47	8	103	2,232	21.7	21

SEASON-BY-SEASON STAT LEADERS ANNUAL RUSHING LEADERS

Year	Player	Yards	Att.	TD	Year	Player	Yards	Att.	TD
1986	Payton, Walter	1,333	321	8	1958	Casares, Rick	651	176	2
1985	Payton, Walter	1,551	324	9	1957	Casares, Rick	700	204	6
1984	Payton, Walter	1,684	381	11	1956	Casares, Rick	1,126	234	12
1983	Payton, Walter	1,421	314	6	1955	Casares, Rick	672	125	4
1982	Payton, Walter	596	148	1	1954	Jagade, Chick	498	157	3
1981	Payton, Walter	1,222	339	6	1953	Morrison, Fred	307	95	2
1980	Payton, Walter	1,460	317	6	1952	Morrison, Fred	367	95	3
1979	Payton, Walter	1,610	369	14	1951	Dottley, John	670	127	3
1978	Payton, Walter	1,395	333	11	1950	Gulyanics, George	571	146	2
1977	Payton, Walter	1,852	339	14	1949	Gulyanics, George	452	102	5
1976	Payton, Walter	1,390	311	13	1948	Gulyanics, George	439	119	4
1975	Payton, Walter	679	196	7	1947	Osmanski, Joe	328	64	1
1974	Grandberry, Ken	475	144	2	1946	Gallerneau, Hugh	476	112	6
1973	Garrett, Carl	655	175	5	1945	Margarita, Bob	497	112	3
1972	Douglass, Bobby	968	141	8	1944	Margarita, Bob	463	88	4
1971	Shy, Don	420	116	2	1943	Clark, Harry	556	120	3
1970	Montgomery, Ross	229	62	0	1942	Famiglietti, Gary	503	118	8
1969	Sayers, Gale	1,032	236	8	1941	McAfee, George	474	65	6
1968	Sayers, Gale	856	138	2	1940	Nolting, Ray	373	78	1
1967	Sayers, Gale	880	186	7	1939	Osmanski, Bill	699	121	7
1966	Sayers, Gale	1,231	229	8	1938	Nolting, Ray	297	63	2
1965	Sayers, Gale	867	166	14		Francis, Sam	297	85	3
1964	Arnett, Jon	400	119	1	1937	Nolting, Ray	424	106	2
1963	Marconi, Joe	446	118	2	1936	Nagurski, Bronko	529	122	3
1962	Marconi, Joe	406	89	5	1935	Ronzani, Gene	356	79	2
1961	Galimore, Willie	707	153	4	1934	Feathers, Beattie	1,004	101	8
1960	Casares, Rick	566	160	5	1933	Nagurski, Bronko	533	128	1
1959	Casares, Rick	699	177	10					

ANNUAL PASSING LEADERS

Year	Player	Att.	Comp.	Yards	TD	Int.	Rating
1986	McMahon, Jim	150	77	995	5	8	61.4
1985	McMahon, Jim	313	178	2,392	18	11	82.8
1984	McMahon, Jim	143	85	1,146	8	2	97.8
1983	McMahon, Jim	295	175	2,184	12	13	77.7
1982	McMahon, Jim	210	120	1,501	9	7	80.1
1981	Evans, Vince	436	195	2,354	11	20	51.0
1980	Evans, Vince	278	148	2,039	11	16	66.1
1979	Phipps, Mike	255	134	1,535	9	8	69.7
1978	Avellini, Bob	264	141	1,718	5	16	54.6
1977	Avellini, Bob	293	194	2,004	11	18	61.7
1976	Avellini, Bob	271	118	1,580	8	15	49.7
1975	Avellini, Bob	126	67	942	6	11	57.4
	Huff, Gary	205	114	1,083	3	9	57.1
1974	Huff, Gary	283	142	1,663	6	17	50.4
1973	Douglass, Bobby	174	81	1,057	5	7	59.2
1972	Douglass, Bobby	198	75	1,246	9	12	49.5
1971	Douglass, Bobby	225	91	1,164	7	15	38.7
1970	Concannon, Jack	385	194	2,130	16	18	61.6
1969	Concannon, Jack	160	87	1,783	4	8	31.3
	Douglass, Bobby	148	68	773	5	8	50.9
1968	Concannon, Jack	143	71	715	5	9	49.8
1967	Concannon, Jack	186	92	1,260	6	14	51.0
1966	Bukich, Rudy	309	147	1,858	10	21	49.1
1965	Bukich, Rudy	312	176	2,641	20	9	93.6
1964	Bukich, Rudy	160	99	1,099	12	7	89.0
1963	Wade, Bill	356	192	2,301	15	12	73.8
1962	Wade, Bill	412	225	3,172	18	24	70.2
1961	Wade, Bill	250	139	2,258	22	13	93.7
1960	Brown, Ed	149	59	1,079	7	11	50.1
1959	Brown, Ed	247	125	1,881	13	10	77.0
1958	Brown, Ed	218	102	1,418	10	17	51.0
1957	Brown, Ed	185	84	1,321	6	16	44.5
1956	Brown, Ed	168	96	1,667	11	12	83.1
1955	Brown, Ed	164	85	1,307	9	10	71.4
1954	Bratkowski, Zeke	130	67	1,087	8	17	60.9
1953	Blanda, George	362	169	2,164	14	24	51.3
1952	Romanik, Steve	126	49	772	4	11	34.5
1951	Lujack, Johnny	176	85	1,295	3	8	59.9
1950	Lujack, Johnny	254	121	1,731	4	21	40.9
1949	Lujack, Johnny	312	162	2,658	23	22	75.9

ANNUAL SACK LEADERS

Year	Player	No.	Yards	Year	Player	No.	Yards
1986	Dent, Richard	11.5	87.0	1978	Page, Alan	11.5	94.0
1985	Dent, Richard	17.0	133.5	1977	Rydalch, Ron	9.5	81.0
1984	Dent, Richard	17.5	140.5	1976	Osborne, Jim	15.0	129.0
1983	Hartenstine, Mike	12.0	91.5	1975	Chambers, Wally	14.0	105.0
1982	Hampton, Dan	7.0	57.0	1974	Chambers, Wally	6.0	53.0
1981	Page, Alan	9.0	84.0	1973	Osborne, Jim	11.5	92.0
	Hampton, Dan	9.0	77.0	1972	Osborne, Jim	6.0	x
1980	Hampton, Dan	11.5	108.5	1971	Holman, Willie	13.5	x
1979	Osborne, Jim	10.5	79.0	1970	Holman, Willie	14.0	x

x - information not available.

ANNUAL RECEIVING LEADERS (CATCHES)

Year	Player	No.	Yards	TD	Year	Player	No.	Yards	TD
1986	Gault, Willie	42	818	5	1959	Dooley, Jim	41	580	3
1985	Payton, Walter	49	483	2	1958	McColl, Bill	35	517	8
1984	Payton, Walter	45	368	0	1957	Dooley, Jim	37	530	1
1983	Payton, Walter	53	607	2	1956	Hill, Harlon	47	1,128	11
1982	Suhey, Matt	36	333	0	1955	Hill, Harlon	42	789	9
1981	Payton, Walter	41	379	2	1954	Hill, Harlon	45	1,124	12
1980	Payton, Walter	46	367	1	1953	Dooley, Jim	53	841	4
1979	Williams, Dave	42	354	5	1952	Schroeder, Gene	39	660	6
1978	Payton, Walter	50	480	0	1951	Hoffman, John	28	394	2
1977	Scott, James	50	809	3	1950	Keane, Jim	36	433	0
1976	Harper, Roland	29	291	1	1949	Keane, Jim	47	696	6
1975	Rather, Bo	39	685	2	1948	Keane, Jim	30	414	3
1974	Wade, Charlie	39	683	1	1947	Keane, Jim	64	910	10
1973	Garrett, Carl	23	292	0	1946	Kavanaugh, Ken	18	337	5
1972	Thomas, Earl	20	365	3	1945	Wilson, George	28	259	3
1971	Farmer, George	46	737	5	1944	Wilson, George	24	265	4
1970	Gordon, Dick	71	1,026	13	1943	Clark, Harry	23	535	7
1969	Wallace, Bob	47	553	5	1942	McLean, Ray	19	571	8
1968	Gordon, Dick	29	477	4	1941	Plasman, Dick	14	283	0
1967	Gordon, Dick	31	524	5	1940	Kavanaugh, Ken	12	276	3
1966	Sayers, Gale	34	447	2	1939	Plasman, Dick	19	403	3
1965	Morris, Johnny	53	846	4	1938	Karr, William	14	253	4
1964	Morris, Johnny	93	1,200	10	1937	McDonald, Lester	11	179	4
1963	Ditka, Mike	59	794	8	1936	Hewitt, Bill	15	358	6
1962	Ditka, Mike	58	904	5	1935	Johnsos, Luke	19	298	4
	Morris, Johnny	58	889	5	1934	Hewitt, Bill	10	151	5
1961	Ditka, Mike	56	1,076	12	1933	Hewitt, Bill	16	273	2
1960	Dewveall, Willard	43	804	5	1932	Johnsos, Luke	24	321	2

ANNUAL RECEIVING LEADERS (YARDAGE)

Year	Player	No.	Yards	TD	Year	Player	No.	Yards	TD
1986	Gault, Willie	818	42	5	1959	Dooley, Jim	580	41	3
1985	Gault, Willie	704	33	1	1958	McColl, Bill	517	35	8
1984	Gault, Willie	587	34	6	1957	Dooley, Jim	530	37	1
1983	Gault, Willie	836	40	8	1956	Hill, Harlon	1,128	47	1
1982	Moorehead, Emery	363	30	5	1955	Hill, Harlon	789	42	9
1981	Margerum, Ken	584	39	1	1954	Hill, Harlon	1,124	45	12
1980	Scott, James	696	36	3	1953	Dooley, Jim	841	53	4
1979	Baschnagel, Brian	452	30	2	1952	Schroeder, Gene	660	39	6
1978	Scott, James	759	42	5	1951	Schroeder, Gene	461	24	3
1977	Scott, James	809	50	3	1950	Keane, Jim	433	36	0
1976	Scott, James	512	26	6	1949	Keane, Jim	696	47	6
1975	Rather, Bo	685	39	2	1948	McAfee, George	227	17	2
1974	Wade, Charles	683	39	1	1947	McAfee, George	490	32	1
1973	Thomas, Earl	343	24	4	1946	McLean, Ray	348	17	2
1972	Farmer, George	380	14	2	1945	Kavanaugh, Ken	539	35	6
1971	Farmer, George	737	46	5	1944	McLean, Ray	414	19	5
1970	Gordon, Dick	1,026	71	13	1943	Clark, Harry	535	23	7
1969	Wallace, Bob	553	47	5	1942	McLean, Ray	571	19	8
1968	Gordon, Dick	477	29	4	1941	Kavanaugh, Ken	314	11	6
1967	Gordon, Dick	534	31	5	1940	Kavanaugh, Ken	276	12	3
1966	Jones, Jimmie	504	28	5	1939	Plasman, Dick	403	19	3
1965	Morris, Johnny	846	53	4	1938	Karr, Bill	253	14	4
1964	Morris, Johnny	1,200	93	10	1937	Manske, Eggs	225	9	3
1963	Ditka, Mike	794	59	8	1936	Hewitt, Bill	358	15	6
1962	Ditka, Mike	904	58	5	1935	Johnsos, Luke	298	19	4
1961	Ditka, Mike	1,076	56	12	1934	Hewitt, Bill	151	10	5
1960	Dewveall, Willard	804	43	5	1933	Hewitt, Bill	274	16	2

ANNUAL KICKOFF RETURN LEADERS

Year	Player	No.	Yards	Avg.	Year	Player	No.	Yards	Avg.
1986	Gentry, Dennis	20	576	28.8	1963	Bull, Ronnie	7	105	15.0
1985	Gault, Willie	22	577	26.2	1962	Martin, Billy	25	515	20.6
1984	Cameron, Jack	26	485	18.7	1961	Bivins, Charles	25	669	26.7
1983	Gault, Willie	13	276	21.2	1960	Galimore, Willie	12	292	24.3
1982	Watts, Rickey	14	330	23.6	1959	Morris, Johnny	17	438	25.8
1981	Williams, Dave	23	486	21.1	1958	Morris, Johnny	16	399	24.9
1980	Williams, Dave	27	666	24.7	1957	Drzewiecki, Ron	13	315	24.2
1979	Walterscheid, Len	19	427	22.5	1956	Bingham, Don	17	444	26.1
1978	Baschnagel, Brian	20	455	22.8	1955	Drzewiecki, Ron	25	591	23.6
1977	Baschnagel, Brian	23	557	24.2	1954	Jagade, Chick	11	195	17.7
1976	Baschnagel, Brian	29	754	26.0	1953	Macon, Ed	13	373	28.7
1975	Payton, Walter	14	144	31.7	1952	Macon, Ed	9	299	33.2
1974	Grandberry, Ken	22	568	25.8	1951	Morrison, Fred	13	353	27.2
1973	Hill, Ike	27	638	23.6	1950	Hunsinger, Chuck	23	343	14.9
1972	Smith, Ron	30	924	30.8	1949	Dreyer, Fred	13	338	26.0
1971	Smith, Ron	26	671	25.8	1948	Minini, Frank	12	370	30.8
1970	Turner, Cecil	23	752	32.7	1947	Minini, Frank	11	261	23.7
1969	Sayers, Gale	14	339	24.2	1946	Osmanski, Bill	8	203	25.4
1968	Turner, Cecil	20	363	18.2	1945	Margarita, Bob	10	155	15.5
1967	Sayers, Gale	16	603	37.7	1944	Margarita, Bob	12	279	23.3
1966	Sayers, Gale	23	718	31.2	1943	Clark, Harry	13	326	25.1
1965	Sayers, Gale	21	660	31.4	1942	Gallarneau, Hugh	6	151	25.2
1964	Martin, Billy	24	534	22.3					

ANNUAL SCORING LEADERS

Year	Player	TD	PAT	FG	Pts.
1986	Butler, Kevin	0	36	28	120
1985	Butler, Kevin	0	51	31	144
1984	Thomas, Bob	0	35	22	101
1983	Thomas, Bob	0	35	14	77
1982	Moorehead, Emery	5	0	0	30
1981	Roveto, John	0	19	10	49
1980	Thomas, Bob	0	35	13	74
1979	Payton, Walter	16	0	0	96
1978	Thomas, Bob	0	26	17	77
1977	Payton, Walter	16	0	0	96
1976	Payton, Walter	13	0	0	78
1975	Thomas, Bob	0	18	13	57
1974	Roder, Mirro	0	18	13	57
1973	Roder, Mirro	0	11	8	35
1972	Percival, Mac	0	26	12	62
1971	Percival, Mac	0	18	15	63
1970	Percival, Mac	0	28	20	88
1969	Percival, Mac	0	26	8	50
1968	Percival, Mac	0	25	25	100
1967	Sayers, Gale	12	0	0	72
1966	LeClerc, Roger	0	24	18	78
1965	Sayers, Gale	22	0	0	132
1964	Morris, Johnny	10	0	0	60
1963	Ditka, Mike	8	0	0	48
1962	LeClerc, Roger	0	36	13	75
1961	Ditka, Mike	12	0	0	72
1960	Aveni, John	0	23	7	44
1959	Casares, Rick	12	0	0	72
1958	Galimore, Willie	12	0	0	72
1957	Blanda, George	1	23	14	71
1956	Casares, Rick	14	0	0	84
1955	Blanda, George	2	37	11	82
1954	Hill, Harlon	12	0	0	72

ANNUAL PUNTING LEADERS

Year	Player	No.	Avg.
1986	Buford, Maury	69	41.3
1985	Buford, Maury	68	42.2
1984	Finzer, Dave	83	40.1
1983	Parsons, Bob	79	36.9
1982	Parsons, Bob	58	41.3
1981	Parsons, Bob	114	39.7
1980	Parsons, Bob	79	40.6
1979	Parsons, Bob	92	37.9
1978	Parsons, Bob	96	37.0
1977	Parsons, Bob	80	40.4
1976	Parsons, Bob	99	37.6
1975	Parsons, Bob	93	39.0
1974	Parsons, Bob	90	37.8
1973	Green, Bobby Joe	82	40.5
1972	Green, Bobby Joe	67	41.2
1971	Green, Bobby Joe	77	40.1
1970	Green, Bobby Joe	83	40.9
1969	Green, Bobby Joe	76	39.0
1968	Green, Bobby Joe	27	42.3
1967	Green, Bobby Joe	79	42.9
1966	Green, Bobby Joe	80	41.9
1965	Green, Bobby Joe	58	42.7
1964	Green, Bobby Joe	71	44.5
1963	Green, Bobby Joe	64	46.5
1962	Green, Bobby Joe	69	43.7
1961	Brown, Ed	59	42.2
1960	Brown, Ed	56	39.8
1959	Brown, Ed	64	41.2
1958	Brown, Ed	27	42.2
1957	Brown, Ed	34	40.1
1956	Brown, Ed	42	39.1
1955	Brown, Ed	44	40.1
1954	Bratkowski, Zeke	39	41.0

ANNUAL PUNT RETURN LEADERS

Year	Player	No.	Yards	Avg.	Year	Player	No.	Yards	Avg.
1986	Barnes, Lew	57	482	8.5	1962	Morris, Johnny	20	208	10.4
1985	Taylor, Ken	25	198	7.9	1961	Morris, Johnny	23	155	6.7
1984	Fisher, Jeff	58	492	8.5	1960	Morris, Johnny	13	75	5.8
1983	McKinnon, Dennis	34	316	9.3	1959	Morris, Johnny	14	171	12.2
1982	Fisher, Jeff	9	65	7.2	1958	Morris, Johnny	14	96	6.9
1981	Fisher, Jeff	43	509	11.8	1957	Drzewiecki, Ron	22	64	2.9
1980	Walterscheid, Lenny	33	239	7.2	1956	Jeter, Peter	6	66	11.0
1979	Schubert, Steve	25	238	9.5		Smith, Ray	6	66	11.0
1978	Schubert, Steve	27	229	8.5	1955	Drzewiecki, Ron	20	100	5.0
1977	Schubert, Steve	31	291	9.4	1954	Stone, Billy	14	40	2.9
1976	Livers, Virgil	28	205	7.3	1953	Macon, Ed	17	68	4.0
1975	Livers, Virgil	42	456	10.9	1952	White, Wilford	23	117	5.1
1974	Hill, Ike	33	183	5.5	1951	White, Wilford	14	131	9.4
1973	Hill, Ike	36	204	5.7	1950	McAfee, George	33	284	8.6
1972	Smith, Ron	26	163	6.3	1949	McAfee, George	24	279	11.6
1971	Smith, Ron	26	194	7.5	1948	McAfee, George	30	417	13.9
1970	Cole, Linzy	14	83	5.9	1947	McAfee, George	18	261	14.5
1969	Lyle, Garry	12	78	6.5	1946	Gallarneau, Hugh	10	99	9.9
1968	Turner, Cecil	9	19	2.1	1945	Margarita, Bob	7	66	9.4
1967	Gordon, Dick	12	82	6.8	1944	Grygo, Al	11	100	9.1
1966	Arnett, Jon	15	58	3.9	1943	Clark, Harry	10	158	15.8
1965	Sayers, Gale	16	238	14.9	1942	Gallarneau, Hugh	9	101	11.2
1964	Arnett, Jon	19	188	9.9	1941	Swisher, Bob	7	101	14.4
1963	Morris, Johnny	16	164	10.3		McAfee, George	5	158	31.6

ANNUAL INTERCEPTION LEADERS

Year	Player	No.	Yards	Year	Player	No.	Yards
1986	Richardson, Mike	7	69	1965	Butkus, Dick	5	84
1985	Frazier, Leslie	6	119	1964	Caroline, J.C.	2	84
1984	Fencik, Gary	5	102		Whitsell, Dave	2	57
1983	Frazier, Leslie	7	135		Taylor, Roosevelt	2	45
1982	Schmidt, Terry	4	39		McRae, Bennie	2	44
1981	Fencik, Gary	6	121		George, Bill	2	28
1980	Walterscheid, Lenny	4	239	1963	Taylor, Roosevelt	9	172
1979	Schmidt, Terry	6	44	1962	Petitbon, Richie	6	212
	Fencik, Gary	6	31	1961	Whitsell, Dave	6	123
1978	Fencik, Gary	4	77	1960	Caroline, J.C.	3	31
1977	Ellis, Allan	6	23	1959	Barnes, Erich	5	67
1976	Brupbacher, Ross	7	49	1958	Sumner, Charles	6	67
1975	Clemons, Craig	2	109	1957	Johnson, Jack	4	36
	Plank, Doug	2	50	1956	Caroline, J.C.	6	182
	Livers, Virgil	2	40	1955	Sumner, Charles	7	162
	Ellis, Allan	2	4	1954	Whitman, S.J.	5	117
1974	Clemons, Craig	4	84	1953	Kindt, Don	6	172
1973	Lyle, Garry	5	62	1952	Dooley, Jim	5	30
1972	Ford, Charlie	7	104	1951	Schroeder, Gene	5	62
1971	Ford, Charlie	5	46	1950	Davis, Harper	5	59
1970	Buffone, Doug	4	33	1949	McAfee, George	6	76
1969	Taylor, Joe	3	37	1948	Lujack, Johnny	8	131
	Daniels, Dick	3	37	1947	Mullins, Noah	6	113
	Youngblood, George	3	22	1946	Farris, Tom	4	43
1968	McRae, Bennie	4	41	1945	Margarita, Bob	6	79
1967	McRae, Bennie	5	94	1944	Grygo, Al	4	79
	Petitbon, Richie	5	93	1943	Clark, Harry	5	32
	Taylor, Roosevelt	5	19	1942	Turner, Clyde	8	96
1966	Petitbon, Richie	4	34	1941	McAfee, George	6	78

100-YARD RUSHING GAMES

11/20/77	Walter Payton	40-275	11/2/78	Walter Payton	23-127
10/30/77	Walter Payton	23-205	10/10/77	Walter Payton	24-126
11/3/68	Gale Sayers	24-205	11/30/69	Gale Sayers	20-126
12/18/66	Gale Sayers	17-197	9/2/79	Walter Payton	36-125
11/3/85	Walter Payton	28-192	11/26/33	Bronko Nagurski	18-124
11/13/77	Walter Payton	33-192	10/21/56	Rick Casares	22-124
12/16/56	Rick Casares	17-190	11/6/66	Gale Sayers	21-124
9/14/80	Walter Payton	18-183	11/27/80	Walter Payton	18-123
12/5/76	Walter Payton	27-183	10/1/78	Walter Payton	27-123
9/9/79	Walter Payton	23-182	10/16/77	Walter Payton	24-122
9/16/62	Willie Gallimore	22-181	12/2/85	Walter Payton	23-121
9/9/84	Walter Payton	20-179	9/17/50	George Gulyanics	26-121
11/26/81	Walter Payton	38-179	10/5/52	Kayo Dottley	24-121
9/14/86	Walter Payton	34-177	12/16/62	Joe Marconi	13-121
12/9/84	Walter Payton	35-175	9/8/85	Walter Payton	17-120
11/27/66	Gale Sayers	19-172	12/17/67	Gale Sayers	19-120
12/11/77	Walter Payton	32-163	10/15/39	Bill Osmanski	15-119
10/29/78	Walter Payton	23-162	11/12/50	Chuck Hunsinger	14-119
9/18/83	Walter Payton	28-161	10/27/85	Walter Payton	19-118
9/18/77	Walter Payton	23-160	12/5/65	Gale Sayers	16-118
10/16/78	Walter Payton	22-157	11/18/51	Kayo Dottley	17-117
12/16/79	Walter Payton	33-157	12/9/56	Rick Casares	25-117
10/28/34	Beattie Feathers	15-155	11/26/67	Gale Sayers	18-117
10/7/79	Walter Payton	39-155	10/15/72	Bobby Douglass	11-117
9/30/84	Walter Payton	25-155	11/25/84	Walter Payton	23-117
10/20/57	Willie Gallimore	24-153	9/23/84	Walter Payton	24-116
9/19/76	Walter Payton	28-148	11/4/45	Hank Margarita	16-116
12/18/83	Walter Payton	30-148	11/24/57	Rick Casares	28-116
10/17/76	Walter Payton	27-145	11/2/69	Gale Sayers	20-116
10/29/44	Al Grygo	13-144	11/6/55	Bobby Watkins	14-115
11/26/78	Roland Harper	25-144	11/6/55	Rick Casares	16-115
10/27/68	Gale Sayers	18-143	12/9/79	Walter Payton	25-115
10/15/67	Gale Sayers	22-142	10/21/34	Beattie Feathers	7-114
10/2/39	Joe Maniaci	12-141	10/16/60	Johnny Morris	7-114
10/10/76	Walter Payton	19-141	11/2/58	Rick Casares	23-113
9/30/34	Beattie Feathers	2-140	11/9/58	Rick Casares	15-113
10/2/77	Walter Payton	19-140	11/28/65	Gale Sayers	13-113
10/7/56	Rick Casares	24-139	12/12/65	Gale Sayers	9-113
11/9/86	Walter Payton	20-139	9/17/72	Jim Harrison	20-113
11/24/77	Walter Payton	20-137	11/4/79	Walter Payton	22-113
10/9/55	John Hoffman	18-135	9/7/86	Walter Payton	22-113
12/21/75	Walter Payton	25-134	10/21/85	Walter Payton	25-112
9/16/79	Walter Payton	22-134	10/21/51	Kayo Dottley	16-112
10/6/80	Walter Payton	28-133	Rick Casares	21-112	
10/13/85	Walter Payton	24-132	10/14/56	Brian Piccolo	21-112
11/17/85	Walter Payton	22-132	11/9/69	Gale Sayers	28-112
10/7/34	Beattie Feathers	14-132	11/20/83	Matt Suhey	19-112
11/4/56	Rick Casares	25-132	12/6/81	Walter Payton	33-112
11/13/83	Walter Payton	25-131	12/8/85	Walter Payton	26-111
12/10/67	Gale Sayers	20-131	11/12/39	Bill Osmanski	18-111
12/7/80	Walter Payton	22-130	11/22/59	Rick Casares	21-111
12/20/80	Walter Payton	29-130	10/21/79	Walter Payton	23-111
12/3/44	Hank Margarita	9-129	11/4/84	Walter Payton	27-111
12/17/72	Bobby Douglass	14-127	9/16/84	Walter Payton	27-110

100-Yard Games (con't.)

10/19/75	Mike Adamle	17-110	10/3/76	Walter Payton	18-104
11/28/76	Walter Payton	27-110	12/26/82	Walter Payton	20-104
10/26/69	Gale Sayers	15-109	11/18/56	Rick Casares	27-104
11/14/76	Walter Payton	18-109	9/4/83	Walter Payton	20-103
11/5/78	Walter Payton	18-109	10/23/72	Jim Harrison	31-103
1/2/83	Walter Payton	26-109	11/10/85	Matt Suhey	16-102
10/28/56	Perry Jeter	16-108	11/24/85	Walter Payton	20-102
11/11/56	John Hoffman	18-108	10/22/39	Joe Maniaci	15-102
9/29/68	Gale Sayers	16-108	10/9/83	Walter Payton	20-102
11/10/85	Walter Payton	26-107	12/7/58	Rick Casares	22-102
11/9/80	Walter Payton	17-107	10/12/80	Walter Payton	23-102
10/25/81	Walter Payton	36-107	12/4/77	Walter Payton	33-101
10/9/66	Gale Sayers	18-106	10/10/34	Beattie Feathers	8-101
11/20/83	Walter Payton	22-106	11/29/42	Gary Famiglietti	12-101
11/25/45	George McAfee	5-105	10/21/74	Carl Garrett	23-101
10/28/51	Kayo Dottley	17-105	9/3/78	Walter Payton	26-101
9/15/68	Gale Sayers	15-105	10/19/80	Walter Payton	27-101
10/6/68	Gale Sayers	15-105	12/11/83	Matt Suhey	17-101
11/15/81	Walter Payton	22-105	10/14/84	Walter Payton	23-100
11/16/75	Walter Payton	23-105	11/20/49	John Hoffman	15-100
11/26/78	Walter Payton	27-105	11/4/73	Bobby Douglass	19-100

300-YARD PASSING GAMES

12/11/49	Johnny Lujack	39-24-468	10/29/50	Johnny Lujack	39-20-331
11/18/62	Bill Wade	46-28-466	10/8/61	Bill Wade	25-13-330
11/14/43	Sid Luckman	32-21-433	11/25/62	Bill Wade	32-23-328
10/17/54	George Blanda	47-21-359	10/11/59	Ed Brown	29-14-323
10/14/62	Bill Wade	34-18-356	11/19/61	Bill Wade	34-18-323
12/17/61	Bill Wade	34-23-355	10/25/64	Bill Wade	57-33-321
12/12/65	Rudy Bukich	32-16-347	10/23/49	Johnny Lujack	52-29-319
10/19/47	Sid Luckman	26-18-342	10/21/62	Bill Wade	26-13-318
9/20/64	Bill Wade	31-23-341	12/7/80	Vince Evans	22-18-316
10/24/54	George Blanda	46-28-338	10/12/47	Sid Luckman	25-14-314
12/13/70	Jack Concannon	34-21-338	10/4/81	Vince Evans	43-26-307
11/19/67	Jack Concannon	24-11-336	12/13/53	George Blanda	37-20-306
10/25/53	George Blanda	47-23-334	12/6/69	Virgil Carter	49-31-301
10/9/60	Ed Brown	21-13-333			

150-YARD PASS RECEIVING GAMES

10/31/54	Harlon Hill	7-214	12/15/63	Johnny Morris	8-171
11/18/62	Johnny Morris	10-201	10/25/64	Mike Ditka	13-168
10/21/56	Harlon Hill	9-198	10/25/53	Jim Dooley	6-164
11/25/56	Harlon Hill	7-195	11/20/60	Willard Dewveall	6-163
10/23/49	Jim Keane	14-193	12/14/47	Jim Keane	7-161
11/12/61	Mike Ditka	9-190	11/15/70	Dick Gordon	5-158
11/8/64	Johnny Morris	10-183	12/7/47	George McAfee	9-157
11/19/67	Dick Gordon	4-178	10/5/86	Keith Ortego	6-157
10/29/50	Ken Kavanaugh	8-177	12/9/62	Mike Ditka	6-155
10/19/81	Marcus Anderson	6-176	10/30/55	Harlon Hill	8-151
12/11/49	John Hoffman	8-174	12/16/51	Gene Schroeder	4-150
9/28/86	Willie Gault	7-174			

BEAR HONOR ROLL

Below and on the following pages is a listing of players who have been on the Chicago Bears' active roster for one or more National Football League games from 1920 thru the 1986 seasons. The asterisks indicate deceased players; () indicates the number of seasons with the Bears; date indicates first Bear season.

—A—

Abbey, Joe (North Texas State)	E	(2)	1948
Adamle, Mike (Northwestern)	RB	(2)	1975
Adams, John (LA State)	B	(4)	1959
Adkins, Roy* (Millikin & Bethany)	G	(2)	1920
Akin, Len (Baylor)	G	(1)	1942
Albrecht, Ted (California)	T	(5)	1977
Allen, Duane (Santa Ana)	E	(2)	1966
Allen, Eddie (Pennsylvania)	FB	(1)	1947
Allman, Robert (Michigan St.)	E	(1)	1936
Amsler, Marty (Evansville)	DE	(2)	1967
Anderson, Art (Idaho)	T	(2)	1961
Anderson, Brad (Arizona)	WR	(2)	1984
Anderson, Ed* (Notre Dame)	E	(1)	1923
Anderson, Henry (Northwestern)	G	(1)	1931
Anderson, Hunk* (Notre Dame)	G	(6)	1922
Anderson, Marcus (Tulane)	WR	(1)	1981
Anderson, Neal (Florida)	RB	(1)	1986
Anderson, Ralph* (Los Angeles St.)	E	(1)	1958
Anderson, William (Compton Jr)	HB	(2)	1953
Andrews, Tom (Louisville)	C	(2)	1984
Antoine, Lionel (Southern Illinois)	T	(6)	1972
Apolskis, Charles* (DePaul)	E	(2)	1938
Ardizzone, Tony (Northwestern)	C	(1)	1979
Arnett, Jon (Southern California)	HB	(3)	1964
Artoe, Lee (California)	T	(4)	1940
Ashburn, Clifford (Nebraska)	T	(1)	1930
Asher, Bob (Vanderbilt)	T	(4)	1972
Ashmore, M. Roger* (Gonzaga)	T	(1)	1927
Aspatore, Edward (Marquette)	T	(1)	1934
Atkins, Doug (Tennessee)	E	(12)	1955
Atkins, Kelvin (Illinois)	LB	(1)	1983
Autrey, Billy (SF Austin)	C	(1)	1953
Avellini, Bob (Maryland)	QB	(10)	1975
Aveni, John (Indiana)	E	(2)	1959

—B—

Babartsky, Al (Fordham)	T	(3)	1943
Babinecz, John (Villanova)	LB	(1)	1975
Badaczewski, J. (Western Reserve)	G	(1)	1953
Baisi, Al (West Virginia)	G	(3)	1940
Barker, Richard* (Iowa State)	G	(1)	1921
Barnes, Erich (Purdue)	HB	(3)	1958
Barnes, Gary (Clemson)	E	(1)	1964

Barnes, Joe (Texas Tech)	QB	(1)	1974
Barnes, Lew (Oregon)	WR	(1)	1986
Barnett, Steve (Oregon)	T	(1)	1963
Barwegan, Richard* (Purdue)	G	(3)	1950
Baschnagel, Brian (Ohio St.)	WR-KR	(9)	1976
Bassi, Dick* (Santa Clara)	G	(2)	1938
Battles, Bill (Brown)	E	(1)	1939
Bauman, Alf (Northwestern)	T	(3)	1948
Bausch, Frank* (Kansas)	C	(4)	1937
Baynham, Craig (Georgia Tech)	RB	(1)	1970
Becker, Dave (Iowa)	S	(1)	1980
Becker, Doug (Notre Dame)	LB	(1)	1978
Becker, Kurt (Michigan)	G	(5)	1982
Becker, Wayland (Marquette)	E	(1)	1934
Bell, Kay (Washington State)	T	(1)	1937
Bell, Todd (Ohio St.)	S	(5)	1981
Benton, Jim (Arkansas)	E	(1)	1943
Bergerson, Gilbert (Oregon State)	G	(2)	1932
Berry, Connie, M. (N. Carolina St.)	E	(5)	1942
Berry, Royce (Houston)	DE	(1)	1976
Best, Art (Kent State)	RB	(2)	1977
Bettis, Tom (Purdue)	LB	(1)	1963
Bettridge, John (Ohio State)	HB	(1)	1937
Bingham, Don (Sul Ross)	HB	(1)	1956
Bishop, Bill (North Texas)	T	(9)	1952
Bishop, Don (Los Angeles City)	E	(1)	1959
Bivins, Charles (Morris Brown)	HB	(7)	1960
Bjork, Del (Oregon)	T	(2)	1937
Blackburn, J.A.	T	(1)	1923
Blacklock, Hugh* (Michigan State)	T	(6)	1920
Blackman, Lennon (Tulsa)	HB	(1)	1930
Blair, Paul (Oklahoma State)	T	(1)	1986
Blanda, George (Kentucky)	QB	(10)	1949
Boden, Lynn (South Dakota St.)	G	(1)	1979
Bolan, George* (Purdue)	FB	(4)	1921
Bonderant, J.B.* (DePaul)	C	(1)	1922
Boone, J.R. (Tulsa U)	HB	(4)	1948
Bortz, Mark (Iowa)	G	(4)	1983
Brackett, M.L. (Auburn)	T	(2)	1956
Bradley, Chuck (Oregon)	TE	(1)	1977
Bradley, Ed (Wake Forest)	G	(2)	1950
Braidwood, Charles* (Chattanooga)	E	(1)	1932
Bramhall, Art (DePaul)	HB	(1)	1931
Bratkowski, Zeke (Georgia)	QB	(6)	1954
Bray, Ray (Western Michigan)	G	(10)	1939
Brink, Larry (Northern Illinois)	E	(1)	1954
Britton, Earl* (Illinois)	FB	(1)	1925
Brockman, Edward (Oklahoma)	B	(1)	1930
Brown, Charley (Syracuse)	DB	(2)	1966
Brown, Ed (San Francisco)	QB	(8)	1954
Brown, William (Illinois)	FB	(1)	1961
Bruer, Bob (Mankato State)	TE	(1)	1976

Brumbaugh, Carl* (Florida)QB (8) 1930
 Brupbacher, Ross (Tex. A&M)LB (4) 1970
 Bryan, Johnny* (Chicago)HB (4) 1922
 Bryant, Waymond (Tennessee St.) ..LB (4) 1974
 Buck, Arthur (John Carroll)HB (1) 1941
 Buckler, William "Bill"* (Alabama) ..G (6) 1926
 Buffone, Doug (Louisville)LB (14) 1966
 Buford, Maury (Texas Tech)P (2) 1985
 Buivid, Ray* (Marquette)QB-HB (2) 1937
 Bukich, Rudy (Southern Cal)QB (9) 1958
 Bull, Ronnie (Baylor)B (9) 1962
 Burdick, Lloyd* (Illinois)T (2) 1931
 Burgeis, Glenn (Tulsa)T (1) 1945
 Burks, Randy (SE Oklahoma St.) ..WR (1) 1976
 Burman, George (Northwestern)T (1) 1964
 Buss, Arthur (Michigan State)T (2) 1934
 Bussey, Young* (Louisiana State) ..QB (2) 1940
 Butkus, Dick (Illinois)LB (9) 1965
 Butler, Gary (Rice)TE (1) 1975
Butler, Kevin (Georgia)K (2) 1985
 Buzin, Rich (Penn State)T (1) 1972

—C—

Cabral, Brian (Colorado)LB (5) 1981
 Cadile, James (San Jose State)G (11) 1962
 Caffey, Lee Roy (Texas A&M)LB (1) 1970
 Calland, Lee (Louisville)CB (1) 1969
 Cameron, Jack (Winston-Salem) ..WR (1) 1984
 Campana, Al (Youngstown)HB (4) 1950
 Campbell, Gary (Colorado)LB (7) 1977
 Campbell, Leon (Arkansas)FB (3) 1952
 Canady, James (Texas)HB (2) 1948
 Carey, Bob (Michigan State)E (1) 1958
 Carl, Harland (Wisconsin)HB (1) 1956
 Carlson, Jules "Zuck"* (Oregon St.) ..G (8) 1929
 Caroline, J.C. (Illinois)HB (10) 1956
 Carter, Virgil (Brigham Young) ..QB (4) 1968
 Casares, Rick (Florida)FB (10) 1955
 Casey, Tim (Oregon)LB (1) 1969
 Castete, Jesse (McNeese State)HB (1) 1956
 Chamberlin, Guy* (Nebraska)E (2) 1920
 Chambers, Wally (E. Kentucky)DT (5) 1973
 Chesley, Al (Pittsburgh)LB (1) 1982
 Chesley, Chester "Chet" (DePaul) ..C (2) 1939
 Childs, Clarence (Fla. A&M)DB (1) 1968
 Cifers, Ed (Tennessee)E (2) 1947
 Clark, Gail (Michigan State)LB (1) 1973
 Clark, Harry (West Virginia)HB (4) 1940
 Clark, Herman (Oregon State)G (5) 1952
 Clark, Phil (Northwestern)DB (1) 1970
 Clarkson, Stuart* (Texas A&I)G (7) 1942
 Clemons, Craig (Iowa)S (6) 1972
 Coady, Rich (Memphis State)C/E (5) 1970
 Cobb, Mike (Michigan State)TE (4) 1978

Cody, Ed (Purdue)FB (2) 1949
 Coia, Angelo (Southern California) ..HB (4) 1960
 Cole, Emerson (Toledo)FB (1) 1952
 Cole, Linzy (T.C.U.)WR (1) 1970
 Concannon, Jack (Boston College) ..QB (5) 1967
 Conkright, Bill* (Oklahoma)C (2) 1937
 Connor, George (Notre Dame)T (8) 1948
 Conzelman, Jim* (Washington)HB (1) 1920
 Cooke, Ed (Maryland)E (1) 1958
 Copeland, Ron* (UCLA)WR (1) 1969
 Corbett, George (Millikin)HB (7) 1932
 Cornish, Frank (Grambling)DT (4) 1966
 Corzine, Lester (Davis Elkins)HB (1) 1938
 Cotton, Craig (Youngstown)TE (1) 1973
Covert, Jim (Pittsburgh)T (4) 1983
 Cowan, Les (McMurry)T (1) 1951
 Crawford, Fred (Duke)T (2) 1934
 Crawford, James "Mush" (Illinois) ..G (1) 1925
 Croft, Abe (Southern Methodist)E (2) 1944
 Crotcheck, Don (Indiana)G (1) 1967
 Cross, Bob (S.F. Austin State)T (2) 1952
 Culver, Alvin (Notre Dame)T (1) 1932
 Cunningham, Harold (Ohio State) ..E (1) 1929
 Curchin, Jeff (Florida State)T (2) 1970

—D—

Daffer, Ted (Tennessee)E (1) 1954
 Damore, John (Northwestern)C (2) 1957
 Daniell, Jim (Ohio State)T (1) 1945
 Daniels, Dick (Pacific-Oregon)S (2) 1969
 Davis, Art (Alabama State)T (2) 1953
 Davis, Fred (Alabama)T (6) 1946
 Davis, Harper (Mississippi State) ..HB (1) 1950
 Davis, John (Missouri)DB (1) 1970
 Davis, Roger (Syracuse)G (4) 1960
 Dean, Fred (Texas Southern)G (1) 1977
 DeCorrevont, Bill (Northwestern) ..HB (2) 1948
 DeLong, Steve (Tennessee)DE (1) 1972
 Deloplain, Jack (Salem)RB (1) 1979
 Dempsey, Frank (Florida)G (4) 1950
 Denney, Austin (Tennessee)E (3) 1967
Dent, Richard (Tennessee St.)DE (4) 1983
 Devlin, Chris (Penn State)LB (1) 1978
 Dewveall, Willard (So. Methodist) ..E (2) 1959
 Digris, Bernie (Holy Cross)T (1) 1943
 Dimancheff, Boris Babe (Purdue)HB (1) 1952
 Ditka, Mike (Pittsburgh)TE (6) 1961
 Dodd, Al (N.W. Louisiana)DB (1) 1967
 Doehring, John "Bull"FB (6) 1932
 Doerger, Jerry (Wisconsin)T (1) 1982
 Donchez, Tom (Penn State)RB (1) 1975
 Dooley, Jim (Miami U.)E (9) 1952
 Dottley, John (Mississippi)FB (3) 1951
 Douglas, Merrill (Utah)FB (3) 1958

Douglass, Bobby (Kansas)	QB	(7)	1969	Flanagan, Latham (Carnegie Tech)	E	(1)	1931
Douglass, Maurice (Kentucky)	DB	(1)	1986	Fleckenstein, Bill (Iowa)	G	(6)	1925
Douthitt, Earl (Iowa)	S	(1)	1975	Floyd, Bobby Jack (TCU)	FB	(1)	1953
Dreher, Ferd (Denver)	E	(1)	1938	Flutie, Doug (Boston College)	QB	(1)	1986
Dressen, Charley*	QB	(1)	1920	Ford, Charlie (Houston)	CB	(3)	1971
Drews, Ted (Princeton)	E	(1)	1928	Fordham, Jim* (Georgia)	FB	(2)	1944
Dreyer, Wally (Wisconsin)	HB	(1)	1949	Forrest, Tom (Cincinnati)	G	(1)	1974
Dreiscoll, Paddy* (Northwestern)	HB	(5)	1926	Forte, Aldo (Montana)	C	(4)	1939
Drulis, Chuck* (Temple)	G	(6)	1942	Fortmann, Dan (Colgate)	G	(8)	1936
Drury, Lyle (St. Louis)	E	(2)	1930	Fortunato, Joe (Mississippi St.)	LB	(12)	1955
Drzewiecki, Ron (Marquette)	HB	(2)	1955	Francis, Sam (Nebraska)	FB	(2)	1937
Duerson, Dave (Notre Dame)	S	(3)	1983	Franklin, Paul* (Franklin)	E	(5)	1930
Dugger, Jack (Ohio State)	E	(1)	1949	Frazier, Leslie (Alcorn St.)	CB	(5)	1981
Dunlap, Bob (Oklahoma)	QB	(1)	1935	Frederick, Andy (New Mexico)	T	(3)	1983
Dunsmore, Pat (Drake)	TE	(2)	1983	Frump, Milton (Ohio Wesleyan)	G	(1)	1930
				Fuller, Steve (Clemson)	QB	(3)	1984

-E-

Earl, Robin (Washington)	RB-TE	(6)	1977
Ecker, Ed (John Carroll)	T	(1)	1947
Edwards, Cid (Tennessee State)	RB	(1)	1975
Ellis, Allan (UCLA)	CB	(7)	1973
Elnes, Leland* (Bradley)	QB	(1)	1929
Ely, Harold (Iowa)	G	(1)	1932
Ely, Larry (Iowa)	LB	(1)	1975
Engbretsen, Paul* (Northwestern)	G	(1)	1932
Englund, Harry	E	(4)	1920
Erickson, Harold* (Wash. & Jeff.)	HB	(1)	1925
Evans, Earl (Harvard)	T	(4)	1926
Evans, Fred (Notre Dame)	HB	(1)	1948
Evans, Vince (USC)	QB-KR	(7)	1977
Evey, Dick (Tennessee)	T	(6)	1964

-F-

Fada, Rob (Pittsburgh)	G	(2)	1983
Falkenberg, Herb (Trinity)	FB	(1)	1952
Famiglietti, Gary (Boston U.)	FB	(8)	1938
Fanning, Stan (Idaho)	T	(3)	1960
Farmer, George (U.C.L.A.)	WR	(6)	1970
Farrington, John* (Prairie View)	E	(4)	1960
Farris, Tom (Wisconsin)	QB	(2)	1946
Feathers, Beattie* (Tennessee)	HB	(4)	1934
Febel, Fritz* (Purdue)	G	(1)	1935
Federovich, John (Davis & Elkins)	T	(2)	1941
Feichtinger, Andy*	E	(2)	1920
Fencik, Gary (Yale)	S	(11)	1976
Fenimore, Bob (Oklahoma A&M)	HB	(1)	1947
Ferguson, J.B.	T	(1)	1932
Ferguson, Jim (So. Carolina)	C/LB	(1)	1969
Fetz, Gus*	FB	(1)	1923
Figner, George (Colorado)	HB	(1)	1953
Finzer, Dave (DePauw)	P	(1)	1984
Fisher, Bob (SMU)	TE	(2)	1980
Fisher, Jeff (USC)	CB-PR	(4)	1981
Flaherty, Pat* (Princeton)	E	(1)	1923
Flanagan, Dick (Ohio State)	G	(2)	1948

-G-

Gagnon, Dave (Ferris St.)	RB	(1)	1974
Gaines, Wentford (Cincinnati)	CB	(3)	1978
Galimore, Willie* (Florida A&M)	HB	(7)	1957
Gallagher, Dave (Michigan)	DE	(1)	1974
Gallarneau, Hugh (Stanford)	HB	(5)	1941
Garrett, Carl (N. Mex. Highlands)	RB	(2)	1973
Garrett, T. (Oklahoma A&M)	C	(2)	1947
Garrett, W.D. (Mississippi State)	T	(1)	1950
Gault, Willie (Tennessee)	WR	(4)	1983
Garvey, A. "Hec" (Notre Dame)	E	(4)	1922
Garvey, Ed* (Notre Dame)	HB	(1)	1925
Gayle, Shaun (Ohio State)	S	(3)	1984
Gentry, Curtiss (Maryland State)	DB	(3)	1966
Gentry, Dennis (Baylor)	KR-WR	(5)	1982
George, Bill* (Wake Forest)	G/LB	(14)	1952
Gepford, Sid* (Millikin & Bethany)	B	(1)	1919
Gersbach, Carl (West Chester St.)	LB	(1)	1975
Geyer, Bill (Colgate)	HB	(3)	1942
Gibron, Abe (Purdue)	G	(2)	1958
Gilliam, John (S. Carolina St.)	WR	(1)	1977
Glenn, Bill (Eastern Illinois)	QB	(2)	1941
Glueck, Larry (Villanova)	B	(3)	1963
Goebel, Paul (Michigan)	E	(1)	1925
Goodnight, Owen* (Hardin-Sims)	QB	(1)	1946
Gordon, Dick (Michigan State)	HB	(7)	1965
Gordon, Lou* (Illinois)	T	(1)	1938
Gorgal, Ken (Purdue)	HB	(2)	1955
Grabowski, Jim (Illinois)	RB	(1)	1971
Graham, Conrad (Tennessee)	DB	(1)	1973
Grandberry, Ken (Wash. St.)	RB	(1)	1974
Grange, Garland "Gardie"* (Illinois)	E	(3)	1929
Grange, Harold "Red" (Illinois)	HB	(8)	1925
Green, Bobby Joe (Florida)	P	(12)	1962
Greenwood, Glen* (Iowa)	HB	(1)	1924
Grim, Bob (Oregon State)	WR	(1)	1975
Grosvenor, George (Colorado)	HB	(2)	1935
Grygo, Al* (South Carolina)	HB	(2)	1944

Gudauskas, Pete (Murray State) . . . G (2) 1943
 Gulyanics, George (Ellisville, JC) . . HB (6) 1947
 Gunn, Jimmy (USC) LB (6) 1970
 Gunner, Harry (Oregon State) DE (1) 1970

—H—

Haddon, Aldous (Wash. & Jeff.) . . . B (1) 1928
 Haines, Kris (Notre Dame) WR (3) 1979
 Halas, George* (Illinois) E (10) 1920
 Hale, Dave (Ottawa) DE (3) 1969
 Haluska, Jim (Wisconsin) HB (1) 1956
 Hamity, Lewis (Chicago) HB (1) 1941
 Hamlin, Gene (West Michigan) C (1) 1971
 Hammond, Henry (Southwestern) . . . E (1) 1937
Hampton, Dan (Arkansas) DE (8) 1979
 Hanke, Carl* (Minnesota) G (1) 1922
 Hanny, Frank* (Indiana) E (5) 1922
 Hansen, Clifford (Luther) HB (1) 1933
 Hansen, Wayne (Texas Western) . . . C (10) 1950
 Hardy, Cliff (Michigan State) CB (1) 1971
 Harley, Charles Chic* (Ohio St.) . . . RB (1) 1921
 Harper, Roland (Louisiana Tech) . . . RB (8) 1975
Harris, Al (Arizona State) DE (7) 1979
 Harris, Richard (Grambling) DE (2) 1974
 Harrison, Jim (Missouri) RB (4) 1971
 Hart, Tommy (Morris Brown) DE (2) 1978
Hartenstine, Mike (Penn St.) DE (12) 1975
 Hartman, Fred (Rice) T (1) 1947
 Hartnett, Perry (SMU) G (2) 1982
 Haselrig, Clint (Michigan) WR (1) 1974
 Hatley, John (Sul Ross) G (1) 1953
 Hazelton, Major (Florida A&M) DB (2) 1968
 Healey, Ed* (Dartmouth) T (6) 1922
 Healy, Don (Maryland) G (2) 1958
 Heardon, Tom* (Notre Dame) QB (1) 1929
 Heileman, Charles* (Iowa State) . . . E (1) 1939
 Helwig, John (Notre Dame) G (4) 1953
 Hempel, Bill (Carroll) T (1) 1942
 Henderson, Reuben (San Diego St.) . . CB (2) 1981
 Hensley, Dick (Kentucky) E (1) 1953
 Herron, Bruce (New Mexico) LB (5) 1978
 Hester, Jim (North Dakota) TE (1) 1970
 Hewitt, Bill* (Michigan) E (5) 1932
 Hibbs, Jesse (Southern California) . . T (1) 1931
 Hicks, Tom (Illinois) LB (5) 1976
 High, Lennie HB (1) 1920
Hilgenberg, Jay (Iowa) C (6) 1981
 Hill, Harlon (Florence St. Tchrs) . . . E (8) 1954
 Hill, Ike (Catawba) WR (2) 1973
 Hoban, Mike (Michigan) G (1) 1974
 Hobscheid, Fred* (Chicago) G (1) 1927
 Hodgins, Norm (Louisiana St.) S (1) 1974
 Hoffman, Jack (Xavier) E (5) 1952
 Hoffman, John (Arkansas) E (8) 1949
 Hoffman, John (Hawaii) DE (1) 1971

Hoke, Jonathan (Ball State) CB (1) 1980
 Holloway, Glen (No. Texas State) . . . G (4) 1970
 Holman, Willie (So. Carolina St.) . . . DE (6) 1968
 Holmer, Walter* (Northwestern) . . . FB (2) 1929
 Holovak, Mike (Boston College) FB (2) 1947
 Hoptowitz, Al (Washington State) . . . T (5) 1941
 Horton, Larry (Iowa) DT (2) 1972
 Howley, Charles (West Virginia) C (2) 1958
 Hrivnak, Gary (Purdue) DT (4) 1973
 Huarte, John (Notre Dame) QB (1) 1972
 Huff, Gary (Florida State) QB (4) 1973
 Huffine, Ken* (Purdue) FB (1) 1921
 Hugasian, Harry (Stanford) HB (1) 1955
 Hughes, Bernard* (Oregon) C (1) 1941
 Hughes, Billy* (Texas) C (2) 1940
 Hull, Mike (So. California) FB (3) 1968
 Hult, Don (Southern Miss.) DT (1) 1974
Humphries, Stefan (Michigan) G (3) 1984
 Hunsinger, Chuck (Florida) HB (3) 1950
 Hunt, Jackie (Marshall) HB (1) 1945
 Hurst, William (Oregon) G (1) 1924
 Huther, Bruce (New Hampshire) . . . LB (1) 1982
 Hutchison, Anthony (Texas Tech) . . . RB (2) 1983
 Hyland, Bob (Boston College) C (1) 1970

—I—

Ingwerson, Burt* (Illinois) G (2) 1920
 Ippolito, Anthony* (Purdue) G (1) 1943

—J—

Jackson, Bobby (Alabama) HB (1) 1961
 Jackson, Noah (Tampa) G (9) 1975
 Jackson, Randy (Florida) T (8) 1967
Jackson, Vestee (Washington) CB (1) 1986
 Jagade, Chick* (Indiana) FB (2) 1954
 James, Dan (Ohio) T (1) 1967
 Janata, John (Illinois) T (1) 1983
 Janet, Ernie (Washington) G (3) 1972
 Jarmoluk, Mike (Temple) T (2) 1946
 Jecha, Ralph (Northwestern) G (1) 1955
 Jencks, Robert (Miami, O.) E (2) 1963
 Jensvold, Leo* (Iowa) QB (1) 1931
 Jeter, Bob (Iowa) CB (3) 1971
 Jeter, Perry (California-Poly Tech) . . . RB (2) 1956
 Jewett, Bob (Michigan State) E (1) 1958
 Jiggetts, Dan (Harvard) T (7) 1976
 Joesting, Herb* (Minnesota) FB (2) 1931
 Johnson, Albert (Kentucky) FB (1) 1938
 Johnson, Bill* (So. Methodist) G (2) 1946
 Johnson, Greg (Florida St.) DT (1) 1977
 Johnson, Jack (Miami) B (3) 1957
 Johnson, John (Indiana) T (6) 1963
 Johnson, Leo (Millikin) HB (1) 1920
 Johnson, O.G. FB (1) 1924

Johnson, Pete (V.M.I.)	B	(1) 1959	Lahar, Harold (Oklahoma)	G	(2) 1941
Johnsos, Luke* (Northwestern)	E	(9) 1929	Lamb, Walter (Oklahoma)	E	(1) 1946
Jones, Bob (San Diego State)	E	(1) 1967	Landry, Greg (Massachusetts)	QB	(1) 1984
Jones, Edgar (Pittsburgh)	HB	(1) 1945	Lanum, R. "Jake"* (Ill & Millikin)	QB	(5) 1920
Jones, Jerry* (Notre Dame)	G	(2) 1920	Larson, Fred* (Notre Dame)	C	(1) 1922
Jones, Jimmy (Wisconsin)	E	(3) 1965	Latta, Greg (Morgan State)	TE	(6) 1975
Jones, Stan (Maryland)	T	(12) 1954	Lawler, Allen (Texas)	HB	(1) 1948
Jordan, Donald (Houston)	RB	(1) 1984	Lawson, Roger (West. Michigan)	RB	(2) 1972
Juenger, Dave (Ohio U.)	WR	(1) 1973	Layne, Bobby (Texas)	QB	(1) 1948

—K—

Karr, William* (West Virginia)	E	(6) 1933	Lee, Buddy (Louisiana State)	QB	(1) 1971
Karras, Ted (Indiana)	G	(5) 1960	Lee, Herman (Florida A&M)	T	(9) 1958
Karwales, Jack (Michigan)	E	(2) 1946	Leeuwenburg, Rich (Stanford)	T	(1) 1965
Kassel, Chuck* (Illinois)	E	(1) 1927	Leggett, Earl (Louisiana State)	T	(10) 1957
Kavanaugh, Ken (Louisiana State)	E	(8) 1940	Lemon, Clifford* (Centre)	T	(1) 1926
Kawal, Ed* (Illinois)	C	(6) 1931	Leonard, James (Colgate)	T	(1) 1924
Keane, Jim (Iowa)	E	(6) 1946	Lesane, James (Virginia)	HB	(2) 1952
Keefe, Jerry* (Notre Dame)	G	(6) 1946	Lick, Dennis (Wisconsin)	T	(6) 1976
Kelly, Elmo (Wichita U.)	E	(1) 1944	Line, Bill (Southern Methodist)	DT	(1) 1972
Kelly, Jim (Tenn. St.)	TE	(1) 1974	Lintzenich, Joseph* (St. Louis)	FB	(2) 1930
Kendricks, Jim (Texas A&M)	T	(1) 1924	Lipscomb, Paul* (Tennessee)	T	(1) 1954
Keriasotis, Nick (St. Ambrose)	G	(3) 1942	Lisch, Rusty (Notre Dame)	QB	(1) 1984
Keys, Tyrone (Mississippi St.)	DE	(3) 1983	Livers, Virgil (W. Kentucky)	CB-PB	(5) 1975
Kiesling, Walter* (St. Thomas)	G	(1) 1934	Livingston, Andy (Phoenix JC)	B	(2) 1964
Kilcullen, Bob (Texas Tech.)	T	(8) 1957	Logan, James (Indiana)	G	(2) 1942
Kilgore, Jon (Auburn)	P	(1) 1968	Long, Harvey (Detroit)	T	(1) 1929
Kindt, Don (Wisconsin)	HB	(9) 1947	Long, Johnny* (Colgate)	QB	(2) 1944
King, Ralph (Chicago)	T	(1) 1925	Lowe, Lloyd (North Texas State)	HB	(2) 1953
Kinney, Steve (Utah State)	T	(2) 1973	Luckman, Sid (Columbia)	QB	(12) 1939
Kirk, Ken (Mississippi)	C	(1) 1960	Lujack, Johnny (Notre Dame)	QB	(4) 1948
Kissell, Adolph (Boston College)	FB	(1) 1942	Lusby, Vaughn (Arkansas)	CB	(1) 1980
Klawitter, Dick* (S. Dakota State)	C	(2) 1956	Lyle, Garry (Geo. Washington)	CB	(7) 1968
Klein, Dick (Iowa)	T	(2) 1958	Lyman, Roy "Link" (Nebraska)	T	(9) 1926
Knopp, Oscar* (Illinois)	FB	(6) 1923	Lyon, George (Kansas State)	T	(1) 1929
Knox, Bill (Purdue)	DB	(3) 1974			
Knox, Ron (U.C.L.A.)	QB	(1) 1957			
Koehler, Robert* (Northwestern)	FB	(2) 1920			
Kolman, Ed* (Temple)	T	(5) 1940			
Konovsky, Bob* (Wisconsin)	G	(1) 1960			
Kopcha, Joe* (Chattanooga)	G	(5) 1929			
Kortas, Kenneth (Louisiana)	T	(1) 1969			
Kosins, Gary (Dayton)	RB	(3) 1972			
Kreamcheck, John (Wm. & Mary)	T	(3) 1953			
Kreitling, Rich (Illinois)	E	(1) 1964			
Kreiwald, Doug (West Texas State)	G	(2) 1967			
Krenk, Mitch (Nebraska)	TE	(1) 1984			
Kuechenberg, Rudy (Indiana)	LB	(3) 1967			
Kunz, Lee (Nebraska)	LB	(3) 1979			
Kurek, Ralph (Wisconsin)	FB	(6) 1965			

—M—

MacLeod, Robert (Dartmouth)	HB	(2) 1939
MacWherter, Kile* (Bethany)	FB	(1) 1920
Macon, Ed (College of Pacific)	HB	(2) 1952
Magnini, Dante (St. Mary's)	HB	(4) 1942
Maillard, Ralph (Creighton)	T	(1) 1929
Malone, Charles (Texas A&M)	E	(1) 1933
Manders, Jack* (Minnesota)	HB	(8) 1933
Maness, James (TCU)	WR	(1) 1985
Manning, Pete (Wake Forest)	E	(2) 1960
Manske, Edgar (Northwestern)	E	(4) 1937
Marconi, Joe (West Virginia)	FB	(5) 1962
Margarita, Bob (Brown)	HB	(3) 1944
Margerum, Ken (Stanford)	WB	(4) 1981
Marshall, Wilber (Florida)	LB	(3) 1984
Martin, Bill (Georgia Tech)	E	(2) 1964
Martin, Billy* (Minnesota)	HB	(3) 1962
Martin, Dave (Notre Dame)	LB	(1) 1969
Martin, Frank (Alabama)	HB	(1) 1941
Martinovich, P. (College of Pacific)	G	(1) 1940

—L—

LaFleur, Joe* (Marquette)	FB	(3) 1922
LaForest, W.	FB	(1) 1920

O'Bradovich, Ed (Illinois) E (10) 1962
 O'Connell, J.F. * (Penn. St.) C (1) 1924
 O'Connell, Tom (Illinois) QB (1) 1935
 Oech, Verne (Minnesota) G (1) 1936
 Oelrich, John (St. Ambrose) HB (1) 1938
 Ogden, Ray (Alabama) TE (3) 1969

O

O'Connell, J.F. * (Penn. St.) C (1) 1924
 O'Connell, Tom (Illinois) QB (1) 1935
 Oech, Verne (Minnesota) G (1) 1936
 Oelrich, John (St. Ambrose) HB (1) 1938
 Ogden, Ray (Alabama) TE (3) 1969

O'Bradovich, Ed (Illinois) E (10) 1962
 O'Connell, J.F. * (Penn. St.) C (1) 1924
 O'Connell, Tom (Illinois) QB (1) 1935
 Oech, Verne (Minnesota) G (1) 1936
 Oelrich, John (St. Ambrose) HB (1) 1938
 Ogden, Ray (Alabama) TE (3) 1969

N

Nagurski, Bronko (Minnesota) FB (9) 1930
 Neary, Clement * (Colgate) E (1) 1927
 Neal, Dan (Kentucky) C (9) 1925
 Neal, Ed (Louisiana State) G (1) 1951
 Neck, Tommy (Louisiana State) HB (2) 1962
 Negus, Fred (Wisconsin) C (1) 1950
 Neider, John (Louisville) LB (1) 1970
 Nelson, Everett (Illinois) T (1) 1929
 Nesbitt, Dick * (I Drake) HB (4) 1930
 Newsome, Billy (Granbling) DE (1) 1977
 Newton, Bob (Nebraska) C (5) 1971
 Nickla, Ed (Maryland) G (1) 1959
 Nielsen, Hans (Michigan State) K (1) 1981
 Nix, Kent (T.C.U.) QB (2) 1936
 Norberg, Hank (Stanford) E (1) 1948
 Nordquist, Mark (Pacific) G-C (2) 1975
 Nor, Reino (DeKalb) HB (2) 1961
 Norman, Dick (Stanford) QB (2) 1961
 Norman, Tim (Illinois) G (1) 1983
 Nowaskey, Bob * (Geo. Wash.) E (3) 1940

Moore, Rocco (Western Michigan) G (1) 1980
 Moore, McNeil (Sam Houston) HB (3) 1934
 Moore, Joe (Missouri) RB (2) 1971
 Moore, Jerry (Arkansas) S (2) 1971
 Moore, Albert (Northwestern) QB (1) 1932
 Mooney, Tip * (Abilene Christian) HB (3) 1944
 Mooney, Jim * (Georgetown) E (1) 1935
 Montgomery, Ross (TCU) FB (2) 1969
 Montgomery, Randy (Weber St.) CB (1) 1974
 Moleseworth, Keith * (Monmouth) HB (7) 1931
 Mohard, John * (Notre Dame) HB (1) 1925
 Mitchell, Charley (Tulsa) HB (1) 1945
 Mintum, John F. * (Jack) C (2) 1921
 Miniun, Frank (San Jose St.) HB (3) 1947
 Milne, Bill (Duke) G (3) 1947
 Miller, Milford (Chadron) T (1) 1932
 Miller, Charles * (Purdue) C (6) 1932
 Mihal, Joe * (Purdue) T (2) 1940
 Michaels, Edward * (Willanova) G (1) 1935
 Meyers, Jerry (N. Illinois) DE-DT (4) 1976
 Merrill, Mark (Minnesota) LB (1) 1979
 Merkle, Monte (Kansas) G (2) 1942
 Mellekas, John (Arizona) T (5) 1956
 Meadows, Ed * (Duke) E (3) 1954
 McRae, Franklin (Tenn. State) DT (1) 1967
 McRae, Bennie (Michigan) HB (9) 1962
 McPherson, Forrest (Nebraska) G (1) 1935
 McMullen, Daniel * (Nebraska) G (2) 1930
 McMullen, Jim (Illinois) G (6) 1924
 McMichael, Steve (Texas) DT (6) 1981
 McMahon, Jim (BYU) QB (5) 1982
 McLean, Ray * (St. Anselms) HB (8) 1940
 McKinney, Phil (UCLA) T (1) 1982
 McKinnon, Dennis (Florida St.) WR (3) 1983
 McKinney, Bill (West Texas) LB (1) 1972
 McKeen, Tony (Bishop College) DE (3) 1971
 McHenry, Doug (Wichita) FB (2) 1943
 McEwan, Bill (Northwestern) HB (1) 1925
 McDonald, Lester * (Nebraska) E (3) 1937
 McColl, Bill (Stanford) E (8) 1932
 McCleendon, Willie (Georgia) RB (4) 1979
 McAfee, George (Duke) HB (8) 1940
 Maznicki, F. (Boston College) HB (2) 1942
 Maves, Rufus (Ohio State) T (1) 1969
 May, Walter O. * (Red) G (1) 1920
 May, Chester * (1) 1920
 Matuz, Al (Georgetown) C (4) 1941
 Mattson, Riley (Oregon) T (1) 1965
 Matheson, Jack (West Michigan) E (1) 1947
 Mastrogany, Gus (Iowa) E (1) 1931
 Masterson, Forest (Iowa) C (1) 1945
 Masterson, Forest (Iowa) QB (7) 1934
 Masterson, Bernie * (Nebraska) FB (2) 1943
 Masters, Bob (Baylor) OT (3) 1968
 Mastowski, Matt (San Diego U.) WR (1) 1972

O'Quinn, John (Wake Forest) E (2) 1950
 O'Rourke, Charles (Boston Col.) QB (1) 1942
Ortego, Keith (McNeese St.) WR (2) 1985
 Osborne, Jim (Southern) DT (13) 1972
 Osmanski, Bill (Holy Cross) FB (7) 1939
 Osmanski, Joe (Holy Cross) FB (4) 1946

—P—

Pagac, Fred (Ohio State) TE (1) 1974
 Page, Alan (Notre Dame) DT (4) 1978
 Parsons, Bob (Penn State) P-TE (11) 1972
 Patterson, Billy (Baylor) QB (1) 1939
 Pauley, Frank Don (Wash. & Jeff.) T (1) 1930
Payton, Walter (Jackson State) RB (12) 1975
 Pearce, W. "Pard" (Penn.) QB (3) 1920
 Pearson, Madison* (Kansas) C (6) 1929
 Pederson, Jim (Augsburg) HB (1) 1932
 Peitler, Dan (S.E. Missouri St.) C (3) 1975
 Percival, Mac (Texas Tech.) K (7) 1967
 Perez, Peter (Illinois) G (1) 1945
 Perina, Bob (Princeton) HB (2) 1949
 Perini, Pete (Ohio State) FB (2) 1954
 Perkins, Don (Plattsville) FB (2) 1945
 Perrin, Lonnie (Illinois) RB (1) 1979
Perry, William (Clemson) DT (2) 1985
 Pettibon, Richie (Tulane) HB (10) 1959
 Petty, John* (Purdue) FB (1) 1942
 Petty, Ross* (Illinois) G (1) 1920
 Phillips, Loyd (Arkansas) DE (3) 1967
Phillips, Reggie (SMU) CB (2) 1985
 Phipps, Mike (Purdue) QB (5) 1977
 Piccolo, Brian* (Wake Forest) RB (4) 1966
 Picketts, Bob (Nebraska) T (2) 1967
Pickering, Clay (Maine) WR (1) 1986
 Pifferini, Bob (U.C.L.A.) LB (4) 1972
 Pinder, Cyril (Illinois) RB (2) 1971
 Plank, Doug (Ohio State) S (8) 1975
 Plasman, Dick* (Vanderbilt) E (6) 1937
 Podmajersky, Paul (Illinois) G (1) 1944
 Polisky, John* (Notre Dame) G (1) 1929
 Pollock, Bill (Penn. Mil. Acad.) HB (2) 1935
 Pool, Hampton (Stanford) E (4) 1940
 Potter, Kevin (Missouri) S (2) 1983
 Preston, Pat (Wake Forest) G (4) 1946
 Pride, Dan (Jackson State) LB (2) 1968
 Proctor, Rex (Rice) HB (1) 1953
 Purnell, James (Wisconsin) LB (5) 1964
 Pyle, Mike (Yale) C (9) 1961

—R—

Rabold, Mike* (Indiana) G (3) 1964
Rains, Dan (Cincinnati) LB (4) 1982
 Rakestraw, Larry (Georgia) QB (4) 1964
 Ramsey, Frank (Oregon State) G (1) 1945
 Rather, Bo (Michigan) WR (5) 1974

Reader, Russ (Michigan State) HB (1) 1947
 Reese, Lloyd* (Tennessee) FB (1) 1946
 Reilly, Mike (Iowa) LB (5) 1964
 Rentner, Ernest Pug* (Northwestern) HB (2) 1936
 Reppond, Mike (Arkansas) WR (1) 1973
 Reynolds, Tom (San Diego St.) WR (1) 1973
 Rice, Andy (Texas Southern) DT (2) 1972
 Richards, Golden (Hawaii) WR (2) 1978
 Richards, Ray (Nebraska) T (4) 1933
Richardson, Mike (Arizona State) CB (4) 1983
 Richman, Harry* (Illinois) G (1) 1929
Rivera, Ron (California) LB (3) 1984
 Rivera, Steve (California) WR (1) 1977
 Rives, Don (Texas Tech) LB (6) 1973
 Roberts, Tom (DePaul) G (2) 1943
 Roberts, Willie (Houston) CB (1) 1973
 Roder, Mirro (None) K (2) 1973
 Roehnel, William* (Bradley) G (2) 1958
 Roger, Mel (Florida A&M) LB (1) 1977
 Rogeman, Tom (Purdue) G (2) 1956
 Romanik, Steve (Villanova) QB (4) 1950
 Romney, Milton* (Chicago) QB (5) 1925
 Ronzani, Gene* (Marquette) QB (8) 1933
 Rosequist, Ted (Ohio State) T (3) 1934
 Roveto, John (S.W. Louisiana) K (2) 1981
 Rowden, Larry (Houston) LB (1) 1971
 Rowland, Brad (McMurry) HB (1) 1951
 Rowland, Justin (T.C.U.) HB (1) 1960
Rubens, Larry (Montana State) C (1) 1986
 Rupp, Nelson* (Dennison) QB (1) 1921
 Russell, Reginald (Northwestern) E (1) 1928
 Ryan, John (Detroit) T (1) 1929
 Ryan, Rocky (Illinois) E (1) 1958
 Rydalch, Ron (Utah) DT (6) 1975
 Ryzewski, Frank* (Notre Dame) C (1) 1923
 Rykovich, Julie* (Illinois) HB (3) 1949

—S—

Sacrinity, Nick (Wake Forest) QB (1) 1947
 Saldi, Jay (South Carolina) TE (2) 1983
Sanders, Thomas (Texas A&M) RB (2) 1985
 Sanders, Reggie (Stanford) RB (1) 1973
 Savoldi, Joe* (Notre Dame) FB (1) 1930
 Sayers, Gale (Kansas) HB (7) 1965
 Schiechl, John* (Santa Clara) C (2) 1945
 Schmidt, Terry (Ball State) S (9) 1976
 Schreiber, Larry (Tenn. Tech.) RB (1) 1976
 Schroeder, Gene (Virginia) E (6) 1951
 Schubert, Steve (U. Mass.) PR-WR (5) 1975
 Schuette, Paul* (Wisconsin) G (3) 1930
 Schweda, Brian (Kansas) DE (1) 1966
 Schweidler, Dick (St. Louis) HB (3) 1938
 Scott, James (Henderson J.C.) WR (7) 1976
 Scott, Ralph* (Wisconsin) T (5) 1921
 Seals, George (Missouri) G (7) 1965
 Seiberling, Gerald (Drake) FB (1) 1942

- Senn, Bill* (Knox) HB (6) 1926
 Serry, Washington (Kentucky) G (4) 1948
 Serry, Jeff (California) T-DE (4) 1975
 Seymour, Jim (Notre Dame) WR (3) 1970
 Shank, J.L. HB (1) 1920
 Shanklin, Ron (No. Texas St.) WR (2) 1975
 Shaw, Glenn (Kentucky) HB (1) 1960
 Shearer, Brad (Texas) DT (3) 1978
 Shelling, Alec* (Notre Dame) T (1) 1939
 Sherman, Saul (Chicago) QB (2) 1939
 Shipkey, Jerry (U.C.L.A.) FB (1) 1953
 Shoemaker, Hub (Illinois) C (2) 1920
 Shy, Don (San Diego State) RB (3) 1970
 Siegal, John (Columbia) E (5) 1939
 Sigillo, Dom* (Xavier) T (2) 1943
 Sigmund, Arthur W. C (1) 1923
 Simmons, J. (Behuneck-Kmi) WR (1) 1969
 Simmons, David (North Carolina) LB (1) 1983
 Singletary, Mike (Baylor) LB (6) 1981
 Sisk, John* (Marquette) HB (5) 1932
 Sisk, Jr., John (Miami) B (1) 1964
 Skibinski, John (Purdue) RB (4) 1978
 Smeja, Rudy (Michigan) E (2) 1944
 Smith, Clarence (Georgia) E (1) 1942
 Smith, Eugene (Georgia Tech) C (1) 1930
 Smith, H. Allen* (Mississippi) E (2) 1947
 Smith, J.D. (N. Car. A&T) FB (1) 1956
 Smith, James (Compton J.C.) HB (1) 1961
 Smith, Ray Gene (Midwestern) HB (4) 1954
 Smith, Ron (Wisconsin) S (4) 1965
 Smith, Russell* (Illinois) T (3) 1921
 Snyder, Bob (Ohio U.) QB (5) 1939
 Sorey, Revie (Illinois) C (8) 1975
 Sprinkle, Ed (Hardin-Simmons) E (12) 1944
 Stachowicz, Ray (Michigan St.) P (1) 1983
 Stahlman, Dick* (DePaul) T (1) 1933
 Standee, Norm* (Stanford) FB (1) 1941
 Stauber, Gerald (Cincinnati) C (1) 1951
 Steinly, Bill (Utah State) DT (2) 1970
 Steinbach, Larry* (St. Thomas) C (2) 1930
 Steinkemper, Bill* (Notre Dame) T (2) 1942
 Sternaman, Joe* (Illinois) HB (8) 1922
 Sternaman, Paul (Villanova) C (4) 1948
 Steuber, Bob (Missouri) HB (2) 1942
 Sticker, Walt (Pennsylvania) T (4) 1946
 Stillwell, Roger (Stanford) DE-DT (3) 1975
 Stinchcomb, Peter* (Ohio State) QB (2) 1921
 Stoepef, Terry (Tulsa) C (1) 1967
 Stolla, Anton* (Luther) HB (1) 1939
 Stone, Billy (Bradley) HB (4) 1951
 Strickland, Larry (North Texas) C (6) 1954
 Sturridge, Dick (DePaul) HB (2) 1928
 Svydaha, Joe* (West Virginia) T (9) 1936
- Suhay, Matt (Penn State) RB (7) 1980
 Sullivan, Frank* (Loyola, N.O.) C (5) 1935
 Sumner, Charles (Wm & Mary) HB (4) 1955
 Sweeney, Jake (Cincinnati) T (1) 1944
 Swisher, Bob (Northwestern) HB (5) 1938
 Szymski, Frank (Notre Dame) C (1) 1949
- T**
- Tabor, Paul (Oklahoma) C (1) 1980
 Tackwell, C.O.* (Kansas State) E (3) 1931
 Tait, Merrill* (Wisconsin) FB (1) 1924
 Taylor, Clifton (Memphis St.) RB (8) 1924
 Taylor, J.R., "Tarz" (Ohio State) C (2) 1921
 Taylor, Joe (No. Carolina A&T) DB (8) 1967
 Taylor, Ken (Oregon St.) CB (1) 1985
 Taylor, Lionel (New Mexico Highland U.) E (1) 1959
 Taylor, Roosevelt (Grambling) DB (8) 1961
 Thayer, Tom (Notre Dame) G (2) 1985
 Thomas, Bob (Notre Dame) K (10) 1975
 Thomas, Calvin (Illinois) FB (5) 1982
 Thomas, Earl (Houston) WR (3) 1971
 Thompson, Russ (Nebraska) I (4) 1936
 Thrift, Cliff (East Central Oklahoma) LB (1) 1985
 Thrower, Willie (Michigan State) QB (1) 1953
 Tom, Mel (San Jose State) DE (3) 1973
 Tomczak, Mike (Ohio State) QB (2) 1985
 Torrance, Jack (Louisiana State) T (2) 1939
 Traffon, George* (Notre Dame) C (13) 1920
 Trost, Mill (Marquette) T (5) 1935
 Tucker, Bill (Tennessee State) RB (1) 1971
 Turner, Cecil (California Poly) FL (6) 1968
 Turner, Clyde (Hardin-Simmons) C (12) 1940
- U**
- Ulmer, Mike (Doane) CB (1) 1980
 Usher, Lou* (Syracuse) T (1) 1920
- V**
- Vactor, Ted (Nebraska) CB (1) 1975
 Valdez, Emilio (New Mexico) TE (2) 1968
 Van Horne, Keith (USC) T (6) 1981
 Van Valkenburg, Pete (BYU) RB (1) 1974
 Veach, Walter HB (1) 1920
 Venturelli, Fred (None) T (1) 1948
 Vick, Ernie* (Michigan) C (3) 1925
 Vick, Richard (Wash. & Jeff.) QB (1) 1925
 Vodicka, Joe (Lewis Institute) HB (3) 1943
 Voss, Walter "Tillie" (Detroit U.) E (2) 1927
 Vucinich, Mill (Stanford) C (1) 1945
- W**
- Wade, Charles (Tenn. St.) WR (1) 1974
 Wade, William (Vanderbilt) QB (6) 1961
 Waechter, Henry (Nebraska) DE (4) 1982
 Wager, Clinton (St. Mary's) E (2) 1942

Wallace, Bob (Texas-El Paso)	E	(5)	1968
Wallace, John (Notre Dame)	E	(1)	1928
Wallace, Stan (Illinois)	HB	(4)	1954
Walquist, Laurie* (Illinois)	QB	(10)	1922
Walterscheid, Len (S. Utah)	S-KR	(6)	1977
Ward, John (Oklahoma State)	C-C	(1)	1976
Washington, Harry (Colorado St.)	WR	(1)	1979
Watkins, Bobby (Ohio State)	HB	(3)	1955
Watts, Rickey (Tulsa)	WR	(5)	1979
Weatherly, Gerald (Rice)	C	(3)	1950
Wetoska, Bob (Notre Dame)	T	(10)	1960
Wetzell, Damon (Ohio State)	HB	(1)	1935
Wheeler, Ted (W. Texas State)	G	(1)	1970
Wheeler, Wayne (Alabama)	WR	(1)	1974
White, Roy (Valparaiso)	FB	(5)	1923
White, Wilford (Ariz. St.)	HB	(2)	1951
Whitman, S. J. (Tulsa)	HB	(2)	1953
Whitsell, Dave (Indiana)	DB	(6)	1961
Whittenton, Jesse (West Texas)	HB	(1)	1958
Wightkin, Bill (Notre Dame)	DE	(8)	1950
Williams, Bob (Notre Dame)	QB	(3)	1951
Williams, Broughton (Florida)	T	(1)	1947
Williams, Brooks (N. Carolina)	TE	(2)	1981
Williams, Dave (Colorado)	RB	(3)	1979

Williams, Fred (Arkansas)	T	(12)	1952
Williams, Jeff (Rhode Island)	G	(1)	1982
Williams, Perry (Purdue)	RB	(1)	1974
Williams, Walt (New Mexico St.)	CB	(2)	1982
Williams, Oliver (Illinois)	WR	(1)	1983
Wilson, George* (Northwestern)	E	(11)	1937
Wilson, Nemiah (Grambling)	CB	(1)	1975
Wilson, Otis (Louisville)	LB	(7)	1980
Wright, Steve (Alabama)	T	(1)	1971
Wrightman, Tim (UCLA)	TE	(2)	1985
Wynne, Elmer (Notre Dame)	FB	(1)	1928

-Y-

Youmans, Maury (Syracuse)	T	(4)	1960
Young, Adrian (So. Calif.)	LB	(1)	1973
Young, Randolph* (Milliken)	T	(1)	1920
Youngblood, George (L.A. State)	S	(1)	1969
Yourist, Abe	E	(1)	1923

-Z-

Zanders, Emanuel (Jackson State)	G	(1)	1981
Zarnas, Gust (Ohio State)	G	(1)	1938
Zeller, Joe (Indiana)	G	(1)	1938
Zizak, Vince* (Villanova)	G	(1)	1934
Zorich, George* (Northwestern)	G	(3)	1944
Zucco, Vic (Michigan State)	HB	(3)	1957

ASSISTANT COACHES

Name	Seasons	Years
Allen, George	8	1958-65
Anderson, Hunk	8	1940-42, 1946-50
Austin, Bill	1	1971
Bratkowski, Zeke	3	1972-74
Brumbaugh, Carl	3	1938, 1940, 1944
Callahan, Ray	3	1975-77
Carr, Jim	3	1969, 1973-74
Cherundolo, Chuck	6	1966-68, 1972-74
Cody, Ed	6	1965-70
Conner, George	2	1956-57
DeCorrevont, Bill	1	1949
Dimancheff, Babe	3	1966-68
Dooley, Jim	11	1963-67, 1981-86
Dovell, Whitey	3	1972-74
Driscoll, Paddy	20	1941-55, 1958-62
Ecklund, Brad	3	1975-77
Fichtner, Ross	3	1975-77
Fortunato, Joe	2	1967-68
Frei, Jerry	3	1978-80
George, Bill	1	1972
Gerhart, Doug	1	1979
Gibron, Abe	7	1965-71
Gillman, Sid	1	1977
Goldston, Ralph	1	1974
Grange, Red	8	1933-40
Handler, Phil	17	1952-68
Haupt, Dale	8	1978-85
Hilton, John	3	1975-77
Hughes, Ed	5	1982-86
Jagade, Chick	1	1956

Name	Seasons	Years
Johnsos, Luke	30	1935-39, 1941-42, 1946-68
Kazor, Steve	5	1982-86
Kuhlmann, Hank	5	1978-82
Landry, Greg	1	1986
LaRue, Jim	9	1978-86
Levra, John	1	1986
Lord, Bob	1	1974
Luckman, Sid	16	1954, 1956-70
Marchibroda, Ted	1	1981
Mather, Chuck	8	1958-65
McGinnis, David	1	1986
Meyer, Ken	3	1978-80
Moss, Perry	4	1970-73
O'Connor, Fred	3	1975-77
Plumb, Ted	6	1980-85
Ringo, Jim	3	1969-71
Roland, Johnny	4	1983-86
Ronzani, Gene	3	1947-49
Ryan, Buddy	8	1978-85
Scovil, Doug	1	1978
Shaughnessy, Clark	12	1951-62
Shaw, Bob	3	1969-71
Shinnick, Don	2	1970-71
Stantel, Dick	6	1981-86
Stoltz, Jerry	4	1973-76
Stydahar, Joe	2	1963-64
Tobin, Vince	1	1986
Turner, Bulldog	5	1952-56
Walquist, Laurie	2	1933-34
Wilson, George	2	1947-48

BEAR HALL-OF-FAMERS



PRO FOOTBALL HALL OF FAME
Canton, Ohio



GEORGE HALLAS, End-Coach-Owner, inducted 1963. Started Bears as Decatur Staleys in 1920; had been with Bears (with time out for Navy duty in WWII) until his death in 1983. Co-organizer and forerunner of NFL. Coached for 40 seasons and retired with an all-time 326 victories. Played pro ball for 11 seasons starting with Hammond Pros in 1919. Wore jersey 7.

DOUG ATKINS, DE, inducted 1982. Played for Bears from 1955 to 1966. All-Pro in 1960, 1961, and 1963. From 1958 through 1966, played in every Pro Bowl but one. Named Outstanding Lineman in '59 Pro Bowl. College ball at Tennessee. Wore jersey 81.

GEORGE BLANDA, QB-K, inducted 1981. Scored 541 points in 10 Chicago seasons (1949-58). Came out of retirement in 1960 to play 7 seasons with Houston, 9 with Oakland. In 26-year career scored 2,002 points, threw for 26,920 yards, 236 TDs. Wore 16, 22 for Bears.

DICK BUTKUS, MLB, inducted 1979. Played for Bears nine seasons from 1965-73 after playing college ball at Illinois. Blessed with great speed and a tremendous competitive desire at 6-3, 245 pounds. Butkus was all-NFL eight times and played in eight Pro Bowls. Jersey number 51.

GEORGE CONNOR, T-LB, inducted 1975. Played for Bears eight seasons from 1948-55 after college ball at Holy Cross and Notre Dame. At 6-3, 240, Connor was the first of the big, mobile outside backers. All-Pro five times but in 1951-53 on both offense and defense. Played in four Pro Bowls. Jersey numbers 71 & 81.

JOHN (PADDY) DRISCOLL, HB, inducted 1965. Played five seasons for Bears 1926-31. Was Chicago Cardinal from 1919-25 after Northwestern days. Triple-threat performer with punting, drop-kicking to go with running. Coached Bears in '56 and '57. Jersey numbers 1 & 20.

DANNY FORTMANN, G, inducted 1985. Played eight seasons with Bears from 1936 to 43 after college ball at Colgate. Received M.D. from U. of Chicago 1940. Punishing blocker despite 6-0, 210 pounds, and helmetless style. All-Pro five times. Jersey number 21.

BILL GEORGE, LB, inducted 1974. Played 14 seasons with Bears from 1952 to '66 and finished career with Rams. All-pro eight times. First great NFL middle linebacker. "Created" the position switching from middle-guard in '54. Played in eight Pro Bowls. His jersey number 61 is retired.

HAROLD (RED) GRANGE, HB, inducted 1963. Played seven seasons with Bears: 1925, then 1929-34. Spent 1926-28 with own NY team. Showcasing the Galloping Ghost, Bears played 16 games from 11/26/25 to 1/31/26 from coast to coast posting 11-4-1 record. Made first all-Pro team 1931. His jersey number 77 is retired.

ED HEALEY, T, inducted 1964. Played for Bears five seasons from 1922 to 1927. First player purchased by Bears—from Rock Island where he played two seasons. Termed "the most versatile tackle of all time" by Halas. First president (1937) of Bear alumni association. College ball at Dartmouth. Wore jersey 16.

BILL HEWITT, E, inducted 1971. Played five seasons with Bears from 1932 to 1936 then four more seasons with Eagles. All-League in '33 and '34. Helmetless player who starred at Michigan. His number 56 is retired.

SID LUCKMAN, QB, inducted 1965. Played 12 seasons with Bears from 1939 to '50. Tailback at Columbia. All-Pro six times. Directed Bears to four NFL championships. Still leads NFL in percentage throws for TDs with 79%. 137 TDs. His number 42 is retired.

ROY (LINK) LYMAN, T, inducted 1964. Played seven seasons for Bears between 1926 and '34. Started pro career with Canton in 1922; college star at Nebraska. Played defense with stunting style setting trend for modern play. Wore five jersey numbers during career: 2, 11, 12, 14, 77.

GEORGE MCAFEE, HB, inducted 1966. Played eight seasons with Bears from 1940 to 1950 with time out for WWII. All-Pro in 1941. Held NFL punt return record until a few years ago with 12.78 yards a try. All-America at Duke. His jersey number 5 is retired.

GEORGE MUSSO, T-G, inducted 1982. Played for Bears from 1933 to 1944. All-Pro in 1935 as a tackle and in 1937 as a guard. College ball at Millikin. Wore jersey 16.

BRONKO NAGURSKI, FB-T, inducted 1963. Played nine seasons with Bears from 1930 to '37 and 1943 (after retiring). All-Pro three times, most punishing runner of all time. Minnesota all-America. Sixth on all-time Chicago rushing list. His jersey number 3 is retired. Also wore number 16.

GALE SAYERS, RB, inducted 1977. Played for Bears seven seasons from 1965 to '71. Unanimous all-NFL five times, NFL Rookie-of-the-Year 1965. Selected for Pro Bowl five times, played in four, most valuable overall player in three. Selected as all-time All-Pro. Set 23 Bear records and seven NFL records. Wore jersey number 40.

JOE STYDAHAR, T, inducted 1967. Played nine seasons with Bears from 1936 to 1946 with time out for WWII. First player ever drafted by Bears. Played at West Virginia. All-Pro four times. Played on three NFL champion teams. Wore jersey 13.

GEORGE TRAFTON, C, inducted 1964. Played 12 seasons with Bears from 1920 to '32 and never made a bad snap. College star at Notre Dame. First center to snap with one hand. Wore jersey 13.

CLYDE (BULLDOG) TURNER, C-LB, inducted 1966. Played 12 seasons with Bears from 1940 to '52 with all-pro honors six times as center. Made 17 interceptions as LB. Played in first two Pro Bowls ('51 & '52). All-America at Hardin-Simmons. His jersey number 66 is retired.

BEAR HISTORICAL HIGHLIGHTS

1920's

9/17/20—George Halas representing the Decatur Staleys meets with representatives of 12 other clubs at Ralph Hay's Hupmobile showroom in Canton, O., forming the American Professional Football Association—which later became the NFL. Membership is set at \$100.

1920—The Staleys shutout 12 of their 13 foes, lose only to the Chicago Cardinals (7-6 at Normal Park) and post a 10-1-2 record. Each player is paid \$1,900 for the season.

1921—Decatur Staley AC becomes Chicago Staleys, plays in Wrigley Field, and wins the APFA title with 9-1-1 record. A. E. Staley gives George Halas the Club with \$5,000 to keep the Staley name for the season. Halas makes Dutch Sternaman his partner.

1/28/22—Franchise renamed Chicago Bears.

11/27/22—First Chicago player deal: Bears buy tackle Ed Healey's contract from the Rock Island Independents for \$100—twice the going rate for a franchise that season.

12/7/24—Harold Red Grange signs with Bears and pro football leaves its cradle. His agent C.C. (Cash & Carry) Pyle negotiates a \$100,000 deal with the Bears.

11/26/25—Halas takes the Bears and Grange on a 16-game coast-to-coast tour that sees the club play 16 games from Nov. 26 through Jan. 31 interrupted by a two-week rest. The Bears post a 11-4-1 record during the incredible endurance.

11/26/25—Grange's first game. . . 36,000 see Bears and Cardinals go 0-0 in Wrigley Field with Grange held to 36 yards.

1/16/26—Grange gets 2 TDs as the Bears impress 75,000 in the LA Coliseum beating the LA Tigers 17-7.

3/1/26—Bears open Loop offices at 111 W. Washington.

1927—Playing for NY Yankees against Bears. Grange catches cleats in mud and claims "I was just another halfback after that."

1930's

1930—After a 4-8-2 1929 season, George Halas replaces himself as head coach with Ralph Jones. Jones posts a 24-10-7 record during his three seasons.

Bears and Cardinals play football's first indoor game on an 80-yard field at Chicago Stadium. It's an exhibition for unemployment relief.

11/16/31—New Yorkers (including Gov. Alfred E. Smith and Mayor Jimmy Walker) in field boxes at \$100 a seat watch Bears top Giants in Polo Grounds 12-6.

12/18/32—Bronko Nagurski hits Red Grange with a two-yard TD pass and the Bears top the Portsmouth Spartans 9-0 for the NFL championship. The game was played before 11,198 indoors at Chicago Stadium on an 80-yard field.

1932—Franchise loses \$18,000 prompting Dutch Sternaman to unload his half of the Bears to George Halas.

1933—George Halas returns as head coach and takes club out of town for training camp for the first time. University of Notre Dame is the host.

11/5/33—Boston Redskins delight home fans by whitewashing Bears 10-0 ending Chicago's 30-game unbeaten string.

12/17/33—Bears use rookie Jack Manders' accurate kicking for 11 points and defeat the Giants 23-21 in the NFL's first championship game.

1934—Halas University, the Bears alumni association begins. Annually, Bear veterans return during season for Homecoming Weekend.

—Bears hold training camp at Lane Tech High in the city.

8/31/34—A classic is born as 79,432 watch the NFL champion Bears held to a scoreless tie by the first College All-Star team in a game sponsored by Chicago Tribune Charities at Soldier Field.

12/2/34—Rookie Beattie Feathers becomes first pro back to rush for 1,000 yards with 1,004 to lead NFL.

12/9/34—Undefeated Bears slip before Giants in NFL title tilt at Polo Grounds 30-13 before 35,059. With Chicago leading 10-3 at the half, NY dons basketball sneakers and scores 27 points.

1935—Training camp is conducted at St. John's Military Academy in Delafield, Wis.

1936—Joe Stydahar, tackle, West Virginia, is the first Bear draft pick.

12/12/37—Bears win Western Division title but lose NFL Championship 28-21 to Redskins at Wrigley Field. Sammy Baugh hits 18 of 33 for 335 yards and 3 TDs. Jack Manders scores 15 of the Bears points. A Chicago player's share is \$127.78.

1940's

12/8/40—Ten Bears tally TDs as Chicago rips Washington 73-0 for the NFL title before 36,034 in D.C. The rout signals the beginning of pro football's modern era with the formal unveiling of the T-formation. The Bears got \$873 per man.

1941—Bears new fight song—"Bear Down Chicago Bears" is published.

12/14/41—Bears and Packers agree their playoff game should be played to a "sudden-death" finish in event of tie. NFL adopts "sudden-death" plan 1/24/42.

12/13/42—George Halas departs for the US Navy prior to the NFL title game which Chicago loses 14-6 in Washington. Bears score on Lee Artoe's 50-yard fumble return.

1943—Hunk Anderson and Luke Johnsos co-coach the wartime Bears for the next three seasons compiling a 15-11-2 record.

11/14/43—Sid Luckman becomes the first pro to pass for over 400 yards in a game. He hits the Giants with 433 yards and seven TDs.

12/26/43—The Bears blast Washington 41-21 in Wrigley Field for the NFL title before 34,320 fans. Sid Luckman throws five TD passes (2 each to Harry Clark and Dante Magnani). Bronko Nagurski scores his last Bear TD, a 3-yard run.

12/15/46—With George Halas around for the full season, the Bears whip the Giants 24-14 before a record NFL title crowd of 58,346 in the Polo Grounds. After opening with a 21-yard TD pass to Ken Kavanaugh, Sid Luckman gets the winning score on a 19-yard bootleg.

1948—Bears make the first trade for a draft choice then select QB Bobby Layne.

12/11/49—Johnny Lujack sets NFL passing record with 468 yards against the Cardinals.

1950's

12/17/50—Bears and Rams tie for Western Division title with 9-3 marks but Rams trip Bears in LA 24-14 breaking tie.

1956—Paddy Driscoll starts his two-year tour as head coach after George Halas retires for a third time. Driscoll's two teams own a 14-10-1 record.

12/30/56—Giants, with their sneakers again, trounce Chicago 47-7 before 56,836 in Yankee Stadium for NFL title.

11/2/58—Bears and Rams establish NFL attendance record drawing 90,833 paid in the L.A. Coliseum. Rams win 41-35.

1960's

10/22/61—Bears destroy the scorching 49er shotgun formation 31-0 with Bill George playing middle guard and the defensive line stunting.

12/29/63—Bears intercept five YA Title passes and capture NFL title from Giants 14-10 in Wrigley Field before 45,801 and closed circuit TV. Champs share \$5,899 per man. QB Billy Wade gets both TDs on 2-and 1-yard runs.

1964—Flanker Johnny Morris catches NFL record 93 passes.

1965—Bears set standard for draft by selecting LB Dick Butkus and RB Gale Sayers on first round. Rookie Sayers bursts into pro football with a NFL record 22 TDs.

11/25/65—Gale Sayers scores 6 TDs against 49ers.

1966—Gale Sayers sets NFL combined yards record with 2,440.

5/27/68—The all-time winningest coach in football history, George Halas, retires from coaching after 40 seasons with 326 wins, 150 defeats, 30 ties.

1970's

3/19/70—George Halas elected president of the National Football Conference as NFL-AFL merge.

6/16/70—Bear running back Brian Piccolo dies of cancer. Club establishes Piccolo Fund raising over \$1.5 million since for cancer fight.

12/13/70—Bears say goodbye to Wrigley Field trouncing Green Bay 35-17. They will make Soldier Field their home in 1971.

9/12/74—Jim Finks joins Bears as Vice President and General Manager after serving as Vikings' GM and NFL Management Council Advisor.

12/17/74—After three seasons and a League record of 11-30-1, Abe Gibrone departs as head coach.

12/31/74—Former NFL star linebacker Jack Pardee is named Bear head coach—the first non-Bear to hold the job in the history of the club.

7/12/75—Bears open training camp at Lake Forest College after 31 seasons of training in Rensselaer, Ind.

11/20/77—Enroute to leading the NFL in rushing with a Bear record 1,852 yards, Walter Payton dashes through Vikings in Soldier Field for a NFL record 275 yards.

12/18/77—A 28-yard FG by Bob Thomas with nine seconds left in overtime gives Bears a six-game win streak, their first playoff spot in 14 years with 9-5 record, and a 12-9 win over the Giants.

12/26/77—Bears finish season with 37-7 playoff loss at Dallas but set 28 team records and play before a home record 401,513 fans for seven Soldier Field dates.

1/19/78—With a three-year record of 20-22, Jack Pardees resigns to seek Redskin coaching job.

2/16/78—Neil Armstrong, defensive coordinator of the Minnesota Vikings, becomes head coach.

9/3/79—Bears occupy \$1.6 million new headquarters named Halas Hall on Lake Forest College campus.

12/16/79—Massive heart attack claims George (Mugs) Halas at 54. Bears go on to rout St. Louis 42-6 while Dallas tips Washington 35-34. The combination sends 10-6 Bears to NFC playoffs.

12/23/79—After leading 17-10 at half, Bears drop 27-17 wildcard game at Philadelphia.

1980's

10/6/80—In 23-0 whitewash of Tampa Bay at Soldier Field (113th in Club history), Payton rushes for 133 and gains 14 more receiving to raise lifetime combined yardage to 9,492 and break Sayers' Club record.

12/7/80—Bears whip Packers 61-7 at Soldier Field equaling Club record for points and setting new standards for first downs (33) and pass completion percentage (83.3%, 20 of 24). QB Vince Evans throws for 316—most by a Bear in 10 years.

1/4/82—After four seasons and League record of 30-3-4, Neil Armstrong departs as head coach.

1/20/82—Mike Ditka, assistant offensive coach of the Dallas Cowboys, becomes head coach.

8/24/83—Jim Finks resigns as the Club's General Manager after nine seasons.

10/5/83—Bears' founder and owner George Halas, names Jerry Vainisi as the club's General Manager.

10/31/83—Bears' founder and owner, George Halas dies at the age of 88.

11/11/83—Michael B. McCaskey becomes the Bears' 3rd president in the 65-year history of the franchise.

2/19/84—Rudy Custer, who served as business manager of the Bears for 38 years announces his retirement.

11/25/84—Bears defeat Vikings 34-3 at Minneapolis to clinch first divisional title ever.

12/30/84—Bears defeat Redskins 23-19 in divisional playoffs to advance to NFC Championship game. 49ers beat Bears, 23-0, in NFC final.

1985—Bears win first 12 games of season enroute to posting 15-1 regular season mark tying the most regular season wins by team in NFL history. Chicago claims second consecutive NFC Central title as club record 9 players are selected to Pro Bowl.

1/5/86—Bears host first playoff game since 1963 and shut-out New York Giants, 21-0, at Soldier Field.

1/12/86—Bears blank Los Angeles Rams, 24-0, in NFC Championship game and advance to Super Bowl XX to play New England Patriots.

1/26/86—Chicago sets seven Super Bowl records in first appearance including most points (46) and largest margin of victory (36) in 46-10 rout of Patriots. The game was witnessed by record-setting number of viewers via television worldwide and the Bears were greeted the next day by an estimated 500,000 people in ticker tape parade in downtown Chicago.

1987—Bears capture 3rd straight NFC Central title with 14-2 mark; defense allows NFL record-low 187 points. Bears lose opening round game of playoffs to Redskins, 27-13.

PLAYOFF HISTORY

1986 SUPER BOWL XX

Bears 46, Patriots 10

New Orleans' Superdome 73,818

January 26, 1986

BEARS13	10	21	2	—	46
PATRIOTS3	0	0	7	—	10

PATRIOTS — Franklin, 36-yard field goal, 4 plays/0 yards. **BEARS** — Butler, 28-yd. field goal, 8 plays/59 yards. **BEARS** — 24-yd. field goal, 7 plays/7 yards. **BEARS** — Suhey, 11-yd. run (Butler kick), 2 plays/13 yards. **BEARS** — McMahon, 2-yd. run (Butler kick), 10 plays/59 yards. **BEARS** — Butler, 24-yd. field goal, 11 plays/72 yds. **BEARS** McMahon, 1-yd. run (Butler kick) 9 plays/96 yds. **BEARS** — Phillips, 28-yd. interception return (Butler kick). **BEARS** — Perry, 1-yd. run (Butler kick), 6 plays/37 yards. **PATRIOTS** — Fryar, 8-yd. pass from Grogan (Franklin kick), 12 plays/76 yds. **BEARS** — Safety, Grogan tackled by Waechter in end zone.

Team Statistics	Patriots	Bears
First Downs12	23
Total Net Yards123	408
Rushes/Net Yards11/17	49/167
Net Passing116	241
Passes (Att/Com)36/17	24/12
Had Intercepted2	0
Punts/Average6/43.8	4/43.3
Return Yardage175	144
Penalties/Yards5/35	7/40
Fumbles/Lost4/4	3/2
Sacks/Yards3/15	7/61
Possession Time20:45	39:15

RUSHING

BEARS — Payton 22-61; Suhey 11-52; McMahon 5-14; Thomas 2-8; Gentry 3-15; Perry 1-1; Fuller 1-1; Sanders 4-15.

PATRIOTS — C. James 5-1; Hawthorne 1(-4); Collins 3-4; Weathers 1-3; Grogan 1-3.

RECEIVING

BEARS — Gault 4-129; Moorehead 2-22; Thomas 1-4; Suhey 1-24; Gentry 2-41; Margerum 2-36.

PATRIOTS — Collins 2-19; C. James 1-6; Morgan 7-70; Starring 2-39; Ramsey 2-16; Weathers 1-3; Fryar 2-24.

PASSING

BEARS — McMahon 12-20-256; Fuller 0-4-0; Perry 0-0-0.

PATRIOTS — Eason 0-6-0; Grogan 17-30-177.

INTERCEPTIONS

BEARS — Phillips 1-28; Morrissey 1-47.

SACKS

BEARS — Wilson 2-24; Marshall ½-5; Waechter 1-5 (safety); McMichael 1-5; Dent 1½-12; Hampton 1-10.

PATRIOTS — Owens 2-4; Thomas 1-11.

1985 CHAMPIONSHIP GAME

Bears 24, Rams 0

Soldier Field 63,522

January 12, 1986

RAMS0	0	0	0	—	0
BEARS10	0	7	7	—	24

BEARS — McMahon, 16-yd. run (Butler kick), 5 plays/56 yards. **BEARS** — Butler, 34-yd. field goal, 7 plays/33 yards. **BEARS** — Gault, 22-yd. pass from McMahon (Butler Kick) 9 plays/52 yds. **BEARS** — Marshall, 52-yd. fumble return (Butler kick).

Team Statistics	Rams	Bears
First Downs9	13
Total Net Yards130	232
Rushes/Net Yards26/86	33/91
Net Passing44	141
Passes (Att/Com)31/10	25/16
Had Intercepted1	0
Punts/Average11/39.2	10/36.3
Return Yardage92	40
Penalties/Yards4/25	6/48
Fumbles/Lost4/2	3/1
Sacks/Yards3/20	3/22
Possession Time25:33	34:27

RUSHING

BEARS — Payton 18-32; Suhey 6-23; McMahon 4-28; Thomas 3(-1); Gentry 2-9.

RAMS — Dickerson 17-46; Redden 9-40.

RECEIVING

BEARS — Moorehead 2-28; Gault 4-56; Payton 7-48; Wrightman 1-8; Suhey 1-7; McKinnon 1-17.

RAMS — Hunter 3-29; Brown 2-14; Dickerson 3-10; Ellard 1-5; Duckworth 1-8.

PASSING

BEARS — McMahon 16-25-164, 1 TD.

RAMS — Brock 10-31-66, 1 int.

INTERCEPTIONS

BEARS — Frazier 1(-3).

SACKS

BEARS — Perry 1-7; Dent 1-11; Hampton 1-4.

RAMS — Doss 1-7; Reed 2-13.

1985 NFC DIVISIONAL PLAYOFF**Bears 21, Giants 0****Soldier Field 62,076****January 5, 1986**

GIANTS 0 0 0 0 - 0
BEARS 7 0 14 0 - 21

BEARS — Gayle, 5-yd. fumble return (Butler kick).**BEARS** — McKinnon, 23-yd. pass from McMahon (Butler kick), 5 plays/41 yards. **BEARS** — McKinnon, 20-yd. pass from McMahon (Butler kick), 3 plays/64 yds.

Team Statistics	Giants	Bears
First Downs	10	17
Total Net Yards	181	363
Rushes/Net Yards	14/32	44/147
Net Passing	149	216
Passes (Att/Com)	35/14	21/11
Had Intercepted	0	0
Punts/Average	9/38.1	6/37.3
Return Yardage	104	48
Penalties/Yards	4/25	2/20
Fumbles/Lost	3/1	0/0
Sacks/Yards	0/0	6/60
Possession Time	22:46	37:14

RUSHING**BEARS** — Payton 27-93; Suhey 6-33; McMahon 5-18; Thomas 4-11; McKinnon 1(-7); Gentry 1(-1).**GIANTS** — Morris 12-32; Williams 1(-9); Galbreath 1-9.**RECEIVING****BEARS** — Payton 1-4; Gault 3-68; McKinnon 3-52; Suhey 2-5; Gentry 1-41; Wrightman 1-46.**GIANTS** — Carpenter 3-24; Bavaro 4-36; Adams 3-65; Johnson 1-17; McConkey 1-23; Galbreath 1-1; B. Williams 1-33.**PASSING****BEARS** — McMahon 11-21-216, 2 TD's**GIANTS** — Simms 14-15-209.**SACKS****BEARS** — Fencik 1-5; Singletary 1-11; Wilson ½-6; Dent 3½-38.**1984 NFC CHAMPIONSHIP****49ers 23, Bears 0****Candlestick Park, San Francisco 61,040****January 6, 1985**

BEARS 0 0 0 0 - 0
49ERS 3 3 7 10 - 23

49ER — Ray Wersching 21-yd FG; 4:28 elapsed, 10 plays, 73 yards. **49ERS** — Ray Wersching 22-yard FG; 5:17 elapsed, 13 plays, 65 yards. **49ERS** — Wendell Tyler 10-yard run (Wersching kick); 2:09 elapsed, 5 plays, 35 yards. **49ERS** — Fred Solomon 10-yard pass from Joe Montana (Wersching kick); 4:46 elapsed, 8 plays, 86 yards. **49ERS** — Ray Wersching 34-yard FG; 3:42 elapsed, 8 plays, 36 yards.

Team Statistics	49ers	Bears
First Downs	25	13
Total Net Yards	387	186
Rushes/Net Yards	29/159	32/149
Net Passing	228	37
Passes (Att/Com)	35/19	22/13
Had Intercepted	2	1
Punts/Average	3/39.0	7/43.1
Return Yardage	84	84
Penalties/Yards	3/20	7/50
Fumbles/Lost	1/0	1/0
Sacks/Yards	9/50	3/8
Possession Time	28:07	31:53

RUSHING**BEARS** — Payton 22-92; Fuller 6-39; Suhey 3-16; C. Thomas 1-2.**49ERS** — Tyler 10-68; Craig 8-44; Montana 5-22; Harmon 3-18; Ring 2-5; Cavanaugh 1-2.**RECEIVING****BEARS** — Suhey 4-11; McKinnon 3-48; Payton 3-11; Moorehead 2-14; Dunsmore 1-3.**49ERS** — Solomon 7-73; D. Clark 4-83; Wilson 2-25; Tyler 2-22; Francis 2-20; Nehemiah 1-10; Harmon 1-3.**PASSING****BEARS** — Fuller 13-22-87, 1 int.**49ERS** — Montana 18-34-233, 1 TD, 2 int.; Cavanaugh 1-1-3.**INTERCEPTIONS****BEARS** — Fencik 2-5.**49ERS** — Hicks 1-0.**SACKS****BEARS** — Wilson 1-2; Keys 1-0; McMichael ½-3; Hampton ½-3.**49ERS** — Carter 2-8; Johnson 2-19; Board 1-8; Dean 1-4; Pillers ½-0; Williamson ½-0; Team 1-9.

1984 DIVISIONAL PLAYOFF**Bears 23, Redskins 19**

RFK Stadium, Washington 55/431

December 30, 1984

BEARS0 10 13 0 — 23
REDSKINS3 0 14 2 — 19

REDSKINS — Mark Moseley 25-yd. FG; 7:03 elapsed, 13 plays, 56 yards. **BEARS** — Bob Thomas, 34-yard FG; 3:31 elapsed, 6 plays, 46 yards. **BEARS** — Pat Dunsmore 19-yd. pass from Walter Payton (Thomas kick); 13:00 elapsed, 6 plays, 65 yards. **BEARS** — Willie Gault 75-yd. pass from Steve Fuller (kick failed); :26 elapsed, 2 plays, 80 yards. **REDSKINS** — John Riggins 1-yd. run (Moseley kick); 5:25 elapsed, 10 plays, 74 yards. **BEARS** — Dennis McKinnon 16-yd. pass from Fuller (Thomas kick); 10:55 elapsed, 9 plays, 77 yards. **REDSKINS** — John Riggins 1-yd. run (Moseley kick); 14:55 elapsed, 5 plays, 36-yards. **REDSKINS** — Finzer takes safety; 6:53 elapsed.

Team Statistics	Redskins	Bears
First Downs	22	13
Total Net Yards	336	310
Rushes/Net Yards	27/93	35/114
Net Passing	243	196
Passes (Att/Com)	42/22	17/10
Had Intercepted	1	0
Punts/Average	5/36.8	5/39.4
Return Yardage	29	17
Penalties/Yards	7/55	6/34
Fumbles/Lost	3/2	2/1
Sacks/Yards	5/34	7/49
Possession Time	29:36	30:24

RUSHING

BEARS — Payton 24-104; Suhey 77; Fuller 2-5; Thomas 1-5; Finzer 1(-7).

REDSKINS — Riggins 21-50; Theismann 5-38; Washington 1-5.

RECEIVING

BEARS — McKinnon 4-72; Gault 1-75; Suhey 1-33; Dunsmore 1-19; C. Thomas 1-13; Payton 1-12; Moorehead 1-6.

REDSKINS — Monk 10-122; Muhammad 5-62; Didier 4-85; Washington 2-12; Warren 1-11.

BEARS — Fuller 9-15-211, 2 TD; Payton 1-2-19.

REDSKINS — Theismann 22-42-292, 1 int.

INTERCEPTIONS

BEARS — Richardson 1-0.

SACKS

BEARS — Dent 3-23; Hampton 2-15; McMichael 1-6; Waechter 1-5.

REDSKINS — Milot 3½-20; Manley 1-6; Grant ½-8.

1979 WILDCARD PLAYOFF**Eagles 27, Bears 17**

Veterans Stadium, Philadelphia 69,397

December 23, 1979

BEARS7 10 0 0 — 17
EAGLES7 3 7 10 — 19

EAGLES — Harold Carmichael 17 pass from Ron Jaworski (Tony Franklin kick); 4:03 elapsed, 5 plays/26 yards. **BEARS** — Walter Payton 2 run (Bob Thomas kick); 14:16 elapsed, 11 plays 82 yards. **EAGLES** — Franklin 29 FG; 5:23 elapsed, 12 plays/59 yards. **BEARS** — Payton 1 run (Thomas kick); 12:56 elapsed, 5 plays/47 yards. **BEARS** — Thomas 30 FG; 14:09 elapsed, 4 plays/3 yards. **EAGLES** — Carmichael 29 pass from Jaworski (Franklin kick); 8:08 elapsed, 6 plays/67 yards. **EAGLES** — Billy Campfield 63 pass from Jaworski (Franklin kick); 2:36 elapsed, 6 plays/80 yards. **EAGLES** — Franklin 34 FG; 9:20 elapsed, 6 plays/15 yards.

Team Statistics	Eagles	Bears
First Downs	18	15
Total Net Yards	315	241
Rushes/Net Yards	37/139	29/99
Net Passing	176	142
Passes (Att/Com)	23/12	30/13
Had Intercepted	1	2
Punts/Average	4/40.5	6/39.8
Return Yardage	132	149
Penalties/Yards	4/46	4/35
Possession Time	31:23	28:37

RUSHING

BEARS — Williams 10-23; Payton 16-67; McClendon 2-6; Phipps 1-3.

EAGLES — Montgomery 26-87; Leroy Harris 8-33; Jaworski 3-19.

PASSING

BEARS — Phipps 13 of 30 for 142, 0 TD, 2 int.

EAGLES — Jaworski 12 of 23 for 204, 3 TD, 1 int.

RECEIVING

BEARS — Williams 2-4; Baschnagel 3-38; Payton 3-52; Latta 2-6; Watts 3-42.

EAGLES — Carmichael 6-111; Campfield 2-70; Charles Smith 1-8; Harris 1-15; Montgomery 2-0.

INTERCEPTIONS

BEARS — Allan Ellis 1-25.

EAGLES: Bobby Howard 1-0; Edwards 1-5.

SACKS

BEARS — Dan Hampton 2-18; Mike Hartenstine 1-10.

EAGLES — John Bunting ½-0; Charlie Johnson ½-0.

1977 DIVISIONAL PLAYOFF**Cowboys 37, Bears 7****Texas Stadium, Dallas 64,758****December 26, 1977**

BEARS 0 0 0 7 — 7
COWBOYS 7 10 17 3 — 37

COWBOYS — Doug Dennison, 2 run (Ehren Herrera kick). **COWBOYS** — Billy Joe DePree, 28 pass from Roger Staubach (Herrera Kick).

COWBOYS — Herrera, 21 FG. **COWBOYS** — Tony Dorsett, 23 run (Herrera kick). **COWBOYS** — Herrera, 31 FG. **COWBOYS** — Dorsett, 7 run (Herrera kick). **COWBOYS** Herrera, 27 FG.

BEARS — Steve Schubert, 34 pass from Bob Avellini (Bob Thomas kick).

Team Statistics	Cowboys	Bears
First Downs	20	15
Total Net Yards	365	224
Rushes/Net Yards	48/233	27/81
Net Passing	132	143
Passes (Att/Com)	14/8	25/15
Had Intercepted	1	4
Punts/Average	3/37.0	6/43.4
Return Yardage	158	177
Penalties/Yards	3/35	4/43
Fumbles/Lost	2/2	3/3
Possession Time	33:21	26:39

RUSHING

BEARS — Walter Payton 19-60; Roland Harper 5-11; Robin Earl 2-6; Bob Avellini 1-4.

COWBOYS — Tony Dorsett 17-85; Robert Newhouse 16-80; Doug Dennison 8-40; Roger Staubach 4-25; Larry Brinson 3-3.

PASSING

BEARS — Avellini 15 of 25 for 177, 1 TD, 4 int.

COWBOYS — Staubach 8 of 13 for 134, 1 TD, 1 int.; Danny White 0 of 1 for 0, 0 TD, 1 int.

RECEIVING

BEARS — Steve Schubert 5-69; Payton 3-33; James Scott 3-29; Greg Latta 2-25; Earl 1-15; Harper 1-6.

COWBOYS — Drew Pearson 2-38; Dorsett 2-37; Dupree 1-28; Newhouse 1-13; Golden Richards 1-12; Brinson 1-6.

INTERCEPTIONS

BEARS — Virgil Livers 1-8.

COWBOYS — Waters 3-53; Lewis 1-23.

SACKS

BEARS — Jerry Meyers 1-2; Doug Buffone 1-0.

COWBOYS — Thomas Henderson 1-13; Ed Jones 1-11; Harvey Martin 1-10.

1963 NFL CHAMPIONSHIP**Bears 14, Giants 10****Wrigley Field, Chicago 45,801****December 29, 1963**

BEARS 7 0 7 0 — 14
GIANTS 7 3 0 0 — 10

GIANTS — Frank Gifford, 14 pass from Y. A. Tittle (Don Chandler kick). **BEARS** — Bill Wade, 2 run (Bob Jencks kick). **GIANTS** — Chandler, 13 FG. **BEARS** — Wade, 1 run (Jencks kick).

The temperature was 11 but the Bear defense was hot intercepting 5 passes, 2 setting up TDs. QB Y. A. Tittle played the second half with a strained knee incurred on a tackle by Bear LB Larry Morris.

The Bears scored their 1st TD after a Morris interception return to New York's 5. The 2nd TD followed an interception of another screen pass, this by DE Ed O'Bradovich, who returned the ball to the Giant 14.

Team Statistics	Giants	Bears
First Downs	17	14
Total Net Yards	268	222
Rushes/Net Yards	38/128	31/93
Net Passing	140	129
Passes (Att/Com)	30/11	28/10

RUSHING

BEARS — Ron Bull 13-42; Bill Wade 8-34; Willie Galimore 7-12; Joe Marconi 3-5.

GIANTS — Joe Morrison 18-61; Phil King 9-39; Hugh McElhenny 7-19; Alex Webster 3-7; Tittle 1-2.

PASSING

BEARS — Wade 10 of 28 for 138, 0 TD, 0 int.

GIANTS — Tittle 11 of 29 for 147, 1 TD, 4 int.; Glynn Griffing 0 of 1 for 0, 0 TD, 0 int.

RECEIVING

BEARS — Marconi 3-64; Mike Ditka 3-38; Johnny Morris 2-19; Angelo Coia 1-22; Bull 1-(-5).

GIANTS — Frank Gifford 3-45; Morrison 3-18; Aaron Thomas 2-46; McElhenny 2-20; Webster 1-18.

INTERCEPTIONS

BEARS — Larry Morris 1-61; Ed O'Bradovich 1-10; Bennie McCrae 1-0; Richie Petitbon 1-0; Dave Whitsell 1-0.

GIANTS — None.

1956 NFL CHAMPIONSHIP**Giants 47, Bears 7****Yankee Stadium, New York 56,836****December 30, 1956**

BEARS0 7 0 0 — 7

GIANTS13 21 6 7 — 47

GIANTS — Mel Triplett, 17 run (Ben Agajanian kick). GIANTS — Agajanian, 17 FG. GIANTS — Agajanian, 43 FG. GIANTS — Alex Webster, 3 run (Agajanian kick). BEARS — Rick Casares, 9 run (George Blanda kick). GIANTS — Webster, 1 run (Agajanian kick). GIANTS — Henry Moore, fell on ball in end zone after Ray Beck blocked Ed Brown's punt (Agajanian kick). GIANTS — Kyle Rote, 9 pass from Charlie Conerly (kick failed). GIANTS — Frank Gifford, 14 pass from Conerly (Agajanian kick).

Gene Filipski returned George Blanda's opening kickoff 53 yards to signal the rout.

1950 CONFERENCE CHAMPIONSHIP**Rams 24, Bears 14****Los Angeles Coliseum 83,501****December 17, 1950**

BEARS0 7 0 7 — 14

RAMS3 14 7 0 — 24

RAMS — Bob Waterfield, 43 FG. BEARS — Al Campana, 23 run (Johnny Lujack kick). RAMS — Tom Fears, 43 pass from Waterfield (Waterfield kick). RAMS — Fears, 68 pass from Waterfield (Waterfield kick). RAMS — Fears, 27 pass from Waterfield (Waterfield kick). BEARS — Fred Morrison, 4 run (Lujack kick).

Rams' quarterback Bob Waterfield, unable to practice all week because of flu, came off the bench late in the 1st quarter to throw 3 TD passes to Tom Fears on an 84-degree afternoon.

1946 NFL CHAMPIONSHIP**Bears 24, Giants 14****Polo Grounds, New York 58,346****December 15, 1946**

BEARS14 0 0 10 — 24

GIANTS7 0 7 0 — 14

GIANTS — Ken Kavanaugh, 21 pass from Sid Luckman (Frank Maznicki kick). BEARS — Dante Magnani, 19 interception return (Maznicki kick).

GIANTS — Frank Liebel, 38 pass from Frank Filchok (Ken Strong kick). GIANTS — Steve Filipowicz, 5 pass from Filchok (Strong kick). BEARS — Luckman, 19 run (Maznicki kick). BEARS — Maznicki, 26 FG.

With the score tied 14-14, the Bears won it on Sid Luckman's bootleg early in the fourth quarter. Scoring his only touchdown of 1946, Luckman shook off a tackler at the 10 and got blocks from C Bulldog Turner and G Ray Bray.

1943 NFL CHAMPIONSHIP**Bears 41, Redskins 21****Wrigley Field, Chicago 34,320****December 26, 1943**

BEARS0 14 13 14 — 41

REDSKINS0 7 7 7 — 21

REDSKINS — Andy Farkas, 1 run (Bob Masterson kick). BEARS — Bronko Nagurski, 3 run (Bob Snyder kick). BEARS — Harry Clark, 31 pass from Sid Luckman (Snyder kick). BEARS — Dante Magnani, 36 pass from Luckman (Snyder kick). BEARS — Magnani, 66 pass from Luckman (kick failed). REDSKINS — Farkas, 17 pass from Sammy Baugh (Masterson kick). BEARS — Jim Benton, 26 pass from Luckman (Snyder kick). BEARS — Clark, 16 pass from Luckman (Snyder kick). REDSKINS — Joe Aguirre, 25 pass from Baugh (Aguirre kick).

Idle for 29 days after clinching the NFL West, the Bears went 67 and 55 yards for touchdowns after the Washington score to take a 14-7 lead.

1942 NFL CHAMPIONSHIP**Redskins 14, Bears 6****Griffith Stadium, Washington 36,006****December 13, 1942**

BEARS0 6 0 0 — 6

REDSKINS0 7 7 0 — 14

BEARS — Lee Artoe, 50 fumble return (kick failed). REDSKINS — Wilbur Moore, 38 pass from Sammy Baugh (Bob Masterson kick). REDSKINS — Andy Farkas, 1 run (Masterson kick).

Chicago took a 6-0 lead when Lee Artoe, a 230-pound tackle, ran 50 yards for a TD with a George Wilson forced fumble by Dick Todd. The Redskins countered with a 42-yard game-winning march.

1941 NFL CHAMPIONSHIP
Bears 37, Giants 9
 Wrigley Field, Chicago 13,341
 December 21, 1941

BEARS 3 6 14 14 — 37
GIANTS 6 0 0 3 — 9

BEARS Bob Snyder, 14 FG. **GIANTS** — George Franck, 31 pass from Tully Leemans (kick failed). **BEARS** — Snyder, 39 FG. **BEARS** — Snyder, 37 FG. **GIANTS** — Ward Cuff, 16 FG. **BEARS** — Norm Standlee, 7 run (Joe Maniaci kick). **BEARS** — George McAfee 5 run (Lee Artoe kick). **BEARS** — Ken Kavanaugh, 42 fumble return (Ray McLean kick).

Chicago ran 53 offensive plays (compared to 10 for NY) but only had a 3-point halftime lead.

The Bears 3 TD drives covered 71, 66, and 54 yards. Chicago had a 389-157 yardage advantage, held the Giants to 8 first downs and had 3 interceptions.

1941 CONFERENCE CHAMPIONSHIP
Bears 33, Packers 14
 Wrigley Field, Chicago 43,425
 December 14, 1941

BEARS 6 24 0 3 — 33
PACKERS 7 0 7 0 — 14

PACKERS — Clarke Hinkle, 1 run (Don Hutson kick). **BEARS** — Hugh Gallarneau, 81 punt return (kick blocked). **BEARS** — Bob Snyder, 24 FG. **BEARS** — Norm Standlee, 3 run (Joe Stydahar kick). **BEARS** — Standlee, 2 run (Stydahar kick). **BEARS** — Bob Swisher, 9 run (Stydahar kick). **PACKERS** — Hal Van Every, 10 pass from Cecil Isbell (Hutson kick). **BEARS** — Snyder, 26 FG.

A brilliant sun couldn't melt the snow that framed the playing area on a 16-degree day at Wrigley Field, where Hugh Gallarneau's 81-yard punt return for a TD signaled 30 unanswered points for Chicago. Gallarneau had fumbled the opening kickoff, setting up a 5-play, 18-yard drive that put the Packers ahead 7-0.

The playoff was the 1st conducted with rules allowing for sudden death overtime.

1940 NFL CHAMPIONSHIP
Bears 73, Redskins 0
 Griffith Stadium, Washington 36,034
 December 8, 1940

BEARS 21 7 26 19 — 73
REDSKINS 0 0 0 0 — 0

BEARS — Bill Osmanski, 68 run (Jack Manders kick). **BEARS** — Sid Luckman, 1 run (Bob Snyder kick). **BEARS** — Joe Maniaci, 42 run (Phil Martinovich kick). **BEARS** — Ken Kavanaugh, 30 pass from Luckman (Snyder kick). **BEARS** — Hampton Pool, 15 interception return (Dick Plasman kick). **BEARS** — Ray Nolting, 23 run (kick failed). **BEARS** — George McAfee, 34 interception return (Joe Stydahar kick). **BEARS** — Bulldog Turner, 24 interception return (kick failed). **BEARS** — Harry Clark, 44 run (kick failed). **BEARS** — Gary Famiglietti, 2 run (Maniaci pass from Saul Sherman). **BEARS** — Clark, 1 run (pass failed).

Team Statistics	Redskins	Bears
First Downs	17	17
Total Net Yards	245	501
Rushes/Net Yards	14/22	50/382
Net Passing	223	119
Passes (Att/Com)	51/20	10/7

RUSHING

BEARS — Osmanski 10-109; Clark 8-73; Nolting 13-68; Maniaci 6-60; McAfee 7-33; Ray McLean 2-22; Famiglietti 4-20; Bob Nowaskey 1-6; Luckman 1-1; Manders 2-1; Sherman 1-(-6); Snyder 1-(-5).

REDSKINS — Filchock 2-20; Seymour 4-16; Justice 1-1; Johnston 5-0; Zimmerman 2-(-15).

PASSING

BEARS — Luckman 3 of 4 for 88, 1 TD, 0 int. Snyder 3 of 31, 0 TD, 0 int. Sherman 1 of 2 for 0, 0 TD, 0 int. McAfee 0 of 1, 0 TD, 0 int.

REDSKINS — Sammy Baugh 9 of 16 for 91, 0 TD, 2 int. Filchock 8 of 23 for 101, 0 TD, 4 int. Zimmerman 3 of 12 for 34, 0 TD, 2 int.

RECEIVING

BEARS — Maniaci 3-39; Kavanaugh 2-32; Bob Swisher 1-35; Joe Mihal 1-13.

REDSKINS — Wayne Millner 5-84; Bob Masterson 3-33; Jim Johnston 3-15; Charley Malone 2-58; Bob Hoffman 2-6; Andy Farkas 1-14; Wilbur Moore 1-8; Seymour 1-7; Justice 1-3; Bob McChesney 1-(-5).

INTERCEPTIONS

BEARS — Maniaci 2-26; McAfee 1-35; Turner 1-20; Pool 1-15; Nolting 1-10; McLean 1-0; Osmanski 1-0.

1937 NFL CHAMPIONSHIP
Redskins 28, Bears 21
Wrigley Field, Chicago 15,870
December 12, 1937

BEARS	7	7	7	0	—	21
REDSKINS	7	0	7	14	—	28

REDSKINS — Cliff Battles, 7 run (Riley Smith kick). BEARS — Jack Manders, 10 run (Manders kick). BEARS — Manders, 37 pass from Bernie Masterson (Manders kick). REDSKINS — Wayne Millner, 55 pass from Sammy Baugh (Smith kick). BEARS — Edgar Manske, 3 pass from Masterson (Manders kick). REDSKINS — Millner, 78 pass from Baugh (Smith kick). REDSKINS — Ed Justice, 35 pass from Baugh (Smith kick).

In 15-degree temperatures and on an icy field, the Redskins scored twice in the last 9 minutes for a come-from-behind win.

Sammy Baugh's 78-yard pass to Wayne Millner came on the 1st play after a Bear punt. The game winning drive covered 80 yards in 11 plays with Baugh hitting Ed Justice for the game winning 35-yard TD.

1934 NFL CHAMPIONSHIP
Giants 30, Bears 13
Polo Grounds, New York 35,059
December 9, 1934

BEARS	0	10	3	0	—	13
GIANTS	3	0	0	27	—	30

GIANTS — Ken Strong, 38 FG. BEARS — Bronko Nagurski, 1 run (Jack Manders kick). BEARS — Manders, 17 FG. BEARS — Manders, 24 FG. GIANTS — Ike Frankian, 28 pass from Ed Danowski (Strong kick). GIANTS — Strong, 42 run (Stong kick). GIANTS — Strong, 11 run (kick failed). GIANTS — Danowski, 9 run (Molenda kick).

In the "sneakers game," the Giants switched from football shoes at halftime to combat a frozen field in the Polo Grounds.

The comeback did not begin until well into the final period when rooked singlewing tailback Ed Danowski threw a 28-yard touchdown pass to Malcolm (Ike) Frankian to make the score 13-10.

1933 NFL CHAMPIONSHIP
Bears 23, Giants 21
Wrigley Field, Chicago 26,000
December 17, 1933

BEARS	3	3	10	7	—	23
GIANTS	0	7	7	7	—	21

BEARS — Jack Manders, 16 FG. BEARS — Manders, 40 FG. GIANTS — Red Badgro, 29 pass from Harry Newman (Ken Strong kick). BEARS — Manders, 28 FG. GIANTS — Max Krause, 1 run (Strong). BEARS — Bill Karr, 8 pass from Bronko Nagurski (Manders kick). GIANTS — Strong, 8 pass from Newman (Strong kick). BEARS — Karr, 19 lateral from Bill Hewitt after 14 pass from Nagurski (Carl Brumbaugh kick).

The Bears winning drive started with 3 minutes left after an 8-yard (Giants') Ken Strong punt. Chicago took over on New York's 46-yard line. Keith Molesworth passed 9 yards to Carl Brumbaugh. Bronko Nagurski, the Bears' leading rusher with 65 yards in 14 carries, gained 4 to the 33. On the next play, Nagurski threw a jump pass to Bill Hewitt. Hewitt gained 14 yards and lateraled to Bill Karr who covered the remaining 19.

1932 NFL CHAMPIONSHIP
Bears 9, Portsmouth Spartans 0
Chicago Stadium, 11,198
December 18, 1932

BEARS	0	0	0	9	—	9
SPARTANS	0	0	0	0	—	0

BEARS — Red Grange 2 pass from Bronko Nagurski (Tiny Engebretsen kick). BEARS — Portsmouth fumble rolled out of the endzone for an automatic safety.

Super Bowls played indoors are common now. But when the Bears met the Portsmouth Spartans (now Detroit Lions) indoors to settle the 1932 NFL championship... man bites dog.

Snow and minus 30 temperatures forced the game from Wrigley Field to Chicago Stadium — now home to the Chicago Bulls and Blackhawks — where dirt was hauled in to make an 80-yard field.

The field and its proximity to the concrete stands brought about the use of hashmarks for starting scrimmage rather than from where the ball was downed.

STADIUM CODES

A	Atlanta Fulton Co. Stadium
AK	Akron Rubber Bowl
AN	Anaheim Stadium
BF	Rich Stadium, Buffalo
BK	Baker Bowl, Philadelphia
BL	Memorial Stadium, Baltimore
BO	Fenway Park, Boston
BR	Ebbets Field, Brooklyn
CI	Riverfront Stadium, Cincinnati
CL	Memorial Stadium, Cleveland
CM	Corniskey Park, Chicago
CR	Crosley Field, Cincinnati
CS	Chicago Stadium
D	Briggs Stadium, Detroit
DA	Cotton Bowl, Dallas
DC	DC Stadium (RFK Stadium), Washington D.C.
DN	Niile High Stadium, Denver
DS	Dyche Stadium, Northwestern Univ.
FB	Forbes Field, Philadelphia
FR	Franklin Field, Univ. of Penn
GB	City Stadium, Green Bay
H	Astrodome, Houston
HG	Hagermeister Park, Green Bay
KC	Arrowhead Stadium, Kansas City
KZ	Kezar Stadium, San Francisco
LA	Memorial Coliseum, Los Angeles
LM	Lambeau Field, Green Bay
M	Metrodome, Minneapolis
MI	Orange Bowl, Miami
ML	Milwaukee County Stadium
MN	Metropolitan Stadium, Minneapolis
MP	Mills Park, Chicago
NJ	Meadowlands, East Rutherford, NJ
NO	Superdome, New Orleans
NP	Normal Park, Chicago
NY	Yankee Stadium, New York
O	Oakland-Alameda Co. Coliseum
P	Pontiac Silverdome
PG	Polo Grounds, New York
PH	Municipal Stadium, Philadelphia
PI	Forbes Field, Pittsburgh
PO	Portsmouth, OH
RK	Rock Island, IL
S	Soldier Field, Chicago
SD	San Diego Jack Murphy Stadium
SE	Seattle Kingdome
SF	Candlestick Park, San Francisco
SH	Shibe Park, Philadelphia
SI	Staten Island, NY
SL	Busch Stadium, St. Louis
TB	Tampa Stadium
TL	Tulane Stadium, New Orleans
TR	Three Rivers Stadium, Pittsburgh
TX	Texas Stadium, Irving, TX
UD	University of Detroit Stadium
V	Veterans Stadium, Philadelphia
W	Wrigley Field, Chicago
WA	Griffith Stadium, Washington D.C.

ALL-TIME SEASON SCORES

1920 (10-1-2, .909)

George S. Halas, Ed Sternaman - Coaches	Beats	Opp.
Wolverine	20	0
Lawrence	27	0
Rock Island Independents	10	0
Chicago Tigers	10	0
Rockford	29	0
Champaign	29	0
Hammond	28	0
Rock Island Independents	0	0
Minneapolis Maroons	3	0
Chicago Tigers	6	0
Chicago Cardinals	NP	6
Chicago Cardinals	W	10
Akron Indians	H	0
	166	7

1921 (10-1-1, .909)

George S. Halas, Ed Sternaman - Coaches	Beats	Opp.
Waukegan	35	0
Rock Island Independents	14	0
Rockford Maroons	16	13
DuSoy Trainers	0	0
Detroit Maroons	20	9
Rock Island Independents	3	0
Cleveland Tigers	22	7
Buffalo All-Stars	6	7
Green Bay Packers	W	20
Buffalo All-Stars	10	7
Canton Bulldogs	10	0
Chicago Cardinals	W	0
	163	43

1922 (9-3, .750)

George S. Halas, Ed Sternaman - Coaches	Beats	Opp.
Racine Legion	6	0
Rock Island Independents	10	0
Rockford Maroons	0	0
Buffalo All-Americans	7	0
Canton Bulldogs	6	4
DuSoy Trainers	9	0
Thayer's Indians	11	6
Rock Island Independents	3	0
Akron Indians	20	10
Chicago Cardinals	CM	0
Toledo Maroons	22	0
Chicago Cardinals	CM	11
	123	44

1923 (9-2-1, .818)

George S. Halas, Ed Sternaman - Coaches	Beats	Opp.
Rock Island Independents	0	3
Racine Maroons	1	2
Green Bay Packers	GB	3
Buffalo All-Americans	18	1
Canton Bulldogs	0	6
Orange Indians	26	0
Akron Indians	20	6
Rock Island Independents	11	3
Hammond Pros	14	7
Chicago Cardinals	3	0
Rock Island Independents	24	7
Milwaukee Badgers	7	7
	131	42

1924 (6-1-4, .857)

George S. Halas, Ed Sternaman - Coaches	Beats	Opp.
Rock Island Independents	RA	0
Racine Legion	W	10
Chicago Cardinals	W	6
Frankford Yellowjackets	W	33
Rock Island Independents	W	3
Columbus Tigers	W	12
Racine Legion	W	3
Green Bay Packers	W	3
Chicago Cardinals	CM	21
Milwaukee Badgers	W	31
Frankford Yellowjackets	W	13
	145	46

1925 (9-5-3, .643)

George S. Halas, Ed Sternaman - Coaches	Beats	Opp.
Rock Island Independents	0	0
Green Bay Packers	GB	10
Detroit Panthers	0	0
Hammond Pros	28	7
Cleveland Bulldogs	7	0
Chicago Cardinals	CM	0
Rock Island Independents	0	0
Frankford Yellowjackets	14	1
Detroit Panthers	14	1
Green Bay Packers	W	21
Chicago Cardinals	W	0
Columbus Tigers	14	13
Frankford Yellowjackets	14	7
New York Giants	PG	19
Providence Steam Roller	6	9
Detroit Panthers	0	21
New York Giants	W	0
	158	94

1926 (12-1-3, .923)

George S. Halas, Ed Sternaman - Coaches	Beats	Opp.
Milwaukee Badgers	10	7
Green Bay Packers	GB	6
Detroit Panthers	10	4
New York Giants	W	0
Chicago Cardinals	W	16
Duluth Eskimos	24	6
Akron Indians	11	0
Louisville Colonels	14	1
Chicago Cardinals	W	10
Milwaukee Badgers	10	7
Green Bay Packers	W	19
Chicago Cardinals	W	0
Canton Bulldogs	15	0
Frankford Yellowjackets	6	7
Pittsville Maroons	9	7
Green Bay Packers	W	3
	216	63

1927 (9-3-2, .750)

George S. Halas, Ed Sternaman - Coaches	Beats	Opp.
Chicago Cardinals	NP	0
Green Bay Packers	GB	7
New York Yankees	12	3
Cleveland Bulldogs	14	12
DuSoy Trainers	14	6
New York Yankees	6	26
Frankford Yellowjackets	0	0
Providence Steam Roller	0	0
Pittsville Maroons	10	6
Green Bay Packers	W	14
New York Giants	PG	7
Chicago Cardinals	W	0
Frankford Yellowjackets	9	0
Duluth Eskimos	27	0
	190	84

1928 (7-5-1, .636)

George S. Halas - Coach		Bears	Opp.
Ed Sternaman - Coaches			
Chicago Cardinals	(AP)	15	0
Green Bay Packers	(GB)	12	12
Minneapolis Marines		12	6
New York Giants	(NY)	13	0
Green Bay Packers	(WB)	6	16
Detroit Wolverines		0	6
New York Yankees		27	0
Detroit Tigers		27	0
Pittsburgh Pirates		13	6
Chicago Cardinals	(W)	0	34
Frankford Yellowjackets		28	6
Green Bay Packers	(W)	0	6
Frankford Yellowjackets		0	19
		151	111

1932 (7-1-6, .875)

Ralph Jones - Coach		Bears	Opp.
5-25 Green Bay Packers	(GB)	0	0
0-2 St. Louis Cardinals	(SL)	0	0
0-9 Chicago Cardinals	(W)	0	0
0-28 Green Bay Packers	(W)	0	2
0-28 St. Louis Cardinals	(PG)	27	7
0-30 Boston Redskins	(PG)	26	9
N-6 New York Giants	(NY)	13	13
N-11 Portsmouth Spartans	(NY)	20	0
N-20 Brooklyn Dodgers	(W)	34	0
N-24 Chicago Cardinals	(W)	6	0
N-24 Portsmouth Spartans	(W)	9	0
D-4 New York Giants	(W)	6	0
D-11 Green Bay Packers	(W)	9	0
		151	44

NFL CHAMPIONSHIP

D-18 Portsmouth Spartans (CN) 9-0
 Played on 80-yard field in Chicago Stadium

1936 (9-3, .750)

George S. Halas - Coach		Bears	Opp.
5-20 Green Bay Packers	(GB)	30	1
5-27 Philadelphia Eagles	(PH)	17	0
0-4 Pittsburgh Pirates	(PI)	27	9
0-11 Chicago Cardinals	(W)	7	1
0-18 Pittsburgh Pirates	(W)	26	7
0-25 Detroit Lions	(W)	12	10
N-1 Green Bay Packers	(W)	10	27
N-1 New York Giants	(PG)	25	7
N-13 Boston Redskins	(BO)	26	0
N-22 Philadelphia Eagles	(PH)	28	7
N-26 Detroit Lions	(LD)	7	13
N-29 Chicago Cardinals	(W)	7	14
		222	94

1929 (4-9-2, .308)

George S. Halas		Bears	Opp.
Ed Sternaman - Coaches			
Minneapolis Marines		19	6
Green Bay Packers	(GB)	0	23
Minneapolis Marines		7	6
Buffalo Bisons		16	2
Chicago Cardinals	(W)	0	0
Minneapolis Redjackets		27	0
New York Giants	(NY)	14	26
Green Bay Packers	(W)	0	14
Frankford Yellowjackets		14	20
New York Giants	(PG)	0	34
Buffalo Bisons	(M)	6	19
Chicago Cardinals	(M)	6	43
Frankford Yellowjackets		0	0
Green Bay Packers	(W)	0	25
New York Giants	(W)	9	14
		119	227

1933 (10-2-1, .833)

George S. Halas - Coach		Bears	Opp.
5-24 Green Bay Packers	(GB)	14	7
0-1 Boston Redskins	(B)	7	0
0-8 Brooklyn Dodgers	(BR)	10	0
0-15 Chicago Cardinals	(W)	12	9
0-22 Green Bay Packers	(W)	10	7
0-29 New York Giants	(NY)	14	10
N-3 Boston Redskins	(BO)	0	10
N-12 Philadelphia Eagles	(PH)	1	1
N-19 New York Giants	(NY)	17	14
N-26 Portsmouth Spartans	(PS)	22	6
N-30 Chicago Cardinals	(W)	17	7
D-3 Portsmouth Spartans	(PS)	7	6
D-10 Green Bay Packers	(W)	11	82

NFL CHAMPIONSHIP

D-17 New York Giants (W) 21-21

1937 (9-1-1, .900)

George S. Halas - Coach		Bears	Opp.
5-19 Green Bay Packers	(GB)	14	2
0-4 Pittsburgh Steelers	(PI)	7	0
0-10 Cleveland Rams	(CL)	20	2
0-17 Chicago Cardinals	(W)	16	7
0-24 Detroit Lions	(W)	28	20
0-31 New York Giants	(NY)	1	1
N-7 Green Bay Packers	(W)	14	24
N-14 Brooklyn Dodgers	(W)	29	7
N-23 Detroit Lions	(LD)	11	1
N-28 Cleveland Rams	(W)	15	7
D-5 Chicago Cardinals	(W)	42	28
		201	100

NFL CHAMPIONSHIP

D-12 Washington Redskins (W) 21-28

1930 (9-4-1, .692)

Ralph Jones - Coach		Bears	Opp.
Brooklyn Dodgers	(AP)	0	0
Green Bay Packers	(GB)	0	7
Minneapolis Redjackets		20	0
New York Giants	(NY)	0	12
Chicago Cardinals	(M)	32	6
Portsmouth Spartans		6	7
Frankford Yellowjackets		13	7
Minneapolis Redjackets		20	7
Green Bay Packers	(W)	12	13
New York Giants	(PG)	12	0
Chicago Cardinals	(W)	6	0
Portsmouth Spartans		14	6
Green Bay Packers	(W)	21	0
Chicago Cardinals		9	7
		163	72

1934 (13-0, 1.000)

George S. Halas - Coach		Bears	Opp.
5-25 Green Bay Packers	(GB)	24	10
N-30 Cincinnati Reds	(CR)	21	3
0-7 Brooklyn Dodgers	(BR)	21	7
0-10 Pittsburgh Pirates	(PI)	28	0
0-14 Chicago Cardinals	(W)	20	0
0-21 Cincinnati Reds	(W)	41	7
0-28 Green Bay Packers	(W)	27	14
N-4 New York Giants	(NY)	27	7
N-11 Boston Redskins	(BO)	21	0
N-18 New York Giants	(NY)	10	9
N-25 Chicago Cardinals	(W)	17	6
N-29 Detroit Lions	(LD)	19	16
D-2 Detroit Lions	(W)	10	7
		286	86

NFL CHAMPIONSHIP

D-9 New York Giants (PG) 13-10

1938 (6-5, .545)

George S. Halas - Coach		Bears	Opp.
5-11 Chicago Cardinals	(W)	16	13
5-18 Green Bay Packers	(GB)	2	0
0-2 Philadelphia Eagles	(PH)	28	6
0-4 Cleveland Rams	(CL)	7	14
0-16 Chicago Cardinals	(W)	14	28
0-23 Cleveland Rams	(W)	21	21
0-30 Detroit Lions	(W)	7	13
N-6 Green Bay Packers	(W)	17	24
N-13 Washington Redskins	(W)	11	7
N-20 Brooklyn Dodgers	(BR)	24	6
N-24 Detroit Lions	(D)	7	14
		194	148

1931 (8-5, .615)

Ralph Jones - Coach		Bears	Opp.
Cleveland Indians		21	0
Green Bay Packers	(GB)	0	7
New York Giants	(NY)	6	0
Chicago Cardinals	(W)	26	13
Frankford Yellowjackets		12	13
Green Bay Packers	(W)	2	6
Portsmouth Spartans		9	6
New York Giants	(PG)	12	6
Brooklyn Dodgers		26	0
Chicago Cardinals	(W)	18	7
Portsmouth Spartans		0	3
New York Giants	(W)	6	25
Green Bay Packers	(W)	7	6
		145	92

1935 (6-4-2, .600)

George S. Halas - Coach		Bears	Opp.
5-22 Green Bay Packers	(GB)	0	7
5-24 Pittsburgh Pirates	(PI)	21	7
0-11 Philadelphia Eagles	(PH)	19	0
0-20 Brooklyn Dodgers	(BR)	24	14
0-27 Green Bay Packers	(W)	14	17
N-6 New York Giants	(NY)	20	1
N-10 Boston Redskins	(BO)	50	14
N-5 Green Bay Packers	(W)	0	1
N-24 Detroit Lions	(LD)	20	20
N-28 Detroit Lions	(LD)	2	14
D-1 Chicago Cardinals	(W)	7	7
D-8 Chicago Cardinals	(W)	13	0
		192	106

1939 (8-3, .727)

George S. Halas - Coach		Bears	Opp.
5-15 Cleveland Rams	(CL)	31	21
5-24 Green Bay Packers	(GB)	16	21
0-2 Pittsburgh Steelers	(PI)	32	0
0-8 Cleveland Rams	(CL)	55	21
0-15 Chicago Cardinals	(W)	44	7
0-22 New York Giants	(NY)	13	16
0-29 Detroit Lions	(W)	10	10
N-5 Green Bay Packers	(W)	30	27
N-12 Detroit Lions	(LD)	23	11
N-19 Philadelphia Eagles	(PH)	27	14
N-26 Chicago Cardinals	(W)	48	7
		268	157

1940 (8-3, .727)

George S. Halas — Coach		Bears	Opp.
5 22 Green Bay Packers	(GB)	41	0
5 25 Chicago Cardinals	(CM)	7	21
0 6 Cleveland Rams	(CL)	21	14
0 13 Detroit Lions	(D)	7	0
0 20 Brooklyn Dodgers	(B)	16	7
0 27 New York Giants	(NY)	37	21
N 3 Green Bay Packers	(GB)	14	7
N 10 Detroit Lions	(D)	14	17
N 17 Washington Redskins	(WA)	3	7
N 24 Cleveland Rams	(CL)	47	25
D 1 Chicago Cardinals	(C)	31	23
		238	152

NFL CHAMPIONSHIP

D 8 Washington Redskins	(WA)	73	0
-------------------------	------	----	---

1941 (10-1, .909)

George S. Halas — Coach		Bears	Opp.
5 28 Green Bay Packers	(GB)	25	17
0 5 Cleveland Rams	(CL)	48	21
0 12 Chicago Cardinals	(C)	53	7
0 19 Detroit Lions	(D)	49	0
0 26 Pittsburgh Steelers	(P)	34	7
N 2 Green Bay Packers	(GB)	14	16
N 9 Cleveland Rams	(CL)	31	13
N 16 Washington Redskins	(WA)	35	21
N 23 Detroit Lions	(D)	24	7
N 30 Philadelphia Eagles	(PH)	49	14
D 7 Chicago Cardinals	(C)	34	24
		396	147

CONFERENCE PLAYOFF

D 14 Green Bay Packers	(GB)	33	14
------------------------	------	----	----

NFL CHAMPIONSHIP

D 21 New York Giants	(NY)	37	9
----------------------	------	----	---

1942 (11-0, 1.000)

George S. Halas — Coach		Bears	Opp.
5 27 Green Bay Packers	(GB)	44	28
0 4 Cleveland Rams	(CL)	21	7
0 11 Chicago Cardinals	(C)	41	14
0 18 New York Giants	(NY)	26	7
0 25 Philadelphia Eagles	(PH)	45	14
N 1 Detroit Lions	(D)	16	0
N 8 Brooklyn Dodgers	(B)	35	0
N 15 Green Bay Packers	(GB)	38	7
N 22 Detroit Lions	(D)	42	0
N 29 Cleveland Rams	(CL)	47	0
D 6 Chicago Cardinals	(C)	21	7
		376	84

NFL CHAMPIONSHIP

D 13 Washington Redskins	(WA)	6	14
--------------------------	------	---	----

1943 (8-1-1, .889)

Hearty "Hank" Anderson		Bears	Opp.
Luke Johnson — Coaches			
5 26 Green Bay Packers	(GB)	21	21
0 3 Detroit Lions	(D)	27	21
0 10 Chicago Cardinals	(C)	20	0
0 17 Philadelphia Eagles	(PH)	48	21
0 24 Brooklyn Dodgers	(B)	33	21
0 31 Detroit Lions	(D)	35	14
N 7 Green Bay Packers	(GB)	21	7
N 14 New York Giants	(NY)	56	7
N 21 Washington Redskins	(WA)	7	21
N 28 Chicago Cardinals	(C)	35	24
		303	157

NFL CHAMPIONSHIP

D 26 Washington Redskins	(WA)	41	21
--------------------------	------	----	----

1944 (6-3-1, .667)

Hearty "Hank" Anderson		Bears	Opp.
Luke Johnson — Coaches			
5 24 Green Bay Packers	(GB)	28	42
0 8 Cleveland Rams	(CL)	7	19
0 15 Cardinal-Pittsburgh	(CP)	34	7
0 22 Detroit Lions	(D)	21	21
0 29 Cleveland Rams	(CL)	28	21
N 5 Green Bay Packers	(GB)	21	0
N 12 Boston Yanks	(B)	21	7
N 19 Detroit Lions	(D)	21	41
N 26 Philadelphia Eagles	(PH)	28	7
D 3 Cardinal-Pittsburgh	(CP)	49	7
		258	172

1945 (3-7, .300)

Hearty "Hank" Anderson		Bears	Opp.
Luke Johnson — Coaches			
5 30 Green Bay Packers	(GB)	21	31
0 7 Cleveland Rams	(CL)	0	17
0 14 Chicago Cardinals	(C)	7	16
0 21 Cleveland Rams	(CL)	21	41
0 28 Detroit Lions	(D)	10	16
N 4 Green Bay Packers	(GB)	28	24
N 11 Detroit Lions	(D)	28	35
N 18 Washington Redskins	(WA)	21	28
N 25 Pittsburgh Steelers	(P)	28	7
D 2 Chicago Cardinals	(C)	28	20
		192	235

1946 (8-2-1, .800)

George S. Halas — Coach		Bears	Opp.
5 29 Green Bay Packers	(GB)	30	7
0 6 Chicago Cardinals	(C)	34	17
0 13 Los Angeles Rams	(LA)	28	28
0 20 Philadelphia Eagles	(PH)	21	14
0 27 New York Giants	(NY)	0	14
N 3 Green Bay Packers	(GB)	10	7
N 10 Los Angeles Rams	(LA)	27	21
N 17 Washington Redskins	(WA)	24	20
N 24 Detroit Lions	(D)	42	6
D 1 Chicago Cardinals	(C)	28	35
D 8 Detroit Lions	(D)	45	24
		289	193

NFL CHAMPIONSHIP

D 15 New York Giants	(NY)	24	14
----------------------	------	----	----

1947 (8-4, .667)

George S. Halas — Coach		Bears	Opp.
5 28 Green Bay Packers	(GB)	20	29
0 5 Chicago Cardinals	(C)	7	31
0 12 Philadelphia Eagles	(PH)	40	7
0 19 Detroit Lions	(D)	33	24
0 26 Washington Redskins	(WA)	56	20
N 2 Boston Yanks	(B)	28	24
N 9 Green Bay Packers	(GB)	20	17
N 16 Los Angeles Rams	(LA)	41	21
N 23 Pittsburgh Steelers	(P)	49	7
N 27 Detroit Lions	(D)	34	14
D 7 Los Angeles Rams	(LA)	14	17
D 14 Chicago Cardinals	(C)	21	30
		363	241

1948 (10-2, .833)

George S. Halas — Coach		Bears	Opp.
5 26 Green Bay Packers	(GB)	45	7
0 4 Chicago Cardinals	(C)	28	17
0 10 Los Angeles Rams	(LA)	42	21
0 17 Detroit Lions	(D)	28	0
0 24 Philadelphia Eagles	(PH)	7	12
N 7 New York Giants	(NY)	35	14
N 7 Los Angeles Rams	(LA)	21	6
N 14 Green Bay Packers	(GB)	7	6
N 21 Boston Yanks	(B)	51	17
N 28 Washington Redskins	(WA)	48	13
D 5 Detroit Lions	(D)	42	14
D 12 Chicago Cardinals	(C)	21	24
		375	151

1949 (9-3, .750)

George S. Halas — Coach		Bears	Opp.
5 25 Green Bay Packers	(GB)	17	0
0 2 Chicago Cardinals	(C)	17	7
0 9 Los Angeles Rams	(LA)	16	31
0 16 Philadelphia Eagles	(PH)	38	21
0 23 New York Giants	(NY)	26	35
0 30 Los Angeles Rams	(LA)	24	27
N 6 Green Bay Packers	(GB)	24	3
N 13 Detroit Lions	(D)	27	24
N 20 Washington Redskins	(WA)	31	21
N 24 Detroit Lions	(D)	28	7
D 4 Pittsburgh Steelers	(P)	30	21
D 11 Chicago Cardinals	(C)	52	21
		332	218

1950 (9-3, .750)

George S. Halas — Coach		Bears	Opp.
5 17 Los Angeles Rams	(LA)	34	20
5 24 San Francisco 49ers	(SF)	32	20
0 1 Green Bay Packers	(GB)	21	31
0 8 Chicago Cardinals	(C)	27	6
0 15 Green Bay Packers	(GB)	28	14
0 29 New York Giants	(NY)	27	38
N 5 Detroit Lions	(D)	35	21
N 12 New York Yanks	(NY)	28	20
N 19 San Francisco 49ers	(SF)	17	0
N 26 Los Angeles Rams	(LA)	24	14
D 3 Chicago Cardinals	(C)	10	20
D 10 Detroit Lions	(D)	6	3
		279	207

CONFERENCE PLAYOFF

D 17 Los Angeles Rams	(LA)	14	24
-----------------------	------	----	----

1951 (7-5, .583)

George S. Halas — Coach		Bears	Opp.
5 30 Green Bay Packers	(GB)	31	20
0 7 Chicago Cardinals	(C)	14	28
0 14 New York Yanks	(NY)	24	21
0 21 San Francisco 49ers	(SF)	13	7
0 28 Detroit Lions	(D)	28	23
N 4 Washington Redskins	(WA)	27	0
N 11 Detroit Lions	(D)	28	41
N 18 Green Bay Packers	(GB)	24	13
N 25 Cleveland Browns	(CL)	21	42
D 2 Los Angeles Rams	(LA)	17	42
D 9 New York Giants	(NY)	45	21
D 16 Chicago Cardinals	(C)	14	24
		286	282

1952 (5-7, .416)

George S. Halas - Coach	Bears	Opp.
S 28 Green Bay Packers	(GB) 24	14
O 5 Chicago Cardinals	(C) 10	21
O 12 Dallas Texans	(DA) 38	20
O 19 San Francisco 49ers	(SF) 16	40
O 26 Los Angeles Rams	(LA) 7	31
N 2 San Francisco 49ers	(SF) 20	17
N 9 Green Bay Packers	(GB) 28	41
N 16 Los Angeles Rams	(LA) 24	40
N 23 Detroit Lions	(D) 24	23
N 27 Dallas Texans	(DA) 23	27
D 7 Detroit Lions	(D) 21	45
D 14 Chicago Cardinals	(C) 10	7
	245	326

1956 (9-2-1, .818)

John L. Driscoll - Coach	Bears	Opp.
S 30 Baltimore Colts	(B) 17	28
O 7 Green Bay Packers	(GB) 21	21
O 14 San Francisco 49ers	(SF) 31	7
O 21 Baltimore Colts	(B) 58	27
O 28 San Francisco 49ers	(SF) 38	21
N 4 Los Angeles Rams	(LA) 35	24
N 11 Green Bay Packers	(GB) 38	14
N 18 Los Angeles Rams	(LA) 30	21
N 25 New York Giants	(NY) 17	17
D 2 Detroit Lions	(D) 10	42
D 9 Chicago Cardinals	(C) 10	3
D 16 Detroit Lions	(D) 38	21
	363	246

NFL CHAMPIONSHIP

D 30 New York Giants	(NY)	7	47
----------------------	------	---	----

1960 (5-6-1, .455)

George S. Halas - Coach	Bears	Opp.
S 23 Green Bay Packers	(GB) 17	14
O 2 Baltimore Colts	(B) 7	42
O 9 Los Angeles Rams	(LA) 34	27
O 16 San Francisco 49ers	(SF) 27	10
O 23 Los Angeles Rams	(LA) 24	24
O 30 San Francisco 49ers	(SF) 7	25
N 13 Baltimore Colts	(B) 20	24
N 20 Detroit Lions	(D) 28	7
N 27 Dallas Cowboys	(DA) 17	7
D 4 Green Bay Packers	(GB) 13	41
D 11 Cleveland Browns	(CL) 0	42
D 18 Detroit Lions	(D) 0	36
	194	299

1953 (3-8-1, .273)

George S. Halas - Coach	Bears	Opp.
S 27 Baltimore Colts	(B) 9	13
O 4 Green Bay Packers	(GB) 17	13
O 11 Baltimore Colts	(B) 14	16
O 18 San Francisco 49ers	(SF) 28	35
O 25 Los Angeles Rams	(LA) 24	28
N 1 San Francisco 49ers	(SF) 14	24
N 8 Green Bay Packers	(GB) 21	21
N 15 Washington Redskins	(WA) 27	24
N 22 Detroit Lions	(D) 16	20
N 29 Los Angeles Rams	(LA) 24	21
D 6 Detroit Lions	(D) 7	13
D 13 Chicago Cardinals	(C) 17	24
	218	262

1957 (5-7, .417)

John L. Driscoll - Coach	Bears	Opp.
S 29 Green Bay Packers	(GB) 17	21
O 5 Baltimore Colts	(B) 10	21
O 13 San Francisco 49ers	(SF) 17	21
O 20 Los Angeles Rams	(LA) 34	26
O 27 San Francisco 49ers	(SF) 17	21
N 3 Los Angeles Rams	(LA) 16	10
N 10 Green Bay Packers	(GB) 21	14
N 17 Baltimore Colts	(B) 14	29
N 24 Detroit Lions	(D) 27	7
D 1 Washington Redskins	(WA) 3	14
D 8 Chicago Cardinals	(C) 14	6
D 15 Detroit Lions	(D) 13	21
	203	211

1961 (8-6, .571)

George S. Halas - Coach	Bears	Opp.
S 17 Minnesota Vikings	(MV) 13	17
S 23 Los Angeles Rams	(LA) 21	17
O 1 Green Bay Packers	(GB) 0	24
O 8 Detroit Lions	(D) 31	17
O 15 Baltimore Colts	(B) 24	10
O 22 San Francisco 49ers	(SF) 31	0
O 29 Baltimore Colts	(B) 21	20
N 5 Philadelphia Eagles	(PH) 14	16
N 12 Green Bay Packers	(GB) 29	31
N 19 San Francisco 49ers	(SF) 31	41
N 26 Los Angeles Rams	(LA) 28	24
D 3 Detroit Lions	(D) 15	16
D 10 Cleveland Browns	(CL) 17	14
D 17 Minnesota Vikings	(MV) 52	35
	326	302

1954 (8-4, .667)

George S. Halas - Coach	Bears	Opp.
S 26 Detroit Lions	(D) 23	48
O 3 Green Bay Packers	(GB) 10	3
O 10 Baltimore Colts	(B) 28	9
O 17 San Francisco 49ers	(SF) 24	31
O 24 Los Angeles Rams	(LA) 38	42
O 31 San Francisco 49ers	(SF) 31	27
N 7 Green Bay Packers	(GB) 28	23
N 14 Cleveland Browns	(CL) 10	39
N 21 Baltimore Colts	(B) 28	13
N 28 Los Angeles Rams	(LA) 24	13
D 5 Chicago Cardinals	(C) 29	7
D 12 Detroit Lions	(D) 28	24
	301	279

1958 (8-4, .667)

George S. Halas - Coach	Bears	Opp.
S 27 Green Bay Packers	(GB) 34	20
O 4 Baltimore Colts	(B) 38	51
O 12 San Francisco 49ers	(SF) 28	6
O 19 Los Angeles Rams	(LA) 31	10
O 26 San Francisco 49ers	(SF) 27	14
N 2 Los Angeles Rams	(LA) 35	41
N 9 Green Bay Packers	(GB) 24	10
N 16 Baltimore Colts	(B) 0	17
N 23 Detroit Lions	(D) 20	7
N 30 Pittsburgh Steelers	(PI) 10	24
D 7 Chicago Cardinals	(C) 30	14
D 14 Detroit Lions	(D) 21	16
	298	230

1962 (9-5, .643)

George S. Halas - Coach	Bears	Opp.
S 16 San Francisco 49ers	(SF) 30	14
S 23 Los Angeles Rams	(LA) 27	23
S 30 Green Bay Packers	(GB) 0	49
O 7 Minnesota Vikings	(MV) 13	0
O 14 San Francisco 49ers	(SF) 27	34
O 21 Baltimore Colts	(B) 35	15
O 28 Detroit Lions	(D) 3	11
N 4 Green Bay Packers	(GB) 7	10
N 11 Minnesota Vikings	(MV) 31	30
N 18 Dallas Cowboys	(DA) 34	31
N 25 Baltimore Colts	(B) 57	0
D 2 New York Giants	(NY) 24	26
D 9 Los Angeles Rams	(LA) 30	14
D 16 Detroit Lions	(D) 3	0
	321	287

1955 (8-4, .667)

George S. Halas - Coach	Bears	Opp.
S 25 Baltimore Colts	(B) 17	23
O 2 Green Bay Packers	(GB) 3	24
O 9 San Francisco 49ers	(SF) 19	20
O 16 Baltimore Colts	(B) 38	10
O 23 San Francisco 49ers	(SF) 34	23
O 30 Los Angeles Rams	(LA) 31	20
N 6 Green Bay Packers	(GB) 52	21
N 13 Los Angeles Rams	(LA) 24	3
N 20 Detroit Lions	(D) 24	14
N 27 Chicago Cardinals	(C) 14	53
D 4 Detroit Lions	(D) 21	20
D 11 Philadelphia Eagles	(PH) 17	10
	294	251

1959 (8-4, .667)

George S. Halas - Coach	Bears	Opp.
S 27 Green Bay Packers	(GB) 6	9
O 3 Baltimore Colts	(B) 26	21
O 11 Los Angeles Rams	(LA) 21	28
O 18 Baltimore Colts	(B) 7	21
O 25 San Francisco 49ers	(SF) 17	20
N 1 Los Angeles Rams	(LA) 26	21
N 8 Green Bay Packers	(GB) 28	17
N 15 San Francisco 49ers	(SF) 14	3
N 22 Detroit Lions	(D) 24	14
N 29 Chicago Cardinals	(C) 11	7
D 6 Pittsburgh Steelers	(PI) 27	21
D 13 Detroit Lions	(D) 25	14
	252	196

1963 (11-1-2, .917)

George S. Halas - Coach	Bears	Opp.
S 15 Green Bay Packers	(GB) 10	3
S 22 Minnesota Vikings	(MV) 28	7
S 29 Detroit Lions	(D) 37	21
O 6 Baltimore Colts	(B) 10	3
O 13 Los Angeles Rams	(LA) 52	14
O 20 San Francisco 49ers	(SF) 14	20
O 27 Philadelphia Eagles	(PH) 16	7
N 3 Baltimore Colts	(B) 17	7
N 10 Los Angeles Rams	(LA) 6	0
N 17 Green Bay Packers	(GB) 26	7
N 24 Pittsburgh Steelers	(PI) 17	17
D 1 Minnesota Vikings	(MV) 17	17
D 8 San Francisco 49ers	(SF) 27	17
D 15 Detroit Lions	(D) 24	14
	301	144

NFL CHAMPIONSHIP

D 29 New York Giants	(NY)	14	10
----------------------	------	----	----

George S. Hales - Cash
1967 (7-6-1, .538)

Table with 3 columns: Quantity, Price, Total. Includes items like '219 218', '18', '22', '23', '24', '25', '26', '28', '30', '34', '37', '38', '40', '41', '42', '44', '47'.

George S. Hales - Cash
1971 (6-8, .428)

Table with 3 columns: Quantity, Price, Total. Includes items like '185 275', '18', '19', '20', '21', '22', '23', '24', '25', '26', '28', '30', '34', '37', '38', '40', '41', '42', '44', '47'.

George S. Hales - Cash
1975 (4-10, .286)

Table with 3 columns: Quantity, Price, Total. Includes items like '191 379', '20', '21', '22', '23', '24', '25', '26', '28', '30', '34', '37', '38', '40', '41', '42', '44', '47'.

George S. Hales - Cash
1966 (5-7-2, .417)

Table with 3 columns: Quantity, Price, Total. Includes items like '214 272', '20', '21', '22', '23', '24', '25', '26', '28', '30', '34', '37', '38', '40', '41', '42', '44', '47'.

George S. Hales - Cash
1970 (6-8, .428)

Table with 3 columns: Quantity, Price, Total. Includes items like '256 261', '20', '21', '22', '23', '24', '25', '26', '28', '30', '34', '37', '38', '40', '41', '42', '44', '47'.

George S. Hales - Cash
1974 (4-10, .286)

Table with 3 columns: Quantity, Price, Total. Includes items like '152 279', '20', '21', '22', '23', '24', '25', '26', '28', '30', '34', '37', '38', '40', '41', '42', '44', '47'.

George S. Hales - Cash
1965 (9-5, .643)

Table with 3 columns: Quantity, Price, Total. Includes items like '409 275', '20', '21', '22', '23', '24', '25', '26', '28', '30', '34', '37', '38', '40', '41', '42', '44', '47'.

George S. Hales - Cash
1969 (1-13, .071)

Table with 3 columns: Quantity, Price, Total. Includes items like '210 339', '20', '21', '22', '23', '24', '25', '26', '28', '30', '34', '37', '38', '40', '41', '42', '44', '47'.

George S. Hales - Cash
1973 (3-11, .214)

Table with 3 columns: Quantity, Price, Total. Includes items like '195 334', '20', '21', '22', '23', '24', '25', '26', '28', '30', '34', '37', '38', '40', '41', '42', '44', '47'.

George S. Hales - Cash
1968 (7-7, .500)

Table with 3 columns: Quantity, Price, Total. Includes items like '250 179', '20', '21', '22', '23', '24', '25', '26', '28', '30', '34', '37', '38', '40', '41', '42', '44', '47'.

George S. Hales - Cash
1972 (4-9-1, .307)

Table with 3 columns: Quantity, Price, Total. Includes items like '225 275', '20', '21', '22', '23', '24', '25', '26', '28', '30', '34', '37', '38', '40', '41', '42', '44', '47'.

1976 (7-7, .500)

Jack Pardee - Coach	Bears	Opp.
5 12 Detroit Lions	(S)	10 3
5 19 San Francisco 49ers	(SF)	19 12
5 26 Atlanta Falcons	(S)	6 10
0 3 Washington Redskins	(W)	5 33 7
0 16 Minnesota Vikings	(MN)	19 20
0 17 Los Angeles Rams	(LA)	12 20
0 24 Dallas Cowboys	(TX)	27 31
0 31 Minnesota Vikings	(S)	14 13
0 7 Oakland Raiders	(O)	27 28
0 14 Green Bay Packers	(GB)	24 13
0 21 Detroit Lions	(D)	10 14
0 28 Green Bay Packers	(S)	16 10
0 5 Seattle Seahawks	(SE)	34 7
0 12 Denver Broncos	(D)	14 28
	253	216

1977 (9-5, .643)

Jack Pardee - Coach	Bears	Opp.
5 18 Detroit Lions	(S)	30 20
5 25 St. Louis Cardinals	(SL)	13 16
0 2 New Orleans Saints	(S)	24 42
0 19 Los Angeles Rams	(S)	24 23
0 16 Minnesota Vikings	(MN)	OT 16 22
0 23 Atlanta Falcons	(S)	10 16
0 10 Green Bay Packers	(GB)	26 0
0 6 Houston Oilers	(H)	0 47
0 13 Kansas City Chiefs	(S)	28 27
0 20 Minnesota Vikings	(S)	10 7
0 24 Detroit Lions	(D)	31 14
0 4 Tampa Bay Buccaneers	(TB)	10 0
0 11 Green Bay Packers	(S)	21 10
0 18 New York Giants	(NY)	OT 12 9
	255	253

DIVISIONAL PLAYOFF

D 26 Dallas Cowboys	(TX)	7 37
---------------------	------	------

1978 (7-9, .438)

Neil Armstrong - Coach	Bears	Opp.
5 3 St. Louis Cardinals	(S)	17 10
5 10 San Francisco 49ers	(SF)	16 13
5 17 Detroit Lions	(D)	19 0
5 25 Minnesota Vikings	(S)	20 24
0 1 Oakland Raiders	(O)	OT 19 25
0 8 Green Bay Packers	(GB)	14 24
0 16 Denver Broncos	(D)	7 16
0 22 Tampa Bay Buccaneers	(TB)	19 33
0 29 Detroit Lions	(D)	17 21
0 5 Seattle Seahawks	(S)	29 31
0 12 Minnesota Vikings	(MN)	14 17
0 19 Atlanta Falcons	(S)	13 7
0 26 Tampa Bay Buccaneers	(S)	14 8
0 4 San Diego Chargers	(SD)	7 40
0 10 Green Bay Packers	(S)	14 0
0 16 Washington Redskins	(DC)	14 10
	253	274

1979 (10-6, .625)

Neil Armstrong - Coach	Bears	Opp.
5 2 Green Bay Packers	(S)	6 3
5 9 Minnesota Vikings	(S)	26 7
5 16 Dallas Cowboys	(TX)	20 24
5 23 Miami Dolphins	(MI)	16 31
0 10 Tampa Bay Buccaneers	(S)	13 31
0 7 Buffalo Bills	(B)	7 0
0 14 New England Patriots	(S)	7 27
0 21 Minnesota Vikings	(MN)	27 30
0 28 San Francisco 49ers	(SF)	28 27
0 4 Detroit Lions	(D)	35 7
0 11 Los Angeles Rams	(S)	27 23
0 18 New York Jets	(S)	23 13
0 22 Detroit Lions	(D)	0 20
0 2 Tampa Bay Buccaneers	(TB)	14 0
0 9 Green Bay Packers	(GB)	15 14
0 16 St. Louis Cardinals	(S)	42 6

DIVISIONAL PLAYOFF

D 21 Philadelphia Eagles	(PH)	17 27
--------------------------	------	-------

1980 (7-9, .438)

Neil Armstrong - Coach	Bears	Opp.
5 7 Green Bay Packers	(S)	OT 6 12
5 14 New Orleans Saints	(S)	22 1
5 21 Minnesota Vikings	(S)	14 14
5 28 Pittsburgh Steelers	(P)	3 38
0 8 Tampa Bay Buccaneers	(S)	23 0
0 12 Minnesota Vikings	(MN)	7 11
0 19 Detroit Lions	(D)	24 7
0 26 Philadelphia Eagles	(PH)	14 17
0 1 Cleveland Browns	(C)	21 27
0 9 Washington Redskins	(S)	51 21
0 16 Houston Oilers	(S)	6 10
0 23 Atlanta Falcons	(S)	17 28
0 27 Detroit Lions	(D)	OT 23 17
0 7 Green Bay Packers	(S)	61 7
0 14 Cincinnati Bengals	(S)	OT 14 17
0 20 Tampa Bay Buccaneers	(TB)	14 11
	164	264

1981 (6-10, .375)

Neil Armstrong - Coach	Bears	Opp.
5 6 Green Bay Packers	(S)	9 16
5 13 San Francisco 49ers	(SF)	17 28
5 20 Tampa Bay Buccaneers	(S)	28 17
5 28 Los Angeles Rams	(S)	7 24
0 4 Minnesota Vikings	(MN)	21 24
0 11 Washington Redskins	(S)	7 24
0 19 Detroit Lions	(D)	17 48
0 23 San Diego Chargers	(S)	OT 20 17
0 1 Tampa Bay Buccaneers	(TB)	10 20
0 8 Kansas City Chiefs	(KC)	OT 16 13
0 15 Green Bay Packers	(S)	17 21
0 22 Detroit Lions	(D)	7 23
0 26 Dallas Cowboys	(TX)	9 10
0 6 Minnesota Vikings	(S)	10 9
0 13 Oakland Raiders	(O)	23 6
0 20 Denver Broncos	(D)	35 24
	253	324

1982 (3-6, .333)

Mike Ditka - Coach	Bears	Opp.
5 12 Detroit Lions	(D)	10 17
5 11 New Orleans Saints	(S)	0 10
0 21 Detroit Lions	(S)	20 17
0 26 Minnesota Vikings	(S)	7 35
0 5 New England Patriots	(S)	26 13
0 12 Seattle Seahawks	(S)	14 20
0 19 St. Louis Cardinals	(S)	7 10
0 26 Los Angeles Rams	(LA)	34 26
0 2 Tampa Bay Buccaneers	(TB)	OT 23 26
	141	174

1983 (8-8, .500)

Mike Ditka - Coach	Bears	Opp.
5 4 Atlanta Falcons	(S)	17 20
5 11 Tampa Bay Buccaneers	(S)	17 10
5 18 New Orleans Saints	(NO)	OT 31 14
5 25 Baltimore Colts	(B)	OT 19 22
0 2 Denver Broncos	(S)	31 14
0 9 Minnesota Vikings	(S)	14 23
0 16 Detroit Lions	(D)	37 31
0 23 Philadelphia Eagles	(PH)	7 6
0 30 Detroit Lions	(S)	17 38
0 6 Los Angeles Rams	(LA)	14 21
0 13 Philadelphia Eagles	(PH)	17 14
0 20 Tampa Bay Buccaneers	(TB)	27 0
0 27 San Francisco 49ers	(S)	33 3
0 4 Green Bay Packers	(GB)	26 31
0 11 Minnesota Vikings	(MN)	19 13
0 18 Green Bay Packers	(S)	25 21
	311	301

1984 (10-6, .625)

Mike Ditka - Coach	Bears	Opp.
5 2 Tampa Bay Buccaneers	(S)	14 14
5 9 Denver Broncos	(S)	27 0
5 16 Green Bay Packers	(S)	9 9
5 23 Seattle Seahawks	(S)	9 38
0 30 Dallas Cowboys	(S)	14 23
0 7 New Orleans Saints	(S)	20 7
0 14 St. Louis Cardinals	(S)	21 38
0 21 Tampa Bay Buccaneers	(TB)	41 9
0 26 Minnesota Vikings	(S)	16 7
0 4 Los Angeles Raiders	(S)	17 6
0 13 Los Angeles Rams	(LA)	11 29
0 18 Detroit Lions	(D)	16 14
0 25 Minnesota Vikings	(S)	34 3
0 3 San Diego Chargers	(SD)	7 20
0 9 Green Bay Packers	(S)	14 20
0 16 Detroit Lions	(D)	10 33
	125	248

DIVISIONAL PLAYOFF

D 30 Washington Redskins	(DC)	23 19
--------------------------	------	-------

NFC CHAMPIONSHIP

1 6 San Francisco 49ers	(SF)	0 23
-------------------------	------	------

1985 (15-1, .938)

Mike Ditka - Coach	Bears	Opp.
5 8 Tampa Bay Buccaneers	(S)	38 28
5 15 New England Patriots	(S)	20 7
5 19 Minnesota Vikings	(MN)	33 24
5 29 Washington Redskins	(S)	45 10
0 6 Tampa Bay Buccaneers	(TB)	27 19
0 13 San Francisco 49ers	(SF)	26 10
0 21 Green Bay Packers	(S)	23 7
0 27 Minnesota Vikings	(S)	27 9
0 3 Green Bay Packers	(S)	16 10
0 10 Detroit Lions	(D)	24 3
0 17 Dallas Cowboys	(TX)	44 0
0 24 Atlanta Falcons	(S)	36 0
0 2 Miami Dolphins	(MI)	24 38
0 8 Indianapolis Colts	(S)	17 10
0 14 New York Jets	(NY)	19 6
0 22 Detroit Lions	(D)	37 17
	436	198

DIVISIONAL PLAYOFF

1 5 New York Giants	(S)	21 0
---------------------	-----	------

NFC CHAMPIONSHIP

1 12 Los Angeles Rams	(S)	24 0
-----------------------	-----	------

SUPER BOWL

1 26 New England Patriots	(NO)	46 10
---------------------------	------	-------

1986 (14-2, .875)

Mike Ditka - Coach	Bears	Opp.
5 7 Cleveland Browns	(S)	41 31
5 14 Philadelphia Eagles	(PH)	13 10
5 22 Green Bay Packers	(S)	25 12
5 28 Cincinnati Bengals	(C)	44 7
0 3 Minnesota Vikings	(S)	23 0
0 12 Houston Oilers	(H)	20 7
0 19 Minnesota Vikings	(MN)	7 23
0 26 Detroit Lions	(S)	13 7
0 3 Los Angeles Rams	(S)	17 30
0 9 Tampa Bay Buccaneers	(TB)	23 3
0 16 Atlanta Falcons	(S)	13 10
0 21 Green Bay Packers	(S)	12 10
0 30 Pittsburgh Steelers	(S)	OT 13 10
0 7 Tampa Bay Buccaneers	(S)	48 14
0 15 Detroit Lions	(D)	16 13
0 21 Dallas Cowboys	(TX)	24 10
	352	167

DIVISIONAL PLAYOFF

1 3 Washington Redskins	(S)	13 27
-------------------------	-----	-------

BEARS IN THE PRO-BOWL

(1951-1970 NFL East vs. West, 1971 - NFC vs. AFC)

- | | | |
|---|---|---|
| <p>1987: Walter Payton, RB
Jim Covert, T
Jay Hilgenberg, C
Mike Singletary, LB
Wilber Marshall, LB
Dave Duerson, S
Steve McMichael, DT</p> | <p>1969: Dick Butkus, LB
Roosevelt Taylor, DB
Gale Sayers,* RB</p> | <p>1958: Doug Atkins, DE
Rick Casares, RB
Bill George, LB
Stan Jones, G
Kline Gilbert, T</p> |
| <p>1986: Walter Payton, RB
Jim McMahon, QB
Jim Covert, T
Jay Hilgenberg, C
Otis Wilson, LB
Mike Singletary, LB
Dave Duerson, S
Dan Hampton, DE
Richard Dent, DE</p> | <p>1968: Gale Sayers,† RB
Dick Butkus, LB</p> | <p>1957: Harlon Hill, WR
Stan Jones, G
Bill George, LB
Ed Brown, QB
Rick Casares, RB
J.C. Caroline, HB
Larry Strickland, C
McNeil Moore, HB</p> |
| <p>1985: Walter Payton, RB
Dan Hampton, DT
Mike Singletary, LB
Todd Bell, S
Richard Dent, DE</p> | <p>1966: Gale Sayers, RB
Dick Butkus, LB
Doug Atkins, DE
Joe Fortunato, LB
Mike Ditka, TE</p> | <p>1956: Stan Jones, G
Bill Wightkin, T
Harlon Hill, WR
Rick Casares, RB
Jack Hoffman, E
Ed Brown, QB
Bill George, LB</p> |
| <p>1984: Mike Singletary, LB
Walter Payton, RB</p> | <p>1965: Joe Fortunato, LB
Mike Ditka, TE
Johnny Morris,* FL</p> | <p>1955: Harlon Hill, WR
Bill Bishop, T
Bill George, LB
Ed Sprinkle, DE</p> |
| <p>1983: Dan Hampton, DT</p> | <p>1964: Joe Fortunato, LB
Mike Ditka, TE
Doug Atkins, DE
Richie Petitbon, DB
Roosevelt Taylor, DB
Mike Pyle, C
Bill Wade, QB
Joe Marconi, RB
George Halas, Coach</p> | <p>1954: George Connor, T-LB
Don Kindt, HB
Jack Hoffman, E
Fred Williams, DT</p> |
| <p>1982: Gary Fencik, S</p> | <p>1963: Mike Ditka, TE
Doug Atkins, DE
Joe Fortunato, LB
Richie Petitbon, DB</p> | <p>1953: Dick Barwegan, G
Fred Williams, DT
Gene Schroeder, E
George Connor, T-LB
Ed Sprinkle, DE</p> |
| <p>1981: Gary Fencik, S
Dan Hampton, DE
Walter Payton, RB</p> | <p>1962: Stan Jones, G
Doug Atkins, DE
Bill George, LB
Mike Ditka, TE</p> | <p>1952: Dick Barwegan, G
George Connor, T-LB
John Dottley, RB
Bulldog Turner, C-LB
Johnny Lujack, QB
Ed Sprinkle, DE
Ray Bray, G</p> |
| <p>1980: Walter Payton, RB</p> | <p>1961: Stan Jones, G
Doug Atkins, DE
Bill George, LB
Johnny Morris, FL</p> | <p>1951: Ray Bray, G
Ed Sprinkle, DE
George Connor, T-LB
Fred Davis, T
Dick Barwegan, G
Bulldog Turner, C-LB
Johnny Lujack, QB</p> |
| <p>1979: Walter Payton, RB</p> | <p>1960: Stan Jones, G
Doug Atkins, DE
Bill George, LB
Rick Casares, RB
Erich Barnes, DB
Fred Williams, DT</p> | |
| <p>1978: Allan Ellis, CB
Walter Payton,† RB</p> | <p>1959: Doug Atkins,† DE
Stan Jones, G
Joe Fortunato, LB
Bill George, LB
Willie Galimore, RB
Rick Casares, RB
Fred Williams, DT</p> | |
| <p>1977: Wally Chambers, DT</p> | | |
| <p>1976: Walter Payton, RB
Wally Chambers, DT</p> | | |
| <p>1975: None</p> | | |
| <p>1974: Wally Chambers, DT</p> | | |
| <p>1973: Dick Butkus, LB
Ron Smith, KR</p> | | |
| <p>1972: Dick Gordon, WR
Dick Butkus, LB</p> | | |
| <p>1971: Dick Butkus, LB
Cecil Turner, KR
Bobby Joe Green, P
Dick Gordon,* WR</p> | | |
| <p>1970: Gale Sayers,† RB
Dick Butkus, LB</p> | | |

*Did not play due to injuries.

†Denotes game's outstanding back, lineman.

HOW THE BEARS WERE BUILT

YEAR	DRAFT	TRADE	FREE AGENTS/WAIVERS
1986	<ol style="list-style-type: none"> 1. Neal Anderson, rb 2. Vestee Jackson, cb 4. Paul Blair, ot 5. Lew Barnes, wr 8. Maurice Douglass, s 11. Glen Kozlowski, wr 	Doug Flutie, qb	Larry Rubens, c Riley Walton, te
1985	<ol style="list-style-type: none"> 1. William Perry, dt 2. Reggie Phillips, cb 4. Kevin Butler, k 9. Thomas Sanders, rb 11. Jim Morrissey, lb 	Maury Buford, p	Keith Ortego, wr Mike Tomczak, qb
1984	<ol style="list-style-type: none"> 1. Wilber Marshall, lb 2. Ron Rivera, lb 3. Stefan Humphries, g 10. Shaun Gayle, s 	Steve Fuller, qb	Henry Waechter, dt
1983	<ol style="list-style-type: none"> 1. Jim Covert, t 1. Willie Gault, wr 2. Mike Richardson, cb 3. Dave Duerson, s 4. Tom Thayer, g 8. Richard Dent, de 8. Mark Bortz, g 		Dennis McKinnon, wr
1982	<ol style="list-style-type: none"> 1. Jim McMahon, qb 3. Tim Wrightman, te 4. Dennis Gentry, wr 6. Kurt Becker, g/t 		Dan Rains, lb Calvin Thomas, fb
1981	<ol style="list-style-type: none"> 1. Keith Van Horne, t 2. Mike Singletary, lb 4. Todd Bell, s 		Leslie Frazier, cb Jay Hilgenberg, c Steve McMichael, dt Emery Moorehead, te
1980	<ol style="list-style-type: none"> 1. Otis Wilson, lb 2. Matt Suhey, fb 		
1979	<ol style="list-style-type: none"> 1. Dan Hampton, de 1. Al Harris, lb/de 		
1976			Gary Fencik, s
1975	<ol style="list-style-type: none"> 1. Walter Payton, rb 2. Mike Hartenstine, de 		

1987 NATIONAL FOOTBALL LEAGUE SCHEDULE

(All times local)

SUNDAY, SEPTEMBER 13

(First Weekend)

	KICKOFF
Atlanta at Tampa Bay	1:00
Cincinnati at Indianapolis	12:00
Cleveland at New Orleans	12:00
Dallas at St. Louis	12:00
Detroit at Minnesota	12:00
Los Angeles Raiders at Green Bay	3:00
Los Angeles Rams at Houston	12:00
Miami at New England	1:00
New York Jets at Buffalo	1:00
Philadelphia at Washington	1:00
San Diego at Kansas City	12:00
San Francisco at Pittsburgh	1:00
Seattle at Denver	2:00

SUNDAY, OCTOBER 4

(Fourth Weekend)

Chicago at Philadelphia	1:00
Cleveland at New England	1:00
Dallas at New York Jets	4:00
Green Bay at Minnesota	12:00
Houston at Denver	2:00
Indianapolis at Buffalo	1:00
Kansas City at Los Angeles Raiders	1:00
Los Angeles Rams at New Orleans	12:00
Miami at Seattle	1:00
Pittsburgh at Atlanta	1:00
St. Louis at Washington	1:00
San Diego at Cincinnati	1:00
Tampa Bay at Detroit	1:00

MONDAY, SEPTEMBER 14

New York Giants at Chicago	8:00
----------------------------	------

SUNDAY, SEPTEMBER 20

(Second Weekend)

Dallas at New York Giants	4:00
Denver vs. Green Bay at Milwaukee	12:00
Detroit at Los Angeles Raiders	1:00
Houston at Buffalo	1:00
Kansas City at Seattle	1:00
Miami at Indianapolis	12:00
Minnesota at Los Angeles Rams	1:00
New Orleans at Philadelphia	1:00
Pittsburgh at Cleveland	1:00
St. Louis at San Diego	1:00
San Francisco at Cincinnati	1:00
Tampa Bay at Chicago	12:00
Washington at Atlanta	1:00

MONDAY, SEPTEMBER 21

New England at New York Jets	9:00
------------------------------	------

SUNDAY, SEPTEMBER 27

(Third Weekend)

Atlanta at New Orleans	12:00
Buffalo at Dallas	12:00
Chicago at Detroit	1:00
Cincinnati at Los Angeles Rams	1:00
Green Bay at Tampa Bay	1:00
Indianapolis at St. Louis	12:00
Los Angeles Raiders at Houston	12:00
Minnesota at Kansas City	12:00
New York Jets at Pittsburgh	4:00
New York Giants at Miami	1:00
New England at Washington	1:00
Philadelphia at San Francisco	1:00
Seattle at San Diego	1:00

MONDAY, SEPTEMBER 28

Denver at Cleveland	9:00
---------------------	------

168/CHICAGO

MONDAY, OCTOBER 5

San Francisco at New York Giants	9:00
----------------------------------	------

SUNDAY, OCTOBER 11

(Fifth Weekend)

Atlanta at San Francisco	1:00
Buffalo at New England	1:00
Cincinnati at Seattle	1:00
Detroit at Green Bay	12:00
Houston at Cleveland	1:00
Kansas City at Miami	1:00
Minnesota at Chicago	12:00
New Orleans at St. Louis	12:00
New York Jets at Indianapolis	12:00
Philadelphia at Dallas	12:00
Pittsburgh at Los Angeles Rams	1:00
San Diego at Tampa Bay	1:00
Washington at New York Giants	4:00

MONDAY, OCTOBER 12

Los Angeles Raiders at Denver	7:00
-------------------------------	------

SUNDAY, OCTOBER 18

(Sixth Weekend)

Cleveland at Cincinnati	1:00
Denver at Kansas City	3:00
Indianapolis at Pittsburgh	1:00
Los Angeles Rams at Atlanta	1:00
Miami at New York Jets	1:00
New England at Houston	12:00
New Orleans at Chicago	12:00
New York Giants at Buffalo	4:00
Philadelphia at Green Bay	12:00
St. Louis at San Francisco	1:00
San Diego at Los Angeles Raiders	1:00
Seattle at Detroit	1:00
Tampa Bay at Minnesota	12:00

MONDAY, OCTOBER 19

Washington at Dallas	8:00
----------------------	------

SUNDAY, OCTOBER 25**(Seventh Weekend)**

Atlanta at Houston	12:00
Buffalo at Miami	1:00
Chicago at Tampa Bay	1:00
Cincinnati at Pittsburgh	1:00
Dallas at Philadelphia	1:00
Denver at Minnesota	12:00
Green Bay at Detroit	1:00
Kansas City at San Diego	1:00
New England at Indianapolis	1:00
New York Jets at Washington	1:00
St. Louis at New York Giants	4:00
San Francisco at New Orleans	12:00
Seattle at Los Angeles Raiders	1:00

MONDAY, OCTOBER 26

Los Angeles Rams at Cleveland	9:00
-------------------------------	------

SUNDAY, NOVEMBER 1**(Eighth Weekend)**

Cleveland at San Diego	1:00
Detroit at Denver	2:00
Houston at Cincinnati	1:00
Indianapolis at New York Jets	1:00
Kansas City at Chicago	12:00
Los Angeles Raiders at New England	1:00
Minnesota at Seattle	1:00
New Orleans at Atlanta	1:00
Philadelphia at St. Louis	12:00
Pittsburgh at Miami	1:00
San Francisco at Los Angeles Rams	1:00
Tampa Bay vs. Green Bay at Milwaukee	12:00
Washington at Buffalo	1:00

MONDAY, NOVEMBER 2

New York Giants at Dallas	8:00
---------------------------	------

SUNDAY, NOVEMBER 8**(Ninth Weekend)**

Atlanta at Cleveland	1:00
Chicago at Green Bay	12:00
Dallas at Detroit	1:00
Denver at Buffalo	1:00
Houston at San Francisco	1:00
Los Angeles Raiders at Minnesota	12:00
Miami at Cincinnati	4:00
New Orleans at Los Angeles Rams	1:00
Pittsburgh at Kansas City	12:00
San Diego at Indianapolis	1:00
Tampa Bay at St. Louis	12:00
Washington at Philadelphia	1:00

SUNDAY NIGHT

New England at New York Giants	8:00
--------------------------------	------

MONDAY, NOVEMBER 9

Seattle at New York Jets	9:00
--------------------------	------

SUNDAY, NOVEMBER 15**(Tenth Weekend)**

Buffalo at Cleveland	1:00
Cincinnati at Atlanta	4:00
Dallas at New England	1:00
Detroit at Washington	1:00
Green Bay at Seattle	1:00
Houston at Pittsburgh	1:00
Indianapolis at Miami	1:00
Los Angeles Rams at St. Louis	12:00
Minnesota at Tampa Bay	1:00
New Orleans at San Francisco	1:00
New York Giants at Philadelphia	4:00
New York Jets at Kansas City	12:00

SUNDAY NIGHT

Los Angeles Raiders at San Diego	5:00
----------------------------------	------

MONDAY, NOVEMBER 16

Chicago at Denver	7:00
-------------------	------

SUNDAY, NOVEMBER 22**(Eleventh Weekend)**

Atlanta at Minnesota	12:00
Buffalo at New York Jets	1:00
Cleveland at Houston	12:00
Detroit at Chicago	12:00
Denver at Los Angeles Raiders	1:00
Green Bay at Kansas City	12:00
Indianapolis at New England	1:00
New York Giants at New Orleans	3:00
Pittsburgh at Cincinnati	1:00
St. Louis at Philadelphia	1:00
San Diego at Seattle	1:00
San Francisco at Tampa Bay	1:00

SUNDAY NIGHT

Miami at Dallas	7:00
-----------------	------

MONDAY, NOVEMBER 23

Los Angeles Rams at Washington	9:00
--------------------------------	------

THURSDAY, NOVEMBER 26**(Twelfth Weekend)**

(Thanksgiving Day)	
Kansas City at Detroit	12:30
Minnesota at Dallas	3:00

SUNDAY, NOVEMBER 29

Cincinnati at New York Jets	1:00
Denver at San Diego	1:00
Green Bay at Chicago	12:00
Houston at Indianapolis	1:00
Miami at Buffalo	1:00
New Orleans at Pittsburgh	1:00
New York Giants at Washington	4:00
Philadelphia at New England	1:00
St. Louis at Atlanta	1:00
Tampa Bay at Los Angeles Rams	1:00

SUNDAY NIGHT

Cleveland at San Francisco 5:00

MONDAY, NOVEMBER 30

Los Angeles Raiders at Seattle 6:00

SUNDAY, DECEMBER 6**(Thirteenth Weekend)**

Atlanta at Dallas 12:00

Buffalo at Los Angeles Raiders 1:00

Indianapolis at Cleveland 1:00

Kansas City at Cincinnati 1:00

Los Angeles Rams at Detroit 1:00

New England at Denver 2:00

Philadelphia at New York Giants 1:00

San Diego at Houston 12:00

San Francisco at Green Bay 12:00

Seattle at Pittsburgh 1:00

Tampa Bay at New Orleans 3:00

Washington at St. Louis 12:00

SUNDAY NIGHT

Chicago at Minnesota 7:00

MONDAY, DECEMBER 7

New York Jets at Miami 9:00

SUNDAY, DECEMBER 13**(Fourteenth Weekend)**

Atlanta at Los Angeles Rams 1:00

Buffalo at Indianapolis 1:00

Cincinnati at Cleveland 1:00

Dallas at Washington 1:00

Detroit at Tampa Bay 4:00

Houston at New Orleans 12:00

Los Angeles Raiders at Kansas City 3:00

Miami at Philadelphia 1:00

Minnesota vs. Green Bay at Milwaukee 12:00

New York Giants at St. Louis 3:00

New York Jets at New England 1:00

Pittsburgh at San Diego 1:00

SUNDAY NIGHT

Denver at Seattle 5:00

MONDAY, DECEMBER 14

Chicago at San Francisco 6:00

SATURDAY, DECEMBER 19**(Fifteenth Weekend)**

Green Bay at New York Giants 12:30

Kansas City at Denver 2:00

SUNDAY, DECEMBER 20

Cleveland at Los Angeles Raiders 1:00

Indianapolis at San Diego 1:00

Minnesota at Detroit 1:00

New England at Buffalo 1:00

New Orleans at Cincinnati 1:00

Philadelphia at New York Jets 1:00

Pittsburgh at Houston 12:00

St. Louis at Tampa Bay 4:00

San Francisco at Atlanta 1:00

Seattle at Chicago 12:00**SUNDAY NIGHT**

Washington at Miami 8:00

MONDAY, DECEMBER 21

Dallas at Los Angeles Rams 6:00

SATURDAY, DECEMBER 26**(Sixteenth Weekend)**

Cleveland at Pittsburgh 12:30

Washington at Minnesota 3:00

SUNDAY, DECEMBER 27

Buffalo at Philadelphia 1:00

Chicago at Los Angeles Raiders 1:00

Cincinnati at Houston 12:00

Detroit at Atlanta 1:00

Green Bay at New Orleans 12:00

New York Jets at New York Giants 1:00

St. Louis at Dallas 12:00

San Diego at Denver 2:00

Seattle at Kansas City 12:00

Tampa Bay at Indianapolis 1:00

SUNDAY NIGHT

Los Angeles Rams at San Francisco 5:00

MONDAY, DECEMBER 28

New England at Miami 9:00

THANKSGIVING DAY GAMES**Bears 7-5**

11/29/34 Bears 19, Lions 16

11/28/35 Lions 14, Bears 2

11/26/36 Lions 13, Bears 7

11/28/37 Bears 13, Lions 0

11/24/38 Lions 14, Bears 7

11/24/47 Bears 34, Lions 14

11/24/49 Bears 28, Lions 7

11/26/64 Bears 27, Lions 24

11/24/77 Bears 31, Lions 14

11/22/79 Lions 20, Bears 0

11/27/80 Bears 23, Lions 17

11/26/81 Cowboys 10, Bears 9

ALL TIME COACHING RECORDS

Years	Coach	Won	Lost	Tied	Pct.	Seasons	Games
1920-67	George Halas	480	202	35	.694	40	717
	Regular Season	320	148	31	.672		499
	Pre-Season	154	51	4	.746		209
	Playoffs	6	3	0	.667		9
1930-32	Ralph Jones	30	11	8	.694	3	49
	Regular Season	24	10	7	.671		41
	Pre-Season	5	1	1	.786		7
	Playoffs	1	0	0	1.000		1
1942-45	Anderson & Johnsons	30	15	2	.660	3	47
	Regular Season	22	11	2	.657		35
	Pre-Season	7	3	0	.700		10
	Playoffs	1	1	0	.500		2
1956-57	John L. Driscoll	23	12	2	.649	2	37
	Regular Season	14	9	1	.604		24
	Pre-Season	9	2	1	.792		12
	Playoffs	0	1	0	.000		1
1968-71	Jim Dooley	31	47	1	.399	4	79
	Regular Season	20	36	0	.357		56
	Pre-Season	11	11	1	.500		23
1972-74	Abe Gibron	16	40	4	.300	3	60
	Regular Season	11	30	1	.274		42
	Pre-Season	5	10	3	.361		18
1975-77	Jack Pardee	30	32	0	.484	3	62
	Regular Season	20	22	0	.476		42
	Pre-Season	10	9	0	.526		19
	Playoffs	0	1	0	.000		1
1978-81	Neill Armstrong	36	45	0	.444	4	81
	Regular Season	30	34	0	.469		64
	Pre-Season	6	10	0	.375		16
	Playoffs	0	1	0	.000		1
1982-86	Mike Ditka	64	36	0	.640	5	100
	Regular Season	50	23	0	.685		73
	Pre-Season	10	11	0	.476		21
	Playoffs	4	2	0	.666		6

OFFENSIVE TRENDS


Offensive Statistics	1967	1968	1969	1970	1971	1972	1973	1974	1975	1976	1977	1978	1979	1980	1981	1982	1983	1984	1985	1986
first downs/game	12.5	15.6	16.9	12.8	13.5	13.6	13.8	14.5	13.6	14.4	17.6	16.4	15.7	17.9	17.4	17.0	19.3	18.6	21.4	19.1
net yards/game	235.2	289.9	254.9	233.2	238.3	247.7	223.5	228.6	249.4	274.5	332.5	278.7	289.8	302.2	289.6	277.4	364.4	339.8	364.8	341.2
yards rush/game	132.3	169.8	148.4	78.0	102.4	168.6	136.2	105.7	118.1	168.8	200.8	157.9	155.4	152.5	135.7	125.2	170.4	185.9	172.6	168.8
yards/rush	3.8	4.7	4.5	3.1	3.9	4.4	3.8	3.4	3.7	4.1	4.7	4.0	3.9	4.2	3.5	4.1	4.7	4.4	4.5	4.5
rush/game	34.9	35.7	33.0	25.2	26.1	38.3	35.4	31.0	31.5	41.3	42.8	39.6	39.1	36.2	38.0	30.8	36.4	42.1	38.1	37.9
yards pass/game	102.9	120.1	106.4	155.2	135.9	79.1	87.3	122.9	131.4	105.7	131.7	120.8	134.4	149.7	153.9	167.2	194.0	153.9	192.3	172.4
yards/pass att.	6.24	5.45	5.02	5.76	5.18	6.26	5.34	5.25	6.09	6.13	6.79	6.31	5.1	6.61	5.0	5.7	6.9	6.3	7.7	7.0
pass/game	19.1	24.5	27.4	30.1	31.6	14.6	21.6	28.3	25.4	19.9	21.8	22.0	23.3	25.3	30.6	29.1	28.0	24.4	26.9	25.9
comp./game	9.4	11.3	13.8	15.0	13.3	5.6	9.7	13.2	13.6	8.8	11.5	11.6	12.2	13.1	13.9	15.7	15.9	14.1	14.8	13.0
int./game	1.3	1.5	1.5	1.6	2.0	0.9	1.1	1.6	1.6	1.1	1.3	1.8	1.1	1.6	1.4	1.2	1.3	0.9	1.0	1.6
punts/game	5.6	4.7	5.4	6.0	5.5	4.8	6.1	6.5	6.7	7.1	5.9	6.0	5.8	4.9	7.1	6.6	5.9	5.3	4.3	4.3
fum./game	1.8	2.0	1.9	2.1	2.0	2.9	2.9	2.5	2.5	1.7	2.6	1.4	1.3	1.4	2.3	1.6	1.6	1.9	1.5	2.3
fum. lost/game	1.0	0.9	1.2	1.0	1.3	1.6	1.9	1.1	1.2	0.9	1.2	0.5	0.8	0.9	1.1	0.8	0.8	1.0	0.9	1.4
touchdowns/game	2.1	1.8	1.9	2.0	1.4	1.9	1.6	1.3	1.6	2.2	2.2	1.8	2.3	2.4	1.9	1.8	2.4	2.3	3.2	2.4
tds rush/game	0.9	1.0	1.0	0.2	0.4	1.1	0.8	0.7	0.8	1.4	1.3	1.2	1.1	1.4	0.8	0.4	0.8	1.4	1.7	1.3
tds pass/game	0.6	0.7	0.8	1.5	0.9	0.6	0.6	0.6	0.6	0.6	0.8	0.4	1.1	0.8	0.9	1.0	1.3	0.9	1.1	0.8
tds ret./game	0.6	0.1	0.1	0.3	0.1	0.2	0.2	0.0	0.1	0.1	0.1	0.2	0.2	0.2	0.3	0.0	0.25	.06	0.4	0.3
points/game	17.1	17.9	15.0	18.3	13.2	16.1	13.9	10.9	13.6	18.1	18.2	15.8	19.1	19.0	15.8	14.1	19.4	20.3	28.5	22.0

DEFENSIVE TRENDS

Defensive Statistics	1967	1968	1969	1970	1971	1972	1973	1974	1975	1976	1977	1978	1979	1980	1981	1982	1983	1984	1985	1986
first downs/game	15.4	17.1	14.9	16.7	16.7	16.0	17.6	16.5	20.1	17.8	17.2	17.6	17.0	17.8	18.1	18.4	17.9	13.5	14.8	15.1
net yards/game	243.3	312.2	277.2	290.5	322.9	280.2	298.8	272.7	326.9	300.1	306.1	292.5	286.3	306.7	337.1	316.2	320.8	241.3	258.4	238.1
yards rush/game	109.6	121.7	135.7	105.1	151.1	125.1	179.2	124.2	147.9	141.7	154.1	135.9	123.9	125.9	154.5	99.7	125.0	86.1	82.4	91.4
yards/rush	3.7	4.0	4.3	3.2	4.1	3.7	4.5	3.4	3.8	3.8	4.0	3.9	3.7	4.0	4.0	3.4	4.1	3.6	3.7	3.4
rush/game	29.9	30.5	31.4	32.8	36.4	34.0	40.2	37.1	39.1	37.3	38.9	35.5	32.4	31.6	32.5	29.0	30.1	23.6	22.4	26.7
yards pass/game	133.9	190.5	141.5	185.4	171.7	155.1	119.6	148.5	179.0	158.4	151.9	156.6	157.8	180.8	203.0	216.6	195.8	155.4	176.0	166.7
yards/pass att.	5.80	8.69	7.56	7.42	7.20	6.86	6.53	6.84	7.08	6.51	6.19	6.55	5.1	7.25	6.1	6.6	6.4	5.7	5.4	6.2
pass/game	26.4	23.8	21.1	28.1	25.9	24.4	21.6	23.5	28.5	28.6	26.9	27.3	28.6	28.2	32.8	32.7	30.6	27.2	32.6	32.1
comp./game	12.0	12.3	10.7	16.6	13.7	12.9	11.1	12.4	14.9	14.3	13.0	14.9	13.9	14.9	14.6	18.2	15.6	12.3	15.6	15.2
int./game	2.0	1.3	1.1	1.1	1.6	1.5	1.0	1.3	0.9	1.7	1.3	1.1	1.8	1.1	1.1	1.4	1.4	1.3	2.1	1.9
punts/game	5.5	4.7	4.5	6.2	4.7	3.7	4.7	5.5	6.1	6.1	6.6	6.1	5.6	5.1	6.1	5.4	6.2	6.3	5.6	6.3
touchdowns/game	1.9	3.1	3.1	2.2	2.1	2.2	2.6	2.4	3.4	1.8	1.9	2.1	1.9	2.0	2.4	2.2	2.3	1.8	1.4	1.3
tds rush/game	0.9	1.2	1.2	0.8	1.0	0.8	1.4	1.2	1.8	0.7	1.0	0.9	0.6	0.6	0.8	0.4	1.3	0.63	0.4	0.25
tds pass/game	1.0	1.8	1.6	1.3	0.9	1.1	1.2	0.9	1.6	1.1	0.5	1.0	1.3	1.3	1.4	1.6	0.9	0.9	1.0	0.8
tds ret./game	0.1	0.1	0.2	0.1	0.2	0.3	0.1	0.3	0.1	0.0	0.4	0.1	0.1	0.1	0.2	0.2	0.06	0.31	0.1	0.25
points/game	15.6	23.8	24.4	18.6	19.7	19.6	23.9	19.9	27.1	15.4	18.1	17.1	15.4	16.5	20.3	19.3	18.8	15.5	12.4	11.7
team pen./game	7.0	8.1	6.4	—	5.6	5.3	5.5	6.3	7.1	8.1	6.9	6.3	6.4	6.3	7.4	5.8	5.4	5.4	6.5	6.9
team pen. yards game	68.1	85.3	67.1	—	58.5	41.0	48.0	48.5	62.9	70.3	60.9	59.9	53.7	52.6	59.5	50.1	42.9	43.6	57.0	53.8

BEARS ON RADIO

For the third consecutive year, all Bears' games can be heard on WGN-radio (720 AM) live with Wayne Larrivee calling the play-by-play and analysis by Jim Hart and Dick Butkus. WGN will have extensive pre-game and post-game programming handled by the three-man broadcast crew along with WGN Sports Director Chuck Swirsky and Dave Eanet. The Bears radio network has 46 affiliate stations representing eight states.



WAYNE LARRIVEE

After handling play-by-play for the Kansas City Chiefs for eight years, Wayne begins his third season with WGN as the voice of the Bears. Wayne covered the Chiefs while serving as sports director of KCMO-radio in Kansas City and also did play-by-play of telecasts of Missouri Valley Conference basketball. Larrivee worked several Big 10 TV games during this past off-season. A New England native, Larrivee has also broadcast University of Colorado basketball and University of Iowa football. He and his wife, Julie, have two sons and reside in Buffalo Grove, IL.

DICK BUTKUS

One of the greatest players in Bears' annals, Dick returns for a third year on the Bears radio team. Dick is a nationally known actor who's credits include *Magnum P.I.*, *Fantasy Island*, *Love Boat*, *Taxi*, *Legend of Sleepy Hollow*, *Brian's Song* and several advertisements. Butkus played in eight Pro Bowls during his nine-year career and is in the NFL Hall of Fame. He was a two time all-American at the University of Illinois before joining the Bears in 1965 as a middle linebacker. Dick and his family currently live in El Rancho Mirage, California.

JIM HART

After 19 years as a top NFL quarterback, Jim brings his football expertise to the broadcast booth in his third year with WGN. Jim had a brilliant 18-year career with the St. Louis Cardinals before finishing in 1984 with the Washington Redskins, where his final game was against the Bears in the playoffs. He ranks third all-time in the NFL in pass completions (2,590), pass attempts (5,069) and passing yards (34,639). He trails John Unitas and Fran Tarkenton in all three categories. Jim and his wife, Mary, have three children and reside in St. Louis.

NETWORK

ARIZONA	
KCKY	COOLIDGE
KNST	TUCSON
IOWA	
KLBA	ALBIA
KCIM	CARROLL
WOC	DAVENPORT
WHO	DES MOINES
KDTH	DUBUQUE
KOKX	KEOKUK
KOSG-FM	OSAGE
KWLO	WATERLOO
ILLINOIS	
WBYS	CANTON
WCIL	CARBONDALE
WDWS	CHAMPAIGN
WEIC	CHARLESTON
WDAN	DANVILLE
WDZ	DECATUR
WFPS-FM	FREEPORT
WJVO-FM	JACKSONVILLE
WGIC	MENDOTA
WMOK-AM	METROPOLIS
WRAM	MONMOUTH
WCSJ-AM-FM	MORRIS
WMIK	MT VERNON
WMLA	NORMAL
WIRL	PEORIA
WPOK/WJEZ-FM	PONTIAC
WZOE-AM	PRINCETON
WGEM	QUINCY
WSDR	STERLING
WIZZ/WSTQ-FM	STREATOR
WRVI-FM	VIRDEN
WFRX-FM	WEST FRANKFORT
INDIANA	
WIFF	AUBURN
WEZR	FORT WAYNE
WCOE-FM	LA PORTE
WASK-FM	LAFAYETTE
WTCA/WNZE-FM	PLYMOUTH
WRIN/WLQI-FM	RENSSELAER
WSBT	SOUTH BEND
WKUZ-FM	WABASH
WRSW	WARSAW
MICHIGAN	
WLAV	GRAND RAPIDS
WQSN	KALAMAZOO
NEBRASKA	
KOIL	OMAHA
NEVADA	
KROL	LAS VEGAS
WISCONSIN	
WKPL-FM	PLATTEVILLE

1987 OPPONENTS

DENVER BRONCOS: Head Coach – Dan Reeves, 6th season (56-33). PR Director – Jim Saccomano. Home – Mile High Stadium (75,100). 1986 Record – Won 11, Lost 5. Office Telephone – (303) 296-1982.

DETROIT LIONS: Head Coach – Darryl Rogers, 3rd season (12-20). PR Director – Bill Keenist. Home – Pontiac Silverdome (80,638). 1986 Record – Won 5, Lost 11. Office Telephone – (313) 335-4131.

GREEN BAY PACKERS: Head Coach – Forrest Gregg, 4th season (20-28). PR Director – Lee Rimmel. Home – Lambeau Field (56,926). 1986 Record – Won 4, Lost 12. Office Telephone – (414) 494-2531.

KANSAS CITY CHIEFS: Head Coach – Frank Gansz, 1st season. PR Director – Gary Heise. Home – Arrowhead Stadium (78,097). 1986 Record – Won 10, Lost 6. Office Telephone – (816) 924-9300.

LOS ANGELES RAIDERS: Head Coach – Tom Flores, 9th season (78-43). PR Director – Mike Ornstein. Home – Los Angeles Memorial Coliseum (92,516). 1986 Record – Won 8, Lost 8. Office Telephone – (213) 322-3451.

MIAMI DOLPHINS: Head Coach – Don Shula, 18th season (176-71-2). PR Director – Eddie White. Home – Joe Robbie Stadium (75,000). 1986 Record – Won 8, Lost 8. Office Telephone – (305) 576-1000.

MINNESOTA VIKINGS: Head Coach – Jerry Burns, 2nd season (9-7). PR Director – Merrill Swanson. Home – Hubert H. Humphrey Metrodome (62,345). 1986 Record – Won 9, Lost 7. Office Telephone – (612) 828-6500.

NEW ORLEANS SAINTS: Head Coach – Jim Mora, 2nd season (7-9). PR Director – Greg Suit. Home – Superdome (69,723). 1986 Record – Won 7, Lost 9. Office Telephone – (504) 733-0255.

NEW YORK GIANTS: Head Coach – Bill Parcells, 5th season (38-29-1). PR Director – Ed Croke. Home – Giants Stadium (76,891). 1986 Record – Won 14, Lost 2. Office Telephone – (201) 935-8111.

PHILADELPHIA EAGLES: Head Coach – Buddy Ryan, 2nd season (5-10-1). PR Director – Ed Wisneski. Home – Veterans Stadium (69,417). 1986 Record – Won 5, Lost 10, Tied 1. Office Telephone – (215) 463-2500.

PITTSBURGH STEELERS: Head Coach – Chuck Noll, 19th season (155-107-1). PR Director – Dan Edwards. Home – Three Rivers Stadium (59,000). 1986 Record – Won 6, Lost 10. Office Telephone – (412) 323-1200.

ST. LOUIS CARDINALS: Head Coach – Gene Stallings, 2nd season (4-11-1). PR Director – Bob Rose. Home – Busch Stadium (51,392). 1986 Record – Won 4, Lost 11, Tied 1. Office Telephone – (314) 0777.

SAN FRANCISCO 49ERS: Head Coach – Bill Walsh, 9th season (76-53-1). PR Director – Jerry Walker. Home – Candlestick Park (61,499). 1986 Record – Won 10, Lost 5, Tied 1. Office Telephone – (415) 365-3420.

SEATTLE SEAHAWKS: Head Coach – Chuck Knox, 5th season (42-27). PR Director – Gary Wright. Home – Kingdome (64,984). 1986 Record – Won 10, Lost 6. Office Telephone – (206) 827-9777.

TAMPA BAY BUCCANEERS: Head Coach – Ray Perkins, 1st season. PR Director – Rick Odioso. Home – Tampa Stadium (74,315). 1986 Record – Won 2, Lost 14. Office Telephone – (813) 870-2700.

HOME GAME ATTENDANCE

Season	Capacity	Ticket Distribution	Actual Attendance	Ticket Average
1975	57,455	387,312	323,868	55,330
1976	57,359	401,123	351,812	57,303
1977	57,359	401,513	336,500	57,359
1978	57,359	458,872	385,976	57,359
1979	57,979	463,832	416,168	57,979
1980	64,154	513,232	464,897	64,154
1981	64,410	515,280	436,563	64,410
1982	65,793	249,354	183,626	62,339
1983	65,793	525,897	418,771	65,737
1984	65,793	516,347	462,159	64,543
1985	65,793	526,344	486,212	65,793
1986	66,030	528,240	495,484	66,030

MEDIA INFORMATION

CREDENTIAL REQUESTS: News media representatives who have not been issued season press credentials should request single game credentials in advance by writing to or calling Ken Valdiserri, Director of Public Relations, Halas Hall, 250 N. Washington Road, Lake Forest, IL 60045, (312) 295-6600. Credentials will be left at the WILL CALL window located near Gate "O" on the south end of the stadium. Will Call opens three hours before kickoff. Space is extremely limited in the Soldier Field Press Box. No guests are permitted and credentials are limited to working press only.

PHOTOGRAPHERS: Sideline credentials for field photographers are issued by the Bears Public Relation Department. Space limitations make it impossible to accredit free lance photographers who are not on specific assignment by a recognized sports or news publication. Sideline credentials must be reserved five days in advance of the game and can be picked up at Gate "O".

PARKING: A limited number of media parking is available at Soldier Field. Applications must be made in writing on newspaper, magazine, radio station, or television station letterhead to Ken Valdiserri.

TELEPHONES: The Bears cooperate with the Pro Football Writers Association telephone co-op system for copy transmission. Media outlets not participating in the PFWA system should make their own arrangements for dedicated phone service. To order phones in the Soldier Field Press Box call: Vito Sanchez at Illinois Bell (312) 750-2033. For instruments, contact John Windebank at AT&T (312) 326-0886.

DRIVING DIRECTIONS TO SOLDIER FIELD FROM O'HARE AIRPORT: Take Kennedy Expressway to Congress Street. Exit East to Columbus Drive. Go right (south) on Columbus until it feeds into Lake Shore Drive South. Soldier Field will be on left. Entrance to parking is at south end of field (Waldron Drive).

DRIVING DIRECTIONS FROM SOLDIER FIELD TO O'HARE AIRPORT: Take Lake Shore Drive South to I-55 (on right). Take I-55 to I-90/94 Exit North to Wisconsin. Follow I-90 and O'Hare signs to airport.

DIRECTIONS OUT OF PRESS BOX AFTER GAME: Take press box elevator to first level concourse inside stadium. . . follow inside concourse to south end of stadium, to gate "O" and exit. All taxi cabs are instructed to pick up at gate "O".

POST-GAME TRANSPORTATION: Please advise Bears PR personnel as soon as possible should you require transportation following the game.

BEAR PR PERSONNEL TELEPHONE NUMBERS

Bear Office: (312) 295-6600, ext. 219-221
Bear Press Box: (312) 461-9066
Ken Valdiserri: (312) 459-6323 (Home)
Bryan Harlan: (312) 975-8082 (Home)
Bear Hot-line: (312) 295-6729

BEARS' ROAD HEADQUARTERS 1987

DENVER BRONCOS: Westin Hotel, 21672 Lawrence St., Denver, CO (80202) 303,572-9100.
DETROIT LIONS: Northfield Hilton, 5500 Crooks Road at I-75, Troy, MI (48098) 313,879-2100.
GREEN BAY PACKERS: Paper Valley Hotel, 333 W. College Ave., Appleton, WI (54913) 414,733-8000.
LOS ANGELES RAIDERS: Stouffer Concourse Hotel, 5400 W. Century Blvd., Los Angeles, CA (90045) 213,216-5858.
MIAMI DOLPHINS: Ft. Lauderdale Airport Hilton, 1870 Griffin Rd., Dania, FL (33004) 305,920-3300.
MINNESOTA VIKINGS: Minneapolis Hilton Inn, 1330 Industrial Blvd., Minneapolis, MN (55413) 612,331-1900.
PHILADELPHIA EAGLES: Philadelphia Airport Marriott, 4509 Island Ave., Philadelphia, PA (19153) 215,365-4150.
SAN FRANCISCO 49ERS: Dunfey Hotel, 1770 S. Amphlett Blvd., San Mateo, CA (94402) 415,573-7661.
TAMPA BAY BUCCANEERS: Bay Harbor Inn, 7700 Courtney Campbell Causeway, Tampa, FL (33607) 813,885-2541.

1987 SCHEDULE

PRE-SEASON

August 16/Sunday	@ Miami Dolphins	7 P.M.
August 22/Saturday	PITTSBURGH STEELERS	6 P.M.
August 31/Monday	ST. LOUIS CARDINALS	7 P.M.
September 5/Saturday	@ Los Angeles Raiders	3 P.M.

REGULAR SEASON

September 14/Monday	NEW YORK GIANTS	8 P.M.
September 20/Sunday	TAMPA BAY	Noon
September 27/Sunday	@ Detroit	Noon
October 4/Sunday	@ Philadelphia	Noon
October 11/Sunday	MINNESOTA	Noon
October 18/Sunday	NEW ORLEANS	Noon
October 25/Sunday	@ Tampa Bay	Noon
November 1/Sunday	KANSAS CITY	Noon
November 8/Sunday	@ Green Bay	Noon
November 16/Monday	@ Denver	8 P.M.
November 22/Sunday	DETROIT	Noon
November 29/Sunday	GREEN BAY	Noon
December 6/Sunday	@ Minnesota	7 P.M.
December 14/Monday	@ San Francisco	8 P.M.
December 20/Sunday	SEATTLE	Noon
December 27/Sunday	@ Los Angeles Raiders	3 P.M.


(Home games in bold caps. All start times are Central.)



Frito-Lay and the
Chicago Bears
team up for a
better Chicago.

Frito-Lay Inc., maker of quality snacks, is donating \$100 per point scored by the Chicago Bears to Children's Memorial Hospital in the names of the Frito-Lay Unsung Hero of the Week/Year Award recipients.

Challenge
for Children



DORITOS® FRITO-LAY'S® RUFFLES®
trademark